



# Summary Output Reports Tool (SORT)

---

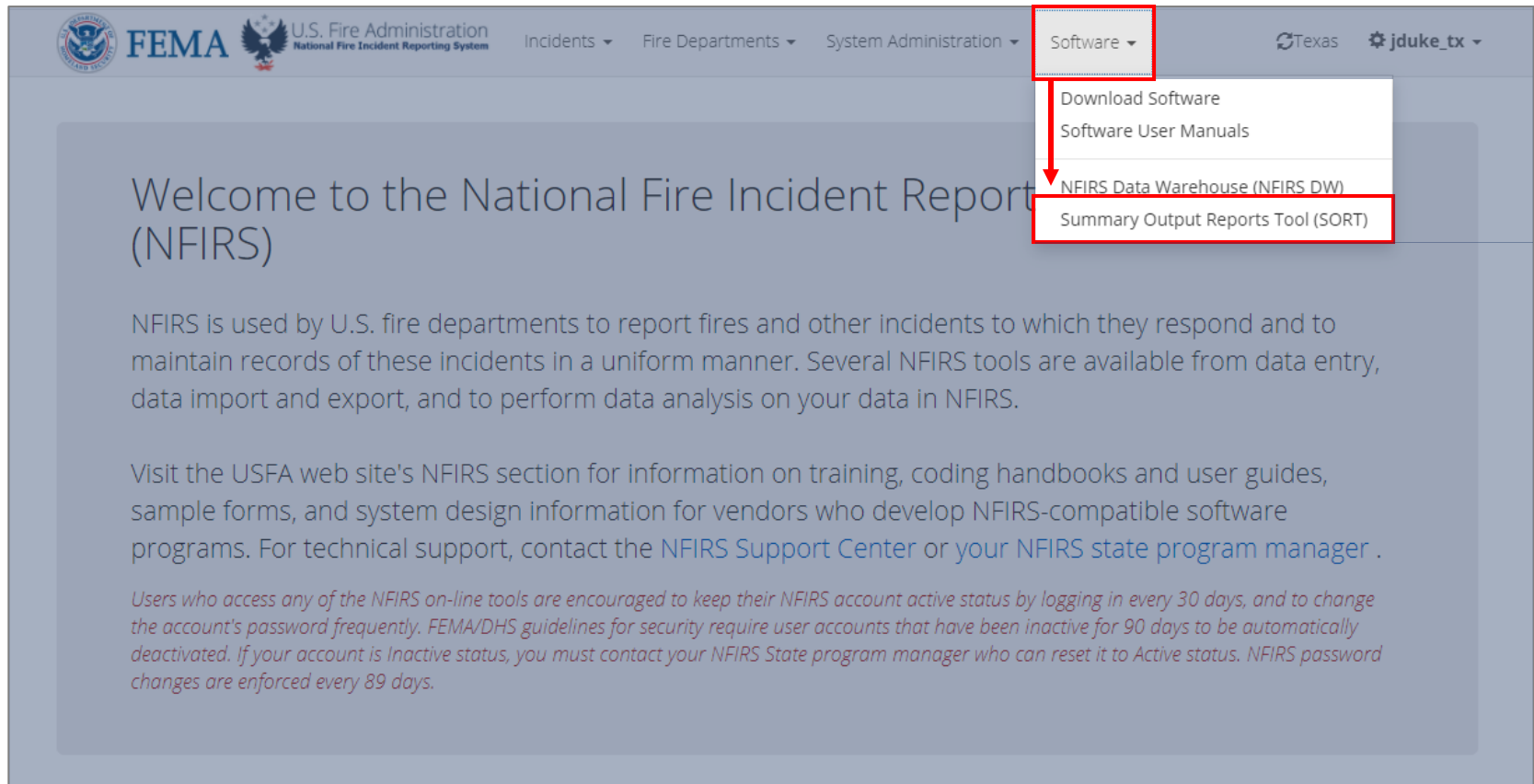
# Summary Output Reports Tool (SORT)

- NFIRS 5.0 Web-based Summary Output Reports Tool
- Run summary and statistical calculations on the data saved to the national NFIRS database.
- Data submitted to TEXFIRS is included in the NFIRS.

[www.nfirs.fema.gov](http://www.nfirs.fema.gov)



# National Fire Incident Reporting System



Welcome to the National Fire Incident Reporting System (NFIRS)

NFIRS is used by U.S. fire departments to report fires and other incidents to which they respond and to maintain records of these incidents in a uniform manner. Several NFIRS tools are available from data entry, data import and export, and to perform data analysis on your data in NFIRS.

Visit the USFA web site's NFIRS section for information on training, coding handbooks and user guides, sample forms, and system design information for vendors who develop NFIRS-compatible software programs. For technical support, contact the [NFIRS Support Center](#) or your [NFIRS state program manager](#).

*Users who access any of the NFIRS on-line tools are encouraged to keep their NFIRS account active status by logging in every 30 days, and to change the account's password frequently. FEMA/DHS guidelines for security require user accounts that have been inactive for 90 days to be automatically deactivated. If your account is Inactive status, you must contact your NFIRS State program manager who can reset it to Active status. NFIRS password changes are enforced every 89 days.*

1. Login to: [www.nfirs.fema.gov](http://www.nfirs.fema.gov)
2. Select "Software"
3. Select "Summary Output Reports Tool (SORT)"



# Available Reports

Department of Homeland Security  
Federal Emergency Management Agency  
U.S. Fire Administration

OMB no: 1660-0069 Expiration Date: 07/31/2012 Logout

## National Fire Incident Reporting System








State: TX Fire Department: Texas Username: TEXFIRS

**Reporting Menu**

- [Available Reports](#)
- [Completed Reports](#)
- [Requested Reports](#)
- [My Recent Reports](#)

### Available Report Types

In order to view sample reports in PDF form you must first have a PDF viewer installed. Such a viewer is available from [Adobe](#)










Report Name	Report Description	Report Category	Sample Report
<a href="#">Civilian Casualties</a>	The Civilian Casualties report summarizes the user's choice of either injuries or fatalities involving civilians. The report breaks down the numbers into five graphs: by property use, by incident type, total injuries, fire incidents, and non-fire incidents. The last three graphs are grouped using a user-chosen time period including the day of the week, day of the month, the hour of the day, month of the year, quarter of the year, week of the month, or week of the year.	Casualty Reports	
<a href="#">Data Inventory By FDID</a>	The Data Inventory by FDID report summarizes incident data within a given alarm date range by presenting a table for each selected fire department that provides counts of various incident modules broken down by incident validity, original incident data version, and incident publication state.	Fire Reports	
<a href="#">Data Quality</a>	The Data Quality report quantifies the quality of reported incidents as a total number and percentage of the presence of key fields on various modules such as the Basic Module, Fire Module, and Apparatus Module.	Management Reports	
<a href="#">Detailed Selected Statistics</a>	The Detailed Selected Statistics report summarizes incidents by the presence and frequency of a particular coded field as chosen by the user (such as the Cause of Ignition field on the Fire Module). Additionally, the user may add ad hoc filters to further narrow the incidents included. The results include the frequency, frequency percentage, number of exposures, average number of EMS and suppression personnel and apparatus, average man hours, total man hours, and average response time.	Management Reports	
<a href="#">FDID Incident Type Summary</a>	The FDID Incident Type Summary report summarizes counts of incidents by incident type (incident type in the 100s, 200s, 300s, etc., U [Undetermined - 4.1 conversion], or none) and total incidents for each FDID chosen by the user. A total for all FDIDs included is given at the end of the report.	Incident by FDID Reports	
<a href="#">Fire Department Information</a>	The Fire Department Information report provides counts of fire service personnel, incidents, exposures, aid given, and casualties at a per-fire department level. The report additionally quantifies the number of matching fire departments that have and have not reported matching incidents within the specified period.	Incident by FDID Reports	
<a href="#">Fire Report by FDID</a>	The Fire Report by FDID report creates a summary of fire activity for each FDID selected by the user. The summary is presented as one page per FDID and includes a table by four major fire incident types (structure fires, vehicle fires, outside fires and other) and a pie chart including the top five fire types for that FDID. The table includes the counts and percentages for both that FDID and the FDID within the group of FDIDs begin reported upon.	Fire Reports	

Internet | Protected Mode: Off 100%

**Choose a Report**



# Summary by Incident Type Report

	and all aid types. The user can also choose whether to sort the results initially by FDID or Incident Date (and next by Incident Date or FDID then incident number and exposure). Other selection criteria include the FDIDs to include, the date range, data version, incident validity and release status. For each reported incident, the FDID, FDID state, incident date, incident number, exposure number, assisted/ing FDID, assisted/ing FDID state, and assisted/ing incident number. The report ends with the total number of mutual aid incidents.	
<a href="#">NFIRS Users</a>	Provides a listing of NFIRS 5.0 user account information.	Management Reports 
<a href="#">NFIRS Vendors</a>	The Vendor Report generates a list of Vendors, their NFIRS Vendor IDs, and contact information.	Management Reports 
<a href="#">Residential Structure Fire Causes</a>	The Residential Structure Fire Incidents by Fire Cause Category report summarizes fire incidents in residential structures. The rows of the report are broken down by computed cause code/categories. The information summarized includes the count and percentage frequency of each cause code, the count and percentage of both civilian and fire fighter injuries and casualties, and the count and percentage of property, contents, and total loss. The computed cause codes include such categories as smoking, heating, and cooking.	Fire Reports 
<a href="#">Structure Fire Causes</a>	The Structure Fire Causes report summarizes structure fires by cause. The cause code may be either fire cause or priority cause category. Optionally, the results can summarized by a coded field within the cause code.	Fire Reports 
<a href="#">Structure Fires by Property Use</a>	The Structure Fires By Property Use report summarizes structure fire incidents by several property use categories. The categories are residential property uses, public property uses and other property uses, which are displayed graphically using bar charts. The report ends with a numerical summary of the same categories further broken down by counts of fires, fire fighter deaths & injuries, civilian deaths & injuries, and property loss amounts.	Fire Reports 
 <a href="#">Summary by Incident Type</a>	The Summary by Incident Type report is a table of incidents categorized by frequency, percentage of total incidents, mutual aid statistics and exposures broken down by fires, EMS, and other incident types. The report also has a summary of dollar loss and casualties.	Incident Reports 
<a href="#">Tally</a>	The Tally report lists several counts and percentages for a selected set of incidents that includes the frequency of occurrence, civilian and fire service injuries and deaths, and property, contents and total loss. These are organized by one of a number of coded fields chosen by the user. Among these choices are incident type, property use, cause of ignition, and Hazmat disposition.	Incident Reports 
	The Unresolved Fire Incidents report contains a list of all fire incidents with a fire cause of "Undetermined" or "Investigating" with an incident date that occurred on or before a date given by the user. The report includes the FDID, the fire department name, the incident date, the incident number, the incident type, and the cause (which will be either Undetermined or Investigating). The report can be sorted either by FDID or fire dept. name and includes a sub-total of incidents for each one.	Investigation Reports 

## Summary by Incident Type

# Summary By Incident Type Report

The report provides a summary of NFIRS incidents categorized by;

- Frequency
- Percentage of total incidents
- Mutual aid statistics and exposures broken down by
  - Fires
  - EMS
  - Other incident types

The report provides summary information on casualties, and the total dollar loss for fire incidents.

**Note:** No Activity incidents (N status) are not included in any frequency count.



# Summary By Incident Type Report

Department of Homeland Security  
Federal Emergency Management Agency  
U.S. Fire Administration

OMB no: 1660-0069 Expiration Date: 07/31/2012 Logout

## National Fire Incident Reporting System

State: TX Fire Department: Texas Username: TEXFIRS

**Reporting Menu**  
[Available Reports](#)  
[Completed Reports](#)  
[Requested Reports](#)  
[My Recent Reports](#)

### Summary by Incident Type

**Parameters**

From Date:  To Date:

Incident Status:  Version:  Release Status:

Include Individual FDID Reports

**(+) Ad hoc Filters**

**FDID Selection**

Selected state : TX

Include Deactivated Fire Depts

NFIRS - NFDC

[Privacy/Important Notices](#) | [USFA](#) | [Contact Us](#)

An official web site of the Department of Homeland Security  
U.S. Fire Administration, 16825 S. Seton Ave., Emmitsburg, MD 21727  
NFIRS Support Center: (888) 382-3827



# Choosing Report Parameters

Department of Homeland Security  
Federal Emergency Management Agency  
U.S. Fire Administration

OMB no: 1660-0069 Expiration Date: 07/31/2012 Logout

## National Fire Incident Reporting System

**Reporting Menu**  
[Available Reports](#)  
[Completed Reports](#)  
[Requested Reports](#)  
[My Recent Reports](#)

### Summary by Incident Type

**Parameters**

From Date:  To Date:

Incident Status: Valid  Version: All  Release Status: Released

(+) Add Filters

FDID Selection

Selected state: TX

Include Individual FDID Reports

Generate Report

**Choose Dates Carefully!**

**Incident Status – Valid or All  
Version - All  
Release Status - All**

Privacy/Important Notice

An official web site of the Department of Homeland Security  
U.S. Fire Administration, 16825 S. Seton Ave., Emmitsburg, MD 21727  
NFIRS Support Center: (888) 382-3827





# Choose Your Fire Department

Department of Homeland Security  
Federal Emergency Management Agency  
U.S. Fire Administration

OMB no: 1660-0069 Expiration Date: 07/31/2012 Logout

## National Fire Incident Reporting System

State: TX Fire Department: Texas Username: TEXFIRS

**Reporting Menu**  
[Available Reports](#)  
[Completed Reports](#)  
[Requested Reports](#)  
[My Recent Reports](#)

### Summary by Incident Type

**Parameters**

From Date: 01/01/2013 To Date: 12/31/2013  
Incident Status: Valid Version: All Release Status: All  
Include Individual FDID Reports

**(+) Ad hoc Filters**

**FDID Selection**

Selected state : TX

- Include Deactivated Fire Depts
- NFIRS - NFDC
- Texas
  - A
    - Anderson Co. (AA001)
      - AA310 : 79 East VFD
      - AA311 : 84 East VFD
      - AA302 : Bethel Cayuga FD
      - AA307 : Bradford VFD
      - AA301 : Elkhart FD
      - AA403 : Elmwood VFD
      - AA402 : Frankston FD
      - AA308 : Lone Pine VFD

Generate Report

**Check the box for your Fire Department**

**Texas Guest account users – departments listed under County**



# Generate Report

[Available Reports](#)  
[Completed Reports](#)  
[Requested Reports](#)  
[My Recent Reports](#)

### Summary by Incident Type

**Parameters**

From Date: 01/01/2013 To Date: 12/31/2013  
Incident Status: Valid Version: All Release Status: All  
Include Individual FDID Reports

**(+) Ad hoc Filters**

**FDID Selection**

Selected state : TX  
 Include Deactivated Fire Depts

- NFIRS - NFDC
  - Texas
    - A
      - Anderson Co. (AA001)
        - AA310 : 79 East VFD
        - AA311 : 84 East VFD
        - AA302 : Bethel Cayuga FD
        - AA307 : Bradford VFD
        - AA301 : Elkhart FD
        - AA403 : Elmwood VFD
        - AA402 : Frankston FD
        - AA308 : Lone Pine VFD

**Select "Generate Report"**

**Generate Report**

[Privacy/Important Notices](#) | [USFA](#) | [Contact Us](#)

An official web site of the [Department of Homeland Security](#)  
U.S. Fire Administration, 16825 S. Seton Ave., Emmitsburg, MD 21727  
NFIRS Support Center: (888) 382-3827



# Completed Reports

Department of Homeland Security  
Federal Emergency Management Agency  
U.S. Fire Administration

OMB no: 1660-0069 Expiration Date: 07/31/2012 Logout

## National Fire Incident Reporting System

State: TX Fire Department: Texas Username: TEXTFIRS

**Reporting Menu**

- [Available Reports](#)
- [Completed Reports](#)
- [Recently Submitted Reports](#)
- [My Recent Reports](#)**

### Completed Reports

To view reports in the PDF format you must first have a PDF viewer installed. Such a viewer is available from [Adobe](#). To view reports in the Excel XLS format you must have an Excel viewer installed. Such a viewer is available from [Microsoft](#). To view reports in the Word DOCX format you must first have a Word viewer installed. Such a viewer is also available from [Microsoft](#).

**Documents You Can View**

Displaying results 1-25 of 458 found

**RESULTS:** [1-25](#) [26-50](#) [51-75](#) [76-100](#) [101-125](#) [126-150](#) [151-175](#) [176-200](#) [201-225](#) [226-250](#) [251-275](#) [276-300](#) [301-325](#) [326-350](#) [351-375](#) [376-400](#) [401-425](#) [426-450](#) [451-458](#) [Next >>](#)

Generated Report	Time Submitted	Time Completed	Owner	Actions	Report Format
Data Quality	04/02/2014 at 03:04 PM	04/02/2014 at 03:04 PM	TEXTFIRS		
	04/02/2014 at 03:03 PM	04/02/2014 at 03:03 PM	TEXTFIRS		
Summary by Incident Type	04/01/2014 at 06:32 PM	04/01/2014 at 06:32 PM	RJTHOMAS6203		
Incidents By Time Series	04/01/2014 at 06:30 PM	04/01/2014 at 06:30 PM	RJTHOMAS6203		
Incident Listing	04/01/2014 at 06:29 PM	04/01/2014 at 06:29 PM	RJTHOMAS6203		
Data Inventory By FDID	04/01/2014 at 06:22 PM	04/01/2014 at 06:22 PM	RJTHOMAS6203		

Select "My Recent Reports"



# Open/Save Completed Report

Department of Homeland Security  
Federal Emergency Management Agency  
U.S. Fire Administration

OMB no: 1660-0069 Expiration Date: 07/31/2012 Logout

## National Fire Incident Reporting System

**Reporting Menu**  
[Available Reports](#)  
[Completed Reports](#)  
[Requested Reports](#)  
[My Recent Reports](#)

### Completed Reports

To view reports in the PDF format you must first have a PDF viewer installed. Such a viewer is available from [Adobe](#). To view reports in the Excel format you must have an Excel viewer installed. Such a viewer is available from [Microsoft](#). To view reports in the Word DOCX format you must first have a Word viewer installed. Such a viewer is also available from [Microsoft](#).

**Documents You Can View**  
Displaying results 1-25 of 458 found  
**RESULTS:** [1-25](#) [26-50](#) [51-75](#) [76-100](#) [101-125](#) [126-150](#) [151-175](#) [176-200](#) [201-225](#) [226-250](#) [251-275](#) [276-300](#) [301-325](#) [326-350](#) [351-375](#) [376-400](#) [401-425](#) [426-450](#) [451-458](#) [Next >>](#)

Generated Report	Time Submitted	Time Completed	Owner	Actions	Report Format
Data Quality	04/02/2014 at 03:04 PM	04/02/2014 at 03:04 PM	TEXFIRS		
Summary by Incident Type	04/02/2014 at 03:03 PM	04/02/2014 at 03:03 PM	TEXFIRS		
Summary by Incident Type					
Incidents By Time Series					
Incident					
Data In					
Fire Report by FDID	06:21 PM	06:21 PM			
FDID Incident Type Summary	04/01/2014 at 06:18 PM	04/01/2014 at 06:18 PM	RJTHOMAS6203		

**Select the report as PDF, Excel, Word, or HTML**

**Select to "Open" or "Save" the report**

File Download  
Do you want to open or save this file?  
Name: Summary\_by\_Incident\_Type.PDF  
Type: Adobe Acrobat Document  
From: www.nfirs.fema.gov  
Open Save Cancel

While files from the Internet can be useful, some files can potentially ham your computer. If you do not trust the source, do not open or save this file. [What's the risk?](#)



# Summary By Incident Type

<b>Summary By Incident Type</b>											
<i>Report Period: From 01/01/2014 to 01/31/2014</i>											
<i>All Selected Fire Departments</i>											
<b>Calls By Incident Type</b>											
	Frequency	Percent Of Total Calls	Mutual Aid None	Mutual Aid Given	Mutual Aid Received	Other Aid Given	Invalid Aid Flag	Exposures	Total Incidents		
<b>FIRES</b>											
Structure Fires (110-118, 120-123) .....	1	10.00 %	0	1	1	0	0	0	2		
Vehicle Fires (130-138) .....	0	0.00 %	0	0	0	0	0	0	0		
Other Fires (100, 140-173) .....	1	10.00 %	0	1	1	0	0	0	2		
<b>Total Fires</b> .....	<b>2</b>	<b>20.00 %</b>	<b>0</b>	<b>2</b>	<b>2</b>	<b>0</b>	<b>0</b>	<b>0</b>	<b>4</b>		
Pressure Ruptures, Explosion, Overheat (200-251)	0	0.00 %	0	0	0	0	0	0	0		
<b>RESCUE CALLS</b>											
Emergency Medical Treatment (300-323)	4	40.00 %	3	0	1	0	0	0	4		
All Others (331-381) .....	0	0.00 %	0	0	0	0	0	0	0		
<b>Total Rescue Calls</b> .....	<b>4</b>	<b>40.00 %</b>	<b>3</b>	<b>0</b>	<b>1</b>	<b>0</b>	<b>0</b>	<b>0</b>	<b>4</b>		
Hazardous Condition Calls (400-482) .....	0	0.00 %	0	0	0	0	0	0	0		
Service Calls (500-571) .....	3	30.00 %	2	0	1	0	0	0	3		
Good Intent Calls (600-671) .....	1	10.00 %	1	1	0	0	0	0	2		
Severe Weather or Natural Disaster Calls (800-815)	0	0.00 %	0	0	0	0	0	0	0		
Special Incident Calls (900-911) .....	0	0.00 %	0	0	0	0	0	0	0		
Unknown Incident Type (UUU) .....	0	0.00 %	0	0	0	0	0	0	0		
<b>FALSE CALLS</b>											
Malicious Calls (710-715, 751)	0	0.00 %	0	0	0	0	0	0	0		
Other False Calls (700, 721-746)	0	0.00 %	0	0	0	0	0	0	0		
<b>Total False Calls</b> .....	<b>0</b>	<b>0.00 %</b>	<b>0</b>	<b>0</b>	<b>0</b>	<b>0</b>	<b>0</b>	<b>0</b>	<b>0</b>		
<b>TOTAL CALLS</b> .....	<b>10</b>	<b>100.00 %</b>	<b>6</b>	<b>3</b>	<b>4</b>	<b>0</b>	<b>0</b>	<b>0</b>	<b>13</b>		
<hr/>											
Total Incidents With Exposure Fires .....			0							Total Fire Dollar Loss .....	\$ 0.00
Total Exposure Fires .....			0							Total Dollar Loss .....	\$ 0.00
<b>Casualty Summary</b>											
			Civilian		Fire Service						
Fire Related Injuries			0		0						
Non-Fire Injuries			0		0						
Fire Related Deaths			0		0						
Non-Fire Deaths			1		0						

**Example of an Incident Report**



# Enhanced Reports

1. Refine Reports Using Coded Fields
2. Ad Hoc Reports Using Additional Filter Parameters



# Refined Reports

The Coded Field will be used to group the output of the report (Incidents will be summarized at the level of the selected Coded Field).

A pair of drop-down list boxes provide the user with the capability to select a Coded Field for the report.

- The first list box contains the various NFIRS 5.0 modules.
- A selection of a module from this list box will repopulate the list box on the right with the Coded Fields available for the selected NFIRS 5.0 Module.



# Select Coded Field

Department of Homeland Security  
Federal Emergency Management Agency  
U.S. Fire Administration

OMB no: 1660-0069 Expiration Date: 07/31/2012 Logout

## National Fire Incident Reporting System

State: TX Fire Department: Texas Username: TEXTFIRS

**Reporting Menu**

- [Available Reports](#)
- [Completed Reports](#)
- [Requested Reports](#)
- [My Recent Reports](#)

### Detailed Selected Statistics

**Parameters**

From Date:  To Date:

Incident Status:  Version:  Release Status:

**Select Coded Field**

NFIRS Module :  NFIRS Field:

- Basic Module
- Fire Module
- Structure Fire Module
- Civilian Fire Casualty Module
- Fire Service Casualty Module
- EMS Module
- HazMat Module
- Wildland Module
- Apparatus Module
- Arson Module

Include Deactivated Fire Depts

NFIRS - NFDC

Generate Report

Privacy/Important Notices | USFA | Contact Us

An official web site of the Department of Homeland Security  
U.S. Fire Administration, 16825 S. Seton Ave., Emmitsburg, MD 21727  
NFIRS Support Center: (888) 382-3827

Select Coded Field

Choose a Module





# Select Coded Field

Department of Homeland Security  
Federal Emergency Management Agency  
U.S. Fire Administration

OMB no: 1660-0069 Expiration Date: 07/31/2012 Logout

## National Fire Incident Reporting System

State: TX Fire Department: Texas Username: TEXTFIRS

**Reporting Menu**

- [Available Reports](#)
- [Completed Reports](#)
- [Requested Reports](#)
- [My Recent Reports](#)

**Detailed Selected Statistics**

**Parameters**

From Date:  To Date:

Incident Status:  Version:  Release Status:

NFIRS Module :  **Choose a Field**

(+) Ad hoc Filters

**FDID Selection**

Selected state : TX

Include Deactivated Fire Depts

NFIRS - NFDC

**NFIRS Field:**

- Basic: Incident Actions Taken
- Basic: Mutual Aid Given to FDID State
- Basic: Hazardous Material Released
- Basic: Incident Address Type
- Basic: Detector Alerted Occupants
- Basic: Mixed Use
- Basic: Incident Mutual Aid Given or Received
- Fire: Area of Origin
- Owners State
- Basic: Incident Type
- State
- Person Involved State
- Basic: Property Use

**Generate Report**

Privacy/Important Notices | USFA | Contact Us

An official web site of the Department of Homeland Security  
U.S. Fire Administration, 16825 S. Seton Ave., Emmitsburg, MD 21727  
NFIRS Support Center: (888) 382-3827

Select  
"Generate Report"



# Ad hoc Filters

Enable the user to create additional filter parameters that will further limit the incidents that are retrieved for the report.

- The user may select from a list of available coded fields for filtering the incident content of the report.
- Incidents that match each filter's range will be included in the calculations for the report.
- May be available in combination with the Select Code Field option or may be a choice by itself, depends on the report.

For available codes:

see the [NFIRS 5.0 Complete Reference Guide](#)



# Ad hoc Filters

Department of Homeland Security  
Federal Emergency Management Agency  
U.S. Fire Administration

OMB no: 1660-0069 Expiration Date: 07/31/2012 Logout

National Fire Incident Reporting System

State: TX Fire Department: Texas Username: TEXFIRS

**Reporting Menu**  
[Available Reports](#)  
[Completed Reports](#)  
[Requested Reports](#)  
[My Recent Reports](#)

### Summary by Incident Type

**Parameters**

From Date: 01/01/2013 To Date: 12/31/2013

Version: All Release Status: All

Include Individual FDID Reports

**(-) Ad hoc Filters**

**Filter Items**

Filter: Section A : Incident Alarm Date

From: To:

Add Group >>

**Groups**

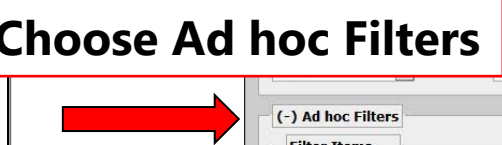
Condition: AND

Remove Groups Add Filter >>

**Report Filters**

<< Remove Filters

To create filter:



# Filter Items by Section

Department of Homeland Security  
Federal Emergency Management Agency  
U.S. Fire Administration

OMB no: 1660-0069 Expiration Date: 07/31/2012 Logout

## National Fire Incident Reporting System

State: TX Fire Department: Texas Username: TEXFIRS

**Reporting Menu**  
[Available Reports](#)  
[Completed Reports](#)  
[Requested Reports](#)  
[My Recent Reports](#)

### Summary by Incident Type

**Parameters**

From Date: 01/01/2014 To Date: 12/31/2014

Include Individual FDID Reports

Use Status: [v]

**Filter Items**

Filter: Section A : Incident Alarm Date

From: Section A: Incident Exposure

To: Section A: Incident Number

Basic : # of EMS Apparatus

Basic : # of EMS Personnel

Basic : # of Other Apparatus

Basic : # of Other Personnel

Basic : # of Suppression Apparatus

Basic : # of Suppression Personnel

Basic : City

Basic : Directions

Basic : Incident Arrival Date

Basic : Incident Controlled Date

Basic : Incident Last Unit Cleared Date

Basic : Street or Highway Name

Basic : Zip

Basic : Contents Loss

Basic : Detector Alerted Occupants

Basic : Fire Cause Category

Basic : Fire Service Fatalities

Basic : Fire Service Injuries

Basic : Hazardous Material Released

Basic : Incident Actions Taken

Basic : Incident Address Type

Basic : Incident Mutual Aid Given or Received

Basic : Incident Type

Basic : Mixed Use

Basic : Mutual Aid Given to FDID State

Basic : Non Fire Service Fatalities

**To create**

- 1) Use Filter
- 2) Use "Add"
- 3) Use "Add"
- 4) Use "Add"
- 5) Use "Add"

**Report Filters**

<< Remove Filters

Select multiple codes or code ranges).

ected.

xy

In "Filter", select the necessary section



# Select Items for Group Filter

Select necessary  
"Items" then select  
"Add Group >>"

File Edit View Favorites Tools Help  
Austin Travel Information ... Microsoft Google Maps Google Home - Statewide GIS Dat... TDINet Intranet Web Slice Gallery  
Department of Homeland Security  
Federal Emergency Management Agency  
U.S. Fire Administration  
National Fire Incident Reporting System  
OMB no: 1660-0069 Expiration Date: 07/31/2012 Logout  
State: TX Fire Department: Texas Username: TEXFIRS

Reporting Menu  
Available Reports  
Completed Reports

Summary by Incident Type

Parameters

To Date: 12/31/2014  
Version: All Release Status: All  
Include Individual FDID RL\_lorts

Filter Items

Filter: Basic: Property Use

Select Items:

- 419 : 1 or 2 family dwelling
- 429 : Multifamily dwellings
- 439 : Boarding/rooming house, residential hotels
- 449 : Hotel/motel, commercial
- 459 : Residential board and care

Add Group >>

Groups

Condition: AND

Remove Groups Add Filter >>

Report Filters

<< Remove Filters

To create filter:  
1) Use Filter Items to build Filter Statements. (use Control+Click or Shift+Click to select multiple codes or code ranges).  
2) Use "Add Group" button to move Filter Statements to filter Groups box.  
3) Use "Add Filter" button in the filter Groups box to construct a Filter Group.  
4) Use AND/OR selector to determine how Statements in the Groups box will be executed.



# Create Group Conditions and Add Filter

Department of Homeland Security  
Federal Emergency Management Agency  
U.S. Fire Administration

OMB no: 1660-0069 Expiration Date: 07/31/2012 Logout

## National Fire Incident Reporting System

State: TX Fire Department: Texas Username: TEXFIRS

**Reporting Menu**  
[Available Reports](#)  
[Completed Reports](#)  
[Requested Reports](#)  
[My Recent Reports](#)

### Summary by Incident Type

**Parameters**

From Date: 01/01/2014 To Date: 12/31/2014  
Incident Status: Version: Release Status: All  
Include Individual FDID RI\_torts

**Groups**

Condition: AND  
Fire: Cause of Ignition value in { 1 }  
Basic: Property Use Value in { 419, 42

Remove Groups Add Filter >>

**Report Filters**

<< Remove Filters

**To create filter:**

- 1) Use Filter Items to build Filter Statements. (use Control+Click or Shift+Click to select multiple codes or code ranges).
- 2) Use "Add Group" button to move Filter Statements to filter Groups box.
- 3) Use "Add Filter" button in the filter Groups box to construct a Filter Group.
- 4) Use AND/OR selector to determine how Statements in the Groups box will be executed.
- 5) Use "Add/Remove Filters" buttons to add/remove Filter Groups to Report Filters box.



# FDID Selection

**To create filter:**

- 1) Use Filter Items to build Filter Statements. (use **Control+Click** or **Shift+Click** to select multiple codes or code ranges).
- 2) Use "Add Group" button to move Filter Statements to filter Groups box.
- 3) Use "Add Filter" button in the filter Groups box to construct a Filter Group.
- 4) Use AND/OR selector to determine how Statements in the Groups box will be executed.
- 5) Use "Add/Remove Filters" buttons to add/remove filter Groups to Report Filters box.

**NOTE:** Filter Groups must be in Report Filters Box (on far right) to be used on report.  
If the details of the report filter/group is hidden, click on the filter/group to view the details.

**FDID Selection**

Selected state : TX

Include Deactivated Fire Depts

NFIRS - NFDC

Texas

A

AA310 : 79 East VFD

AA311 : 84 East VFD

AA302 : Bethel Cayuga FD

AA307 : Bradford VFD

AA301 : Elkhart FD

AA403 : Elmwood VFD

AA402 : Frankston FD

AA308 : Lone Pine VFD

**• Select Your FDID**

**• Select "Generate Report"**

[Privacy/Important Notices](#) | [USFA](#) | [Contact Us](#)

An official web site of the [Department of Homeland Security](#)  
U.S. Fire Administration, 16825 S. Seton Ave., Emmitsburg, MD 21727



# Completed Report

Under "Completed Reports" the report will be available for download.

Reporting Menu

- Completed Reports
- Request Reports
- My Recent Reports

Completed Reports

To view reports in the PDF format you must first have a PDF viewer installed. Such a viewer is available from [Adobe](#). To view reports in the Excel XLS format you must have an Excel viewer installed. Such a viewer is also available from [Microsoft](#). To view reports in the Word DOCX format you must first have a Word viewer installed. Such a viewer is also available from [Microsoft](#).

Documents You Can View

Displaying results 1-25 of 456 found

RESULTS: [1-25](#) [26-50](#) [51-75](#) [76-100](#) [101-125](#) [126-150](#) [151-175](#) [176-200](#) [201-225](#) [226-250](#) [251-275](#) [276-300](#) [301-325](#) [326-350](#) [351-375](#) [376-400](#) [401-425](#) [426-450](#) [451-456](#) [Next »](#)

Generated Report	Time Submitted	Time Completed	Owner	Actions	Report Format
Tally	04/08/2014 at 11:24 AM	04/08/2014 at 11:24 AM	BENSON		
Structure Fire Causes	04/08/2014 at 11:21 AM	04/08/2014 at 11:21 AM	BENSON		
Summary by Incident Type	04/08/2014 at 11:18 AM	04/08/2014 at 11:18 AM	TEXAS GUEST		
Structure Fire Causes	04/08/2014 at 11:10 AM	04/08/2014 at 11:10 AM	BENSON		
Incident Counts	04/08/2014 at 11:04 AM	04/08/2014 at 11:04 AM	BENSON		
Unresolved Fire Incidents	04/08/2014 at 10:50 AM	04/08/2014 at 10:50 AM	TEXFIRS		
Detailed Selected Statistics	04/07/2014 at 04:14 PM	04/07/2014 at 04:14 PM	TEXFIRS		
Detailed Selected Statistics	04/07/2014 at 04:11 PM	04/07/2014 at 04:11 PM	TEXFIRS		





# Reviewing Data Quality

Utilize the following “Available Reports” for reviewing data quality:

- Incident Counts
- Monthly Incident Counts
- Data Quality
- Data Inventory by FDID
- Detailed Selected Statistics



# Generate Information Reports

Utilize the following “Available Reports” to generate information:

- Tally
- Summary by Incident Type
- Structure Fire Cause
- Residential Structure Fire Cause
- Fires Under Investigation



