

Protective Clothing

Protective Clothing



Table of Content

Wear Coveralls To Protect Your Body	3
Don't Wear Contaminated Clothing Home	3
Wear Gloves To Protect Your Hands	3
Never Wear Fabric Hats	4
Wear Boots To Protect Your Feet	4
Wear Clean Clothes Each Day	4
Protect Your Eyes, Nose, Mouth And Face	5
Use A Respirator To Protect Your Lungs	5

RESOURCES

The Division of Workers' Compensation (DWC) also offers several free Agriculture safety publications online at <http://www.tdi.texas.gov/wc/safety/videoresources/index.html>.

DWC features a free occupational safety and health audiovisual library. For more information, call 512-804-4620 or visit the DWC website at <http://www.tdi.texas.gov/wc/safety/videoresources/avcatalog.html>.

Safety module created by AgSafe. This publication is compiled from various reference sources and is designed to provide current and authoritative information on the subject matter covered. Information about the Agsafe Project can be obtained by writing to Agsafe, 140 Warren Hall, University of California, Berkeley, CA 94720.


Division of Workers' Compensation

Resource Center • 512-804-4620 • resourcecenter@tdi.texas.gov

Safety Violations Hotline • 1-800-452-9595 • safetyhotline@tdi.texas.gov


WEAR COVERALLS TO PROTECT YOUR BODY

Coveralls are available in disposable or rubber-like materials. Disposable coveralls are lightweight and reasonably comfortable. They offer good protection if they are not damaged. If they become severely contaminated or damaged, discard them at once. Chemically resistant coveralls are similar to a rubber suit and must be worn when the label indicates the requirement for full-body protection. If you have questions about which coverall to wear, ask your supervisor.



DON'T WEAR CONTAMINATED CLOTHING HOME

Change out of your work clothes at the end of the work day, or sooner if they become contaminated. Remember not to wash your work clothes together with your family laundry.




WEAR GLOVES TO PROTECT YOUR HANDS

The skin on your hands can absorb pesticides and their solvents. Protect your hands by wearing liquid-proof gloves. Never use gloves that have a cloth lining, wristband, or that are made of leather. These materials soak up pesticides instead of repelling them. When wearing your gloves, wear your shirt sleeves on the outside of your gloves. This will prevent any spills and splashes from running down into your gloves and onto your hands. If your work requires you to raise your arms overhead, tape your sleeve inside your glove. After using non-disposable gloves, rinse them well in clean water before removing them.




NEVER WEAR FABRIC HATS

Do not wear ordinary baseball type hats or straw hats that have leather sweatbands. These hats are dangerous because of their absorbent material. Wear a liquid-proof hat, preferably made of a washable plastic. The hat may be a hard hat or made of flexible plastic. At the end of the work day, rinse your hat well with clean water.




WEAR BOOTS TO PROTECT YOUR FEET

When you load, mix, or spray large amounts of pesticides, wear liquid-proof, unlined overshoes or boots to protect your feet from exposure to pesticide residue. When wearing boots, wear your pant legs on the outside to prevent spills and splashes from running into the boot and onto your leg. At the end of the work day, wash your boots well in soapy water.




WEAR CLEAN CLOTHES EACH DAY

Wear clean clothing each day. If your clothes get wet with spray, change them immediately; don't wait until the end of the day. Pesticide residue can remain in the fibers of your clothing and can make contact with your skin.



PROTECT YOUR EYES, NOSE, MOUTH AND FACE

Pesticides can be very irritating or corrosive to the eyes. Some states require that goggles or face shields must be used and kept clean at all times to avoid contact with a pesticide. It is especially important to protect your eyes and face with goggles and face shield when pouring or mixing a liquid concentration of highly toxic pesticides. Remember to clean your goggles and face shields with soap and water daily.



USE A RESPIRATOR TO PROTECT YOUR LUNGS

A respirator is one of the most important pieces of equipment for pesticide applicators. Chemical cartridge respirators have one or two cartridges attached to the face piece. These types are usually equipped with one-way valves that allow inhaled air to pass through the cartridges. If the respirator uses filters, the filters must be changed daily. Ask your supervisor if you have questions about the use of a respirator.

