


Name _____

Map Grid

Home Escape Plan Activity Sheet

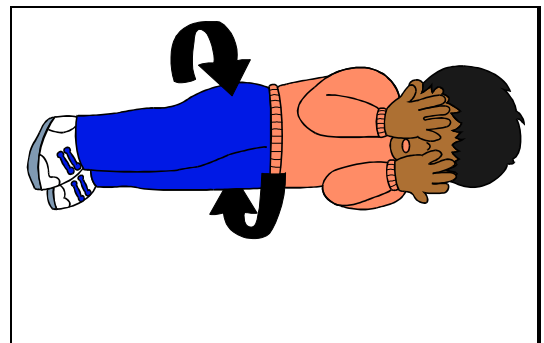

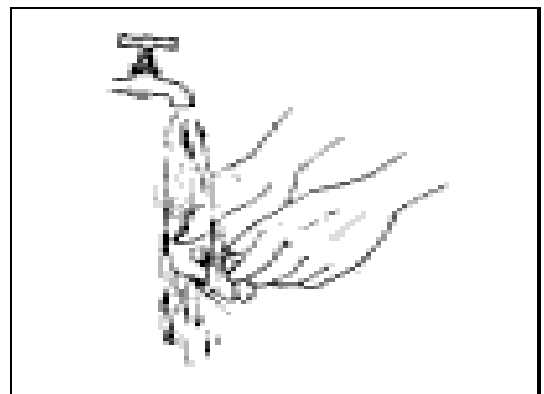

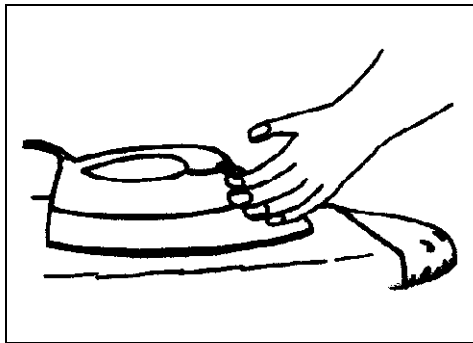


Teacher: Use with Lesson Three, Page 8. Duplicate for student use. Student directions: Draw a map of your home – it doesn't have to be exact. Draw two ways out from each room.

Name _____

"Always Calm and Cool"

Matching Activity Sheet




Teacher: Use with Lesson Four, Page 9. Duplicate for student use. Student directions: Look at the pictures of harmful situations on the left, then look at the possible reactions on the right. Then draw a line from each situation to the reaction that matches.


Name _____















Homes Are Special

Classification Activity Sheet

Where are these homes?

Circle the buildings  if the sentence tells about a city or a home in the city.

Circle the tree and house  if the sentence tells about the country or a home in the country.

1. Very close to many other houses.		
2. Has a large fire department with many stations.		
3. Has many trees and lots of grass, where fire can easily spread.		
4. Far away from other houses.		
5. Fire can spread from houses nearby.		
6. Has a fire department made up of volunteers (people who have other jobs)		
7. Has wildfires, which can move quickly up hills and from tree to tree.		

Where do you live? Draw a picture of your home. Include things that show whether you live in the city or the country.

Teacher: Use with Lesson Five, Pages 9-10. Duplicate for student use.

Name _____

How Safe Is My Home?

Home Inspection Checklist

Parents/Guardians: Your child has been learning about fire safety. Please complete this home checklist. Your child will receive a special certificate when this checklist is returned with your signature.

FIRE HAZARDS: Check for fire hazards in your home. Correct any problems NOW.

Kitchen

- Matches stored out of reach of children
- No overloaded outlets or extension cords
- No curtains or towel racks close to the range.
- Flammable liquids (cleaning fluids, contact adhesives, etc.) or aerosols stored away from the range or other heat source (*Remember, a pilot light can set vapors on fire.*)
- No attractive or frequently used items stored above the range where someone could get burned reaching for them (especially small children in search of cookies or other goodies)
- No worn or frayed appliance or extension cords

Living Room, Family Room, Den, Bedrooms

- Store matches and lighters out of reach of children
- Use only large ashtrays (*small ashtrays are too dangerous*)
- Empty ashtrays frequently (when all signs of heat and burning are gone)
- Fireplace kept screened and cleaned regularly.
- Worn or frayed extension cords or other electrical cords.
- No extension cords put under rugs or carpets or looped over nails or other sharp objects that could cause them to fray
- Sufficient air space around TV, stereo and other electronic equipment to avoid overheating
- Heating equipment kept three feet away from curtains, furniture, and papers
- No overloaded outlets or extension cords

Basement, Garage, Storage Areas

- No gasoline stored in the house or basement (*It should be stored away from the house in an outbuilding and only in safety cans that have flame arresters and pressure-relief valves.*)
- No oily, greasy rags stored, except when kept in labeled and sealed non-glass containers (preferably metal)

- No newspapers or other rubbish stored near furnace, water heater, or other heat source
- No flammable liquids stored near workbench or pilot light and in anything other than labeled, sealed metal containers (*This includes varnish, paint remover, paint thinner, contact adhesives, cleaning fluids.*)
- No overloaded outlets or extension cords
- All fuses of the correct size

DANGEROUS ACTIONS: Do you allow unsafe habits? These guidelines may help your family become more safety aware.

- Wear close-fitting sleeves while cooking (*No loose sleeves, shirts or skirts that may catch fire.*)
- Never leaving cooking unattended
- Never play with matches or lighters
- Never use gasoline to start a fire in the grill or adding lighter fluid to an already-started fire
- No smoking in bed, or in a chair or on the sofa when tired, drinking or under medication
- Never spray aerosols while smoking or near a space heater, range or other ignition source
- No smoking while using a cleaning fluid, a paint thinner or another flammable liquid
- Never use a cigarette lighter after spilling flammable fluid on the hands or clothing
- Never reach over a range or climb onto a range to get something stored above it
- Never lean against a range for warmth or stand too close to a heater or fireplace
- Never let a small child blow out a match
- Never use a lighted match, lighter or candle to illuminate a dark area, such as a closet

SAFETY MEASURES: Do you have these safety items in your home?

- Working smoke detectors on all levels and outside sleeping areas (each story or wing, basement, etc.) *Have you tested the detector in the last month? Changed the batteries in the last year?*
- ABC or ABCD fire extinguisher in the kitchen and workshop
- Emergency exit plan, with two ways out from each room and a meeting place outdoors

Parent/Guardian
Signature _____

Teacher: Use with Lesson Five, Pages 9-10. Duplicate for student use.