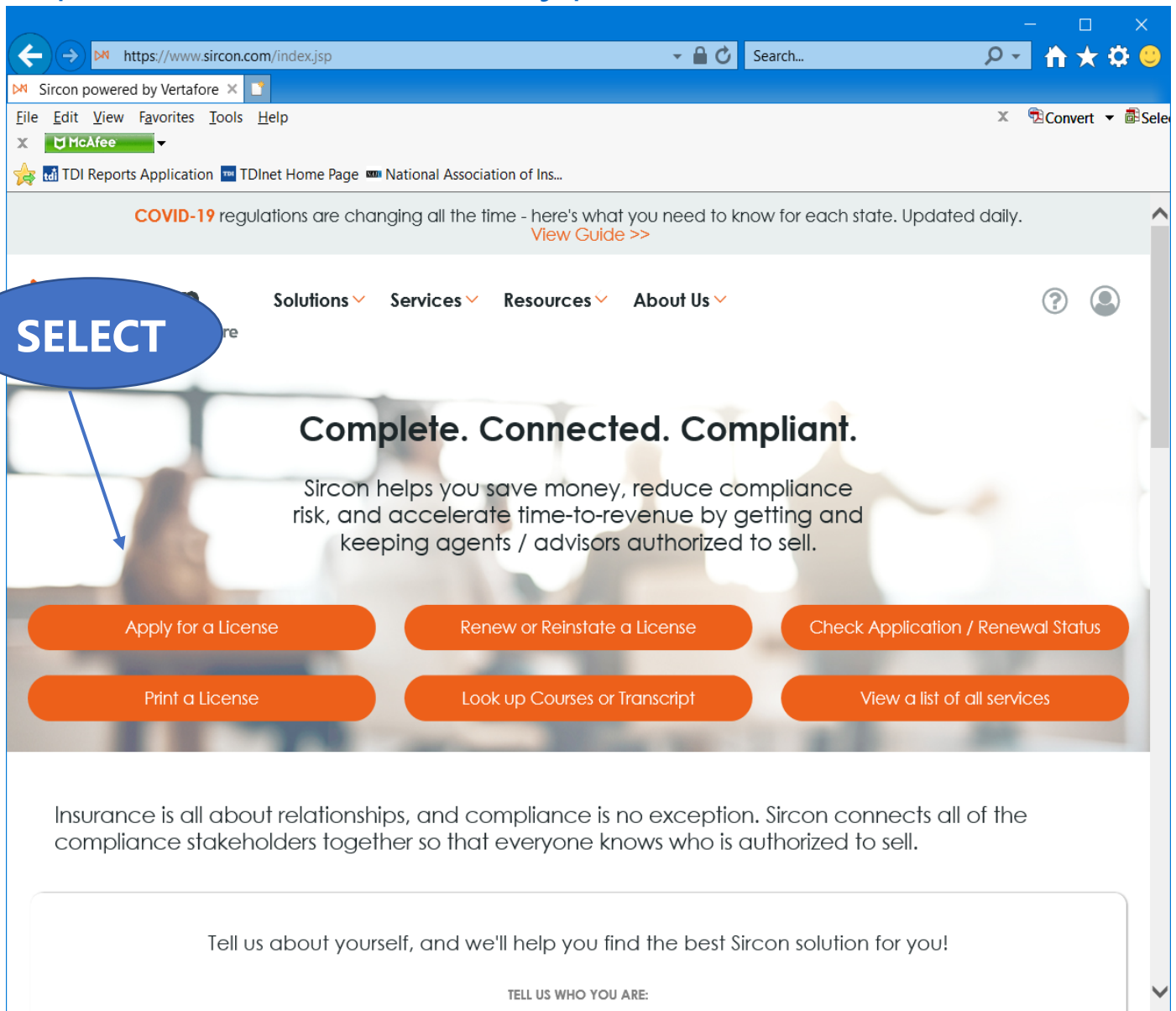


For Title Agency applications

<https://www.sircon.com/index.jsp>



The screenshot shows the Sircon website homepage. At the top, there is a navigation menu with links for Solutions, Services, Resources, and About Us. A blue callout bubble with the word "SELECT" in white capital letters is positioned on the left side, with a blue arrow pointing to the "Apply for a License" button. The main content area features the headline "Complete. Connected. Compliant." followed by a sub-headline: "Sircon helps you save money, reduce compliance risk, and accelerate time-to-revenue by getting and keeping agents / advisors authorized to sell." Below this, there are six orange buttons arranged in two rows: "Apply for a License", "Renew or Reinstatement a License", "Check Application / Renewal Status", "Print a License", "Look up Courses or Transcript", and "View a list of all services". At the bottom, there is a text box with the prompt "Tell us about yourself, and we'll help you find the best Sircon solution for you!" and a label "TELL US WHO YOU ARE:".

Select "Apply for a License"

License Applications | Sirco... x

File Edit View Favorites Tools Help

McAfee

TDI Reports Application TDInet Home Page National Association of Ins...

License Applications

i If you have recently submitted an address change request to your resident state, please allow 5 to 7 business days for processing before submitting a new or updated license application.

[Check the Status of an Existing Application](#) [Renew an Existing License](#)

NEW INSURANCE LICENSES

Start an application for a **new license** or **add new lines of authority** to an existing license [New Insurance License](#)

NEW ADJUSTER LICENSES

Start an application for a **new adjuster license** or **add new lines of authority** to an existing license [New Adjuster License](#)

OTHER LICENSES

Additional non-resident licenses that do not require an active resident license on the National Producer Database [Other Licenses](#)

You'll be able to select a license type on following screens

Select "New Insurance License"

License Applications

If you have recently submitted an address change request to your resident state, please allow 5 to 7 business days for processing before submitting a new or updated license application.

[Check the Status of an Existing Application](#) [Renew an Existing License](#)

NEW INSURANCE LICENSES

Start an application for a new license or add new lines of authority to an existing license [New Insurance License](#)

Is this a Resident or Non-Resident license?	<input checked="" type="radio"/> Resident	<input type="radio"/> Non-Resident
Are you an individual or a firm?	<input type="radio"/> Individual	<input checked="" type="radio"/> Firm

[Cancel](#) [Continue](#)

NEW ADJUSTER LICENSES

Start an application for a new adjuster license or add new lines of authority to an existing license [New Adjuster License](#)

OTHER LICENSES

Additional non-resident licenses that do not require an active resident license on the National Producer Database [Other Licenses](#)

You'll be able to select a license type on following screens

Home | News | State Information | NAIC Information | Privacy | Terms of Use | Help | FAQ | Live Chat

Copyright © 1998-2021 Sircon Corp. | [Email Support](#) | 877-876-4430 | 1500 Abbot Rd Ste.100 | East Lansing, MI 48823

Select "**Resident**", select "**Firm**" for resident state license, and then "**Continue**".

Browser window showing the "Firm Resident License Application" page. The page includes fields for Firm Name, EIN, and Preparer, a list of states accepting electronic license applications (with Texas selected), and a section for Payment Method. A blue callout box on the right provides instructions: "Complete the required information, Select Texas, Then Select Continue".

Browser address bar: <https://www.sircon...>

Page Title: License Applications | Sirco...

File Edit View Favorites Tools Help

McAfee

tdi TDI Reports Application tdi TDI Net Home Page nri National Association of In...

Firm Resident License Application

Firm Name * Required

EIN * Required

Preparer Applicant Authorized Submitter * Required

A paper copy of each requested license application will be generated at the end of the process regardless of submission method(s).

States Accepting Electronic License Applications

Click on a state name to view the license types available for each submission method.

CALIFORNIA - Sole proprietorship may not apply electronically using the business entity uniform application, they must apply as an individual.

CALIFORNIA - Business Entities applying as a Limited Liability Company (LLC's): LLC's are required to provide proof of satisfying the security requirements of Section 1647.5 of the California Insurance Code when applying for an insurance license and once licensed, must also file with the Commissioner an annual confirmation of coverage demonstrating continued compliance with the financial security requirements. Additional LLC application filing information, annual certification of coverage information, and links to forms that can be used as proof of fulfilling the security requirements, please go to the following link for Business Entity Limited Liability Company Requirements (<http://www.insurance.ca.gov/0200-industry/0020-apply-license/0300-business-license/business-entity-limited-liability.cfm>)

Attention Georgia Applicants: Beginning January 1, 2012, you are required to submit Citizenship Affidavit Form GID-276-EN with your application. This form is available on the state website at <http://www.oci.ga.gov/home.aspx>.

<input type="radio"/> Alabama	<input type="radio"/> Hawaii	<input type="radio"/> Minnesota	<input type="radio"/> North Dakota	<input checked="" type="radio"/> Texas
<input type="radio"/> Alaska	<input type="radio"/> Idaho	<input type="radio"/> Mississippi	<input type="radio"/> Ohio	<input type="radio"/> Utah
<input type="radio"/> Arizona	<input type="radio"/> Illinois	<input type="radio"/> Missouri	<input type="radio"/> Oklahoma	<input type="radio"/> Vermont
<input type="radio"/> Arkansas	<input type="radio"/> Indiana	<input type="radio"/> Montana	<input type="radio"/> Oregon	<input type="radio"/> Virginia
<input type="radio"/> California	<input type="radio"/> Iowa	<input type="radio"/> Nebraska	<input type="radio"/> Pennsylvania	<input type="radio"/> West Virginia
<input type="radio"/> Colorado	<input type="radio"/> Kentucky	<input type="radio"/> Nevada	<input type="radio"/> Puerto Rico	<input type="radio"/> Wisconsin
<input type="radio"/> Connecticut	<input type="radio"/> Louisiana	<input type="radio"/> New Hampshire	<input type="radio"/> Rhode Island	<input type="radio"/> Wyoming
<input type="radio"/> Delaware	<input type="radio"/> Maine	<input type="radio"/> New Jersey	<input type="radio"/> South Carolina	
<input type="radio"/> District of Columbia	<input type="radio"/> Maryland	<input type="radio"/> New Mexico	<input type="radio"/> South Dakota	
<input type="radio"/> Georgia	<input type="radio"/> Michigan	<input type="radio"/> North Carolina	<input type="radio"/> Tennessee	

States Accepting Paper License Applications

There are currently no states accepting paper license applications.

Payment Method

Credit Card/Electronic Check Submission
** We accept VISA, MASTERCARD, AMERICAN EXPRESS, DISCOVER and electronic checks. **

I am actively working with a Sircon insurance carrier, agency or partner who is responsible for all or part of the transaction fee. I understand that I am responsible for paying any fees not paid for by the carrier/agency/partner.
** We accept VISA, MASTERCARD, AMERICAN EXPRESS, DISCOVER and electronic checks. **

I am actively working with a Sircon insurance carrier, agency or partner to obtain licensure. I understand that, by checking this box and entering a username/password below, my request will be sent to the carrier/agency/partner who will determine whether to process with the state.

The information on the following pages may include information provided from the National Insurance Producer Registry's Producer Database and may contain information subject to the Fair Credit Reporting Act, 15 U.S.C. 1681 et seq. A Summary of Consumer Rights is provided [Here](#), and is available for viewing.

Cancel Continue

Complete the required information,
Select **Texas**,
Then Select **Continue**

License Applications | Sircon pov x

https://uat.sircon.com/products/apply.jsp

Firm Resident License Application

Not all license types are available in all states. If the license type that you seek is not listed, please contact the state directly and do not apply at this time. State contact information can be found here: [State Information Center](#)

License Information

State Texas

License Type

- Adjuster
- County Mutual Agency
- General Lines Agency
- Life Agency
- Life Agy Not Exceed \$25,000
- Limited Lines Agency
- Managing General Agency
- Pers Lines Prop and Cas Agency
- Pre-Need Agency
- Public Insurance Adjuster
- Risk Manager
- Specialty Insurance Agency
- Title Agency
- Title Direct Operations

Previously licensed ? Yes No

Home | News | State Information | NAIC Information | Privacy | Terms of Use | Help | FAQ | Live Chat

Copyright © 1998-2022 Sircon Corp. | [Email Support](#) | 877-876-4430 | 1500 Abbot Rd Ste.100 | East Lansing, MI 48823

Select the **License type**,
Answer Previously
Licensed Question.
Then Select **Continue**

Select the **license type**, answer the **Previously Licensed question**, then select "**Continue**".

License Applications | Sircon pow. x

https://uat.sircon.com/products/apply.jsp

Firm Resident License Application

Lines of authority that are currently held by the producer in the resident state will appear below, but they will not be selectable.

Qualification Information for State of Texas: Title Agency

Qualification Code

**At least one qualification must be selected.*

Underwriter

Cancel Back Continue

Home | News | State Information | NAIC Information | Privacy | Terms of Use | Help | FAQ | Live Chat

Copyright © 1998-2022 Sircon Corp. | Email Support | 877-876-4430 | 1500 Abbot Rd Ste. 100 | East Lansing, MI 48823

Select the **Qualification Code**,
Then Select **Continue**

Select the **Qualification Code**, then select "**Continue**".

License Applications | Sircon pow x

https://uat.sircon.com/products/apply.jsp

Firm Resident License Application

Agency Information

FEIN

Firm Name agency

Alias Name

Incorporation Date MM-DD-YYYY * Required (mm-dd-yyyy)

Agency Type Code * Required

Domicile Country * Required

Affiliated with a Bank? * Required

Email Address * Required

Business Web Address

FINRA CRD Identifier [What's this?](#)

Agency Business Address

The Business address must be the physical business address at which business records of insurance transactions are maintained. DO NOT enter a P.O. Box address.

Line One * Required

Line Two

Line Three

City * Required

State

Postal Code * Required

Country * Required

Agency Mailing Address

Mailing address will be used as the address of record with TDI. Texas requires the Mailing Address to be in the resident state.

Line One * Required

Line Two

Line Three

City * Required

State

Postal Code * Required

Country * Required

Agency Business Phone

Phone Number * Required

Extension

Agency FAX

Fax Number * Required

Home | News | State Information | NAIC Information | Privacy | Terms of Use | Help | FAQ | Live Chat

Copyright © 1998-2023 Sircon Corp. | Email: Support@1877-878-4430 | 1600 Abbot Rd Ste 100 | East Lansing, MI 48823

Fill out the required information

Address and phone number information is required.

Browser address bar: <https://uat.sircon.com/ComplianceExpress/LicenseApp>

Firm Resident License Application

Owners and Officers

Please enter information into the sections below (at least one is required).

Identify all executive officers, directors, or partners who administer the applicant entity's operations in Texas and all individuals in control of the applicant entity's insurance operations. The social security number, date of birth, complete mailing address and fingerprint information must be provided for each individual listed. Additional information on those listed here must be forwarded to the state. See 'Additional State Requirements' for details.

Owner/Officer Type * Required

EIN/SSN * Required

Business Entity Name * Required

First Name * Required

Last Name * Required

Title * Required

Owner * Required

Percent Ownership

Birth Date (mm-dd-yyyy) * Required

Annotations:

- Blue box: "Add any Officers, Directors, and Owners" with an arrow pointing to the Owner/Officer Type dropdown.
- Blue box: "Select Continue" with an arrow pointing to the Continue button.

Footer: Home | News | State Information | NAIC Information | Privacy | Terms of Use | Help | FAQ | Live Chat
Copyright © 1998-2022 Sircon Corp. | [Email Support](#) | 877-876-4430 | 1500 Abbot Rd Ste.100 | East Lansing, MI 48823

Provide the information required for each **Officer, Director, and Owner** for the applicant entity.

Select "**Continue**".

License Applications | Sircon gov

https://uat.sircon.com/products/ap...

Firm Resident License Application

Texas Title Agency Questions

All questions are required unless otherwise specified

Please answer the following Texas Title Agency Questions

Question 1

Please attach the required document once you submit the application.

I understand that a copy of the signed, notarized form: [Title Insurance Licensing Biographical Information\(Form FINT08\)](#), must be attached to this application for each person that meets the criteria below.

- For a sole proprietorship, the sole proprietor, and each designated on-site manager.
- For a partnership, each designated on-site manager and partner who is in control.
- For an entity, each officer, director, limited liability company manager, designated on-site manager, and person who is control of the entity.
- Each controlling person of an entity or partnership who is in control of the entity or partnership applicant.

No
 Yes

Question 2

Please attach the required document once you submit the application.

I understand that a copy of the signed, notarized form: [Escrow officer appointment \(Form FINT09\)](#) unless the sole proprietor or a partner will perform the duties of an escrow officer for the applicant, must be attached to this application.

Note: Only one Escrow Officer appointment may be submitted with this application. No "Fee" is required with the first Escrow Officer appointment submitted with this application. Any Additional appointments will need to be submitted separately with the required fee.

No
 Yes

Question 3

Please attach the required document once you submit the application.

I understand that a copy of the signed, notarized form: [Title insurance agent or direct operation appointment \(Form FINT10\)](#) must be attached to this application.

Note: Only one Underwriter appointment may be submitted with this application. No "Fee" is required with the first Underwriter appointment submitted with this application. Any Additional appointments will need to be submitted separately with the required fee.

No
 Yes

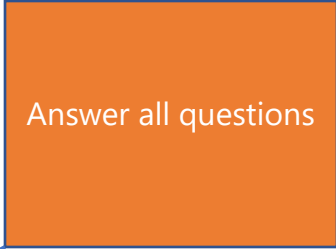
Question 4

Please attach the required document once you submit the application.

I understand that a copy of the signed **Unencumbered assets certification form T-S1** must be attached to this application. The form may be retrieved from TDI's website at www.tdi.texas.gov.

No
 Yes

Answer all questions



License Applications | Sircon gov

https://uat.sircon.com/products/apply.jsp

Question 5

Provide information about the accounting firm that will complete the Annual Escrow Audit Report of trust funds:

Enter the name of the Accounting Firm:

Question 5A

Enter the full address of the Accounting Firm, including Phone number: (including City, State, and Zip Code, phone number)

Question 6

I understand that the applicant must:

- Print a copy of the application summary that is available after submitting this application.
- Sign and notarize the document.
- Keep the signed and notarized document with your records for the extent of the license period.

This document must be presented to TDI upon request.

No
 Yes

Question 7

All resident and nonresident corporations, limited liability companies, limited partnerships, and limited liability partnerships must provide evidence of authority to do business in the state of Texas by providing a copy of their Charter, Certificate of Authority, or registration that was obtained from the Texas Secretary of State's office. You may contact the Texas Secretary of State's office at www.sos.state.tx.us or call 512-463-5555.

All depository institutions (i.e. banks, credit unions, etc.) must provide a copy of the document issued by a federal or Texas state agency authorizing the entity to do business in Texas.

Will a copy of one of the documents listed above be attached to this application?

No
 Yes

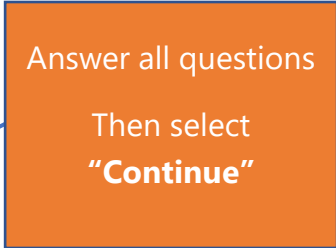
Question 8

Franchise Tax: Entities are not required to provide the department a current Texas Franchise Tax Certificate of Good Standing or a copy of the No Nexus Letter the entity received from the Texas Comptroller to obtain an agency license. However, your entity may still be a taxable entity subject to applicable Texas franchise tax. To determine if your entity is subject to Texas franchise tax, contact the Texas Comptroller of Public Accounts at www.cpa.state.tx.us or call 512-463-4865 or 1-800-252-1386.

I understand it is the entity's responsibility to contact the Texas Comptroller of Public Accounts to determine if it is a taxable entity and subject to Texas franchise tax.

No
 Yes

Answer all questions
Then select
"Continue"



License Applications | Sircon pow x +

https://uat.sircon.com/products...

Firm Resident License Application

Attestation Information for State of Texas: Title Agency

On behalf of the business entity or limited liability company, the undersigned owner, partner, officer or director of the business entity, or member or manager of a limited liability company, hereby certifies, under penalty of perjury, that:

All of the information submitted in this application and attachments is true and complete and I am aware that submitting false information or omitting pertinent or material information in connection with this application is grounds for license or registration revocation and may subject me and the business entity or limited liability company to civil or criminal penalties.

Unless provided otherwise by law or regulation of the jurisdiction, the business entity or limited liability company hereby designates the Commissioner, Director, Superintendent of Insurance, or an appropriate representative in each jurisdiction for which this application is made to be its agent for service of process regarding all insurance matters in the respective jurisdiction and agree that service upon the Commissioner or Director of that jurisdiction is of the same legal force and validity as personal service upon the business entity.

The business entity or limited liability company grants permission to the Commissioner or Director of Insurance in each jurisdiction for which this application is made to verify any information supplied with any federal, state or local government agency, current or former employer or insurance company.

Every owner, partner, officer or director of the business entity, or member or manager of a limited liability company, either a) does not have a current child-support obligation, or b) has a child-support obligation and is currently in compliance with that obligation.

I authorize the jurisdictions to which this application is made to give any information they may have concerning me, as permitted by law, to any federal, state or municipal agency, or any other organization and I release the jurisdictions and any person acting on their behalf from any and all liability of whatever nature by reason of furnishing such information.

I acknowledge that I understand and comply with the insurance laws and regulations of the jurisdictions to which I am applying for licensure/registration.

I will attach the following documents to this application:

- A copy of the signed, notarized forms: **FINT08, FINT09, and FINT10.**
- A copy of the signed **Unencumbered assets certification** form T-S1.
- **Organizational chart** that includes names and position titles for the applicant, each person that controls the applicant, and each person that controls an entity who is in control of the entity or partnership applicant.
- **Audited, reviewed, or compiled financial statement** of the applicant: (1) prepared by an independent CPA, and (2) covering a period that ended no more than 60 days ago.
- A copy of the surety bond, letter of credit, or cash deposit showing proof of coverage for the **title insurance agency.**
- A copy of the surety bond, letter of credit, or cash deposit showing proof of coverage for **escrow officers.**
- If using an **assumed name**, attach a copy of a **valid Assumed Name Certificate** filed with the Texas Secretary of State or county clerk's office in the counties in which the title insurance agent or direct operation will operate.
- If applicant is formed as a partnership, send a copy of the partnership agreement.
- If applicant was formed at the **Texas Secretary of State**, send a copy of the **Certificate of Formation and Certificate of Filing** to do business, which was given by the Texas Secretary of State.
- If applying for a **Direct Operation License**, attach a list of all branch office address and phone numbers.

I Agree* *Required*

Cancel Back Continue

Home | News | State Information | NAIC Information | Privacy | Terms of Use | Help | FAQ | Live Chat

Copyright © 1998-2022 Sircon Corp. | [Email Support](#) | 877-876-4430 | 1500 Abbot Rd Ste.100 | East Lansing, MI 48823

Read **Attestation** carefully,
Select **Agree**

Read the Attestation carefully, then select **"I Agree"**, then select **"Continue"**.

Compliance Express™

https://uat.sircon.com/ComplianceEx...

Firm Resident License Application

License Application Summary

State to Apply Texas
Firm Name Test Initial Title Agency
[Review License Application](#)

Electronic Applications

Dest. State	License Type	Qualification Type	Total State Fee
Texas	Title Agency	Underwriter	\$50.00
State Fee Total			\$50.00
Sircon Service Fee			\$8.55

Fee Summary

Electronic Applications State Fee Total	\$50.00
Sircon Service Fee Total	\$8.55
Processing Fee Total	\$2.63
Total	\$61.18

Note: The above amount will not be charged to your credit card until you complete the payment process. Click the Submit button to proceed with the payment process.

I understand that all license application fees are non-refundable.

[Click here to view additional state requirements](#)

I would like to receive email notifications concerning state insurance deadlines, renewal notices, new electronic services and related issues.

Please send email notifications to:

Home | News | State Information | NAIC Information | Privacy | Terms of Use | Help | FAQ | Live Chat

Copyright © 1998-2022 Sircon Corp. | [Email Support](#) | 877-876-4430 | 1500 Abbot Rd Ste. 100 | East Lansing, MI 48823

Review complete application. Also, Review **ASR** document carefully **before** submitting the application.

Must be checked

Supply / Verify email address

Select Submit

The applicant must check the box next to **“I understand that all license application fees are non-refundable.”**

Firm Resident License Application

License Application Additional State Requirements

Texas - Title Agency

- Before Submitting Your Application Verify the License Type/Qualification is the correct License Type/Qualification.
 - To ensure proper processing of application, please note the following:
 - Enter all data for the application in CAPS only.
 - Do not enter a P.O. Box address in the Business address field.
 - Do not enter punctuation in any address field.
 - Verify the background questions were answered correctly before the application is submitted.
 - **Method of Submitting:** After submitting your license application electronically to the Texas Department of Insurance, print a copy of the license application to retain for your own records; DO NOT mail it to the state.
 - All required attachments including documentation required in response to a "Yes" answer on a background question or other requirements should be submitted to the state as follows:
 - (1) On the License Application Confirmation page or the License Application Activity Inquiry, the applicant will be offered the Attach Supporting Documents button (paperclip icon) in the Action column.
 - (2) Click the button to open the Attach Supporting Documents page.
 - (3) There you can browse for the electronic document on your computer system, provide a description to give context for the reviewer, and
 - (4) upload the document(s) to the license application.
 - If you do not have scan capability, fax all the required documents to the number listed below or mail to:
 - **Texas Department of Insurance**
 Agents Licensing Division - MC-CO-AAL
 PO Box 12030,
 Austin, TX 78711-2030
 Phone: (512) 676-6500
 Fax: (512) 490-1052
 - **Additional Information:**
 - Verify you have attached the following completed, signed, notarized forms to this electronic application:
 - Title Insurance biographical information form (FINT08).
 - Title Escrow Officer appointment form (FINT09)
 - Title Insurance agency appointment form (FINT10).
- Each of these forms can be located at: <https://www.tdi.texas.gov/forms/form11title.html>.
- Title insurance agent's unencumbered assets certification (Form T-S1) and proof showing how the applicant meets the minimum capitalization requirements.
 This form can be located at: <http://www.tdi.texas.gov/title/titlem6s1.html>.
 - If applying for a **Direct Operation License**, attach a list of all branch office address and phone numbers.
 - Verify you have attached the following:
 - Organizational chart that includes names and position titles for the applicant, each person that controls the applicant, and each person that controls an entity who is in control of the entity or partnership applicant.
 - The owners, shareholders, members, or partners and their percentage of ownership must be included with the organizational chart.
 - Audited, reviewed, or compiled financial statement of the applicant: (1) prepared by an independent CPA, and (2) covering a period that ended no more than 60 days ago.
 - A copy of the surety bond, letter of credit, or cash deposit showing proof of coverage for the title insurance agency. The amount must be the greater of: (1) \$10,000, or (2) an amount equal to 10 percent of the gross premium written by the title insurance agent or direct operation according to the latest statistical report sent to the Texas Department of Insurance, but not to exceed \$100,000.
 - A copy of the surety bond, letter of credit, or cash deposit showing proof of coverage for escrow officers. The amount of the bond or deposit, up to a maximum of \$50,000, is determined by multiplying the number of escrow officers employed by the title insurance agent by:
 - \$5,000 for an application for each escrow officer who is a Texas resident (bona fide).
 - and
 - \$10,000 for an application for each escrow officer who is a resident (bona fide) of a state next to Texas.
 - If using an assumed name, attach a copy of a valid Assumed Name Certificate filed with the Texas Secretary of State or county clerk's office in the counties in which the title insurance agent or direct operation will operate.
 - If applicant is formed as a partnership, send a copy of the partnership agreement.
 - If applicant was formed at the Texas Secretary of State, send a copy of the Certificate of Formation and Certificate of Filing to do business, which was given by the Texas Secretary of State
 - **Authorized submitters** are allowed to enter license applications on behalf of the producer.

Review ASR
document
carefully.

Select close once
read.

- For each **Entity** listed in response to the Owners:
 - Provide an attachment detailing the name and address of all individuals and entities that have control relationships affecting the applicant entity up to the ultimate controlling individual or entity. If an entity is a trust, also give the name and address of the trustee. This attachment may be in the form of an organization chart.
 - Submit the **Mailing Address** of each Owner, Officer, Director, Partner, and Member to the Texas Department of Insurance prior to license approval.
- **Business Authority in Texas:** Most entities are required to register to do business in this state prior to obtaining an insurance license.
 - All **resident** and non-resident corporations, limited liability companies, limited partnerships, limited liability partnerships, and agricultural cooperatives must provide a copy of their Charter, Certificate of Formation, or registration that was obtained from the Texas Secretary of State's office. Resident entities may be required to register with the Texas Secretary of State. You may contact the Texas Secretary of State's office at www.sos.state.tx.us or call 512-463-5701.
 - All banks and farm credit administration entities must provide a copy of the document issued by a federal or Texas state agency authorizing the entity to do business in Texas.
- **Franchise Tax Requirements:**
 - Entities are not required to provide the Department of Insurance a current Texas Franchise Tax Certificate of Good Standing or a copy of the No Nexus Letter the entity received from the Texas Comptroller to obtain an agency license. However, your entity may still be a taxable entity subject to applicable Texas franchise tax. To determine if your entity is subject to Texas franchise tax, contact the Texas Comptroller of Public Accounts at www.cpa.state.tx.us or call 512-463-4865 or 1-800-252-1386.
- **Control** means the power to direct or cause the direction of the management and policies of a license holder, whether directly or indirectly. A person is considered to control:
 - a corporate license holder if the person, individually or acting with others, directly or indirectly, holds with the power to vote, owns, or controls, or holds proxies representing, at least 10 percent of the voting stock or voting rights of the corporate license-holder; or
 - a partnership if the person through a right to vote or through any other right or power exercises rights in the management, direction, or conduct of the business of the partnership. At least one officer or one active partner of the applicant entity must be individually licensed by the Texas Department of Insurance.
- To check on the **status of your application**, please use the following steps:
 - In your web browser, go to www.sircon.com/Texas
 - Click on the "Check License Application Status" link in the left-hand column
 - Enter your confirmation ID number, EIN and Producer Type
 - Click the Submit button

[Close This Window](#)

Review **ASR**
document
carefully.

Select close once
read.

Firm Resident License Application

License Application Confirmation

✓ Your License Application(s) were successfully submitted. Please review the information on this page, and then print the page for your records using the Print link below.

NEXT I would like to:

- [Attach documents](#) to this application
- [Print](#) this confirmation page

Click here to attach documents to this application.

Note: This page is your confirmation and receipt of the transactions listed below. Please print this page for your records.
To print each state license application click on the confirmation ID below.

Take note of your Confirmation ID

State to Apply : Texas

Electronic Applications

Important: Sircon has submitted your license application electronically to the following states. A copy of each application, along with additional state instructions, will be sent to the email address you provided. Please review this information carefully and, where applicable, take the necessary steps to complete the application process.

You may return to Sircon Compliance Express to [check the status](#) of your electronic application(s). If the state sent back a response for the application, it will be posted under the heading of Result. If there are no results you may follow up directly with the state to which you applied. Contact information for the state is available through the State Information Center on the Sircon homepage.

Note: If you wish to change any information on this application, please send the changes in writing to the appropriate state office (please refer to the additional state Requirements for instructions). Do not attempt to submit changes electronically via 'Compliance Express'. Submitting another application with updated information is considered a new request, and will result in an additional charge to you.

Select Done

Confirmation ID	Dest.	State	License Type	Qualification Type	Status	Total State Fee
44159389	Texas		Title Agency	Underwriter	Submitted	\$50.00
State Fee Total						\$50.00
Sircon Service Fee						\$8.55
Fee						

Click on a Confirmation ID above to view a printable version of your license application.

Fee Summary

Electronic Applications State Fee Total	\$50.00
Sircon Service Fee Total	\$8.55
Processing Fee Total	\$2.63
Total	\$61.18

[Click here to view additional state requirements](#)
You may wish to print this page for your records.

[View Result Details](#) [Done](#)

This is a **sample** of what you will see after you submit your application. This screen will provide you the opportunity to attach required documentation with your application submission. Be sure to provide a **Document Description** to each attached file.

Attach Supporting Documents

License Applications

You may attach files to the license applications below.

State	License Number	License Type	Date Submitted	Status
TX	[REDACTED]	[REDACTED]	05-11-2020	Submitted

Attachments

- Use the fields below to locate and describe documents to attach to your license application requests.
- Clearly identify why you are attaching the document in the Document Description field.
- Note that the attachments you provide will only be sent to the specific states listed above.
- Please see the FAQs below for more information.

Select a Document Document Description

Frequently Asked Questions

- How do I know what documents to attach for each state?
- What if I don't have the documentation right now, or I don't have an electronic copy?
- Why can't I attach documents to other license applications?
- Are my documents secure when I attach them?
- What if I do not see my license listed above?

Choose a file to **attach** to your submission, attach the file, provide a Document Description, then click submit

Be sure to add a Document Description to each attached file.