

## MODEL 0603 HORIZONTAL SLIDER "NON-IMPACT"

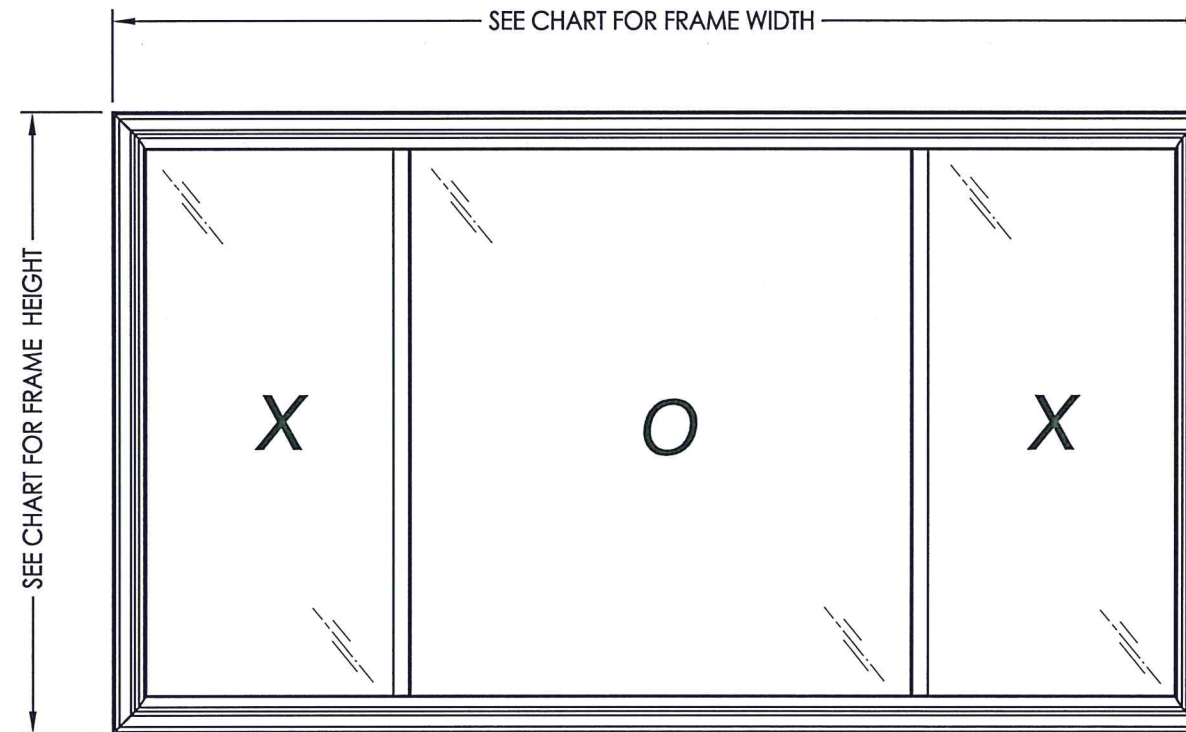
EVALUATED FOR USE IN THE STATE OF TEXAS

The Horizontal Slider Window described herein complies with the 2018 International Residential Code (IRC), Sections R301 & R609 and the 2018 International Building Code (IBC), Sections 1404.13, 1609, 1709.5, 2403 and 2404 subject to the following conditions:


1. Anchors shall be as listed and spaced as shown in the details. Anchor embedment to base material shall be beyond wall dressing or stucco.
2. When used in areas requiring wind-borne debris protection this product is required to be protected with an impact resistant covering that complies with Section R301.2.1.2 of the IRC and Section 1609.2 of the IBC.
3. Allowable design pressure requirements must be equal to or less than the design pressure rating shown in the design pressure chart, sheet 1 of this drawing.
4. Conditions not covered by this drawing are subject to further engineering analysis.

**TABLE OF CONTENTS**

SHEET#	DESCRIPTION
1	Typical elevations, design pressures & general notes
2	Vertical & horizontal cross sections & frame anchoring
3	Bill of materials, glazing detail and components



OVERALL FRAME DIMENSION	FIXED DAY LIGHT DIMENSION	SASH DAY LIGHT DIMENSION	GLASS TYPE	DESIGN PRESSURE (PSF)	
				POS.	NEG.
108.0" x 56.0"	23.12" x 47.62"	49.12" x 47.62"	G1	+30.0	-30.0
108.0" x 48.0"	23.12" x 39.62"	49.12" x 39.62"		+35.0	-40.0
84.0" x 36.0"	18" x 27.75"	37.12" x 27.75"		+45.0	-45.0



Documents Prepared By: Lyndon F. Schmidt, P.E.  
TEXAS P.E. #104123

**RW** BUILDING CONSULTANTS, INC.  
P.O. Box 230 Valrico FL 33595  
Phone No.: 813.659.9197

TEXAS BOARD OF PROFESSIONAL ENGINEERS  
CERTIFICATE OF REGISTRATION # F-11852

PRODUCT: HORIZONTAL SLIDER

PART OR ASSEMBLY:  
TYPICAL ELEVATION, DESIGN PRESSURES & GENERAL NOTES

NO.	DATE	BY	REVISIONS

DATE: 8/24/20

SCALE: N.T.S.

DWG. BY: RW

CHK. BY: LFS

DRAWING NO.:


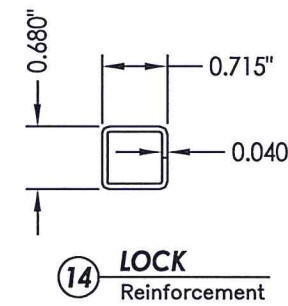
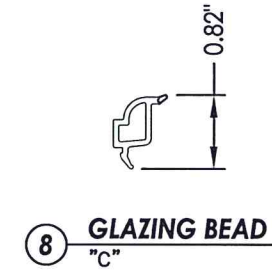
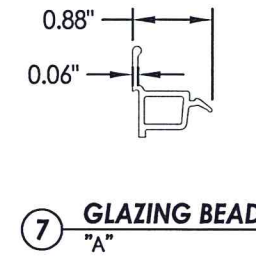
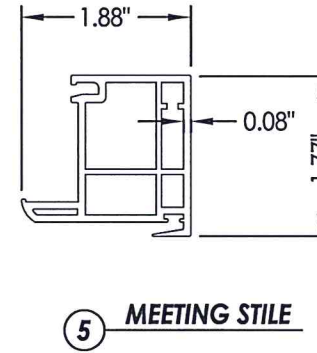
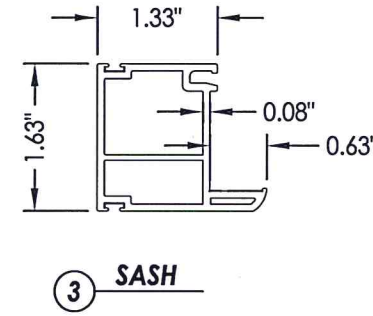
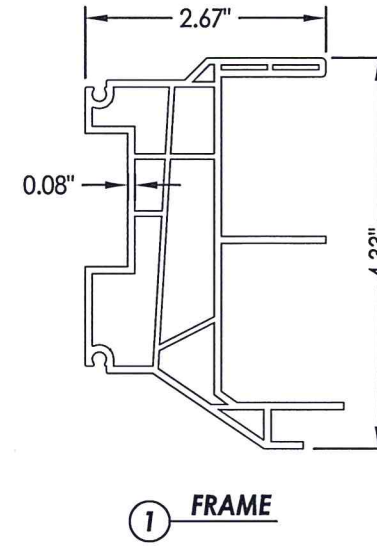
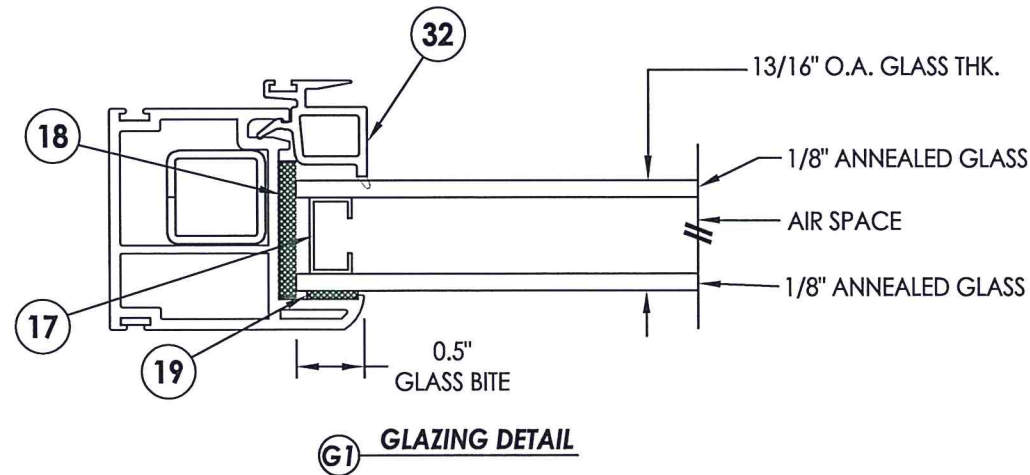
TX-5110

SHEET 1 OF 3



BILL OF MATERIALS		
ITEM	DESCRIPTION	MATERIAL
B	2X FRAMING (SG >= 0.42)	WOOD
C	MAX. 3/16" SHIM SPACE	-
F	#10 X 3" PPH SMS (1-1/4" MIN. EMBEDMENT)	STEEL
1	EXTRUDED VINYL FRAME *	RIGID PVC
3	EXTRUDED VINYL SASH *	RIGID PVC
5	EXTRUDED VINYL MEETING STILE *	RIGID PVC
7	EXTRUDED VINYL GLAZING BEAD "A" *	RIGID PVC
8	EXTRUDED VINYL GLAZING BEAD "C" *	RIGID PVC
14	LOCK REINFORCEMENT (UY0088)	STEEL
17	"U" SHAPED METAL SPACER	STEEL
18	SETTING BLOCK	-
19	DOUBLE SIDED ADHESIVE GLAZING TAPE	-
20	SWEEP LOCK	STEEL
21	KEEPER	STEEL
22	#8 X 1" PFH SCREW	STEEL
23	#6 X 1" PFH SCREW	STEEL
32	EXTRUDED VINYL GLAZING BEAD "B" *	RIGID PVC

\*THE APPROVED WHITE RIGID PVC EXTERIOR EXTRUSIONS FOR WINDOWS ARE TO BE PRODUCED BY EXTRUDERS LICENSEES IN "AAMA CERTIFICATION PROGRAMS FOR RIGID PVC EXTRUSIONS."



Documents Prepared By: Lyndon F. Schmidt, P.E.  
TEXAS P.E. #104123

**RW** BUILDING CONSULTANTS, INC.  
P.O. Box 230 Valrico FL, 33595  
Phone No.: 813.659.9197

TEXAS BOARD OF PROFESSIONAL ENGINEERS  
CERTIFICATE OF REGISTRATION # F-11852

PRODUCT: HORIZONTAL SLIDER

PART OR ASSEMBLY: BILL OF MATERIALS, GLAZING DETAILS & COMPONENTS

NO.	DATE	BY

DATE: 8/24/20  
SCALE: N.T.S.  
DWG. BY: RW  
CHK. BY: LFS  
DRAWING NO.: TX-5110