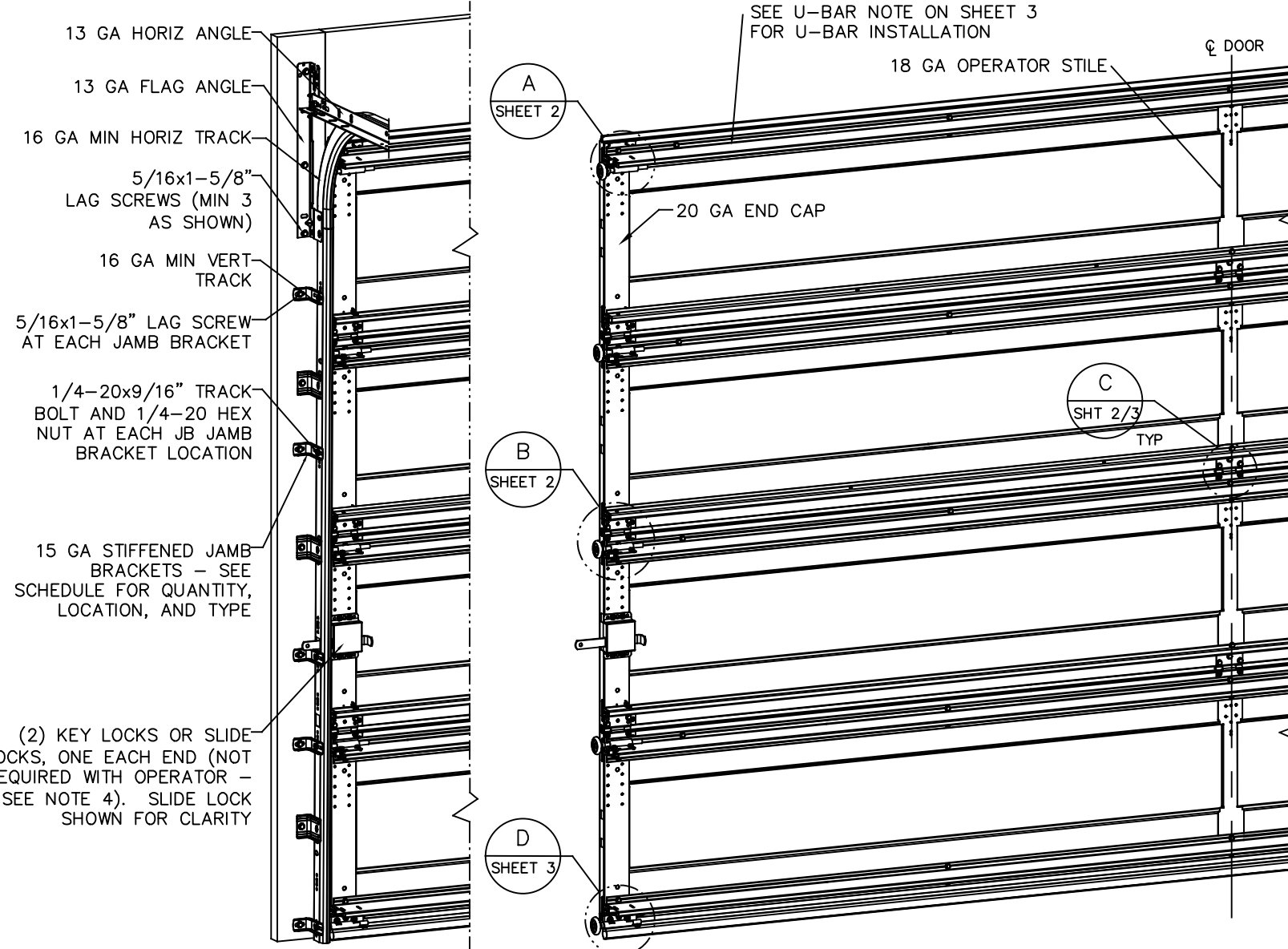


**NOTES:**

- GLAZED LITE OPTIONS IN MOLDED FRAMES (DETAIL F):
  - .125 DSB ANNEALED & TEMPERED GLASS ALLOWED
  - SHORT LITES:
    - CLEAR OPENING SIZE: MAX WD=15.72; MAX HT=12.72
    - (10) MIN QTY SCREWS #8X1 - (3) ALONG THE HORIZONTAL LEG AND (2) ALONG THE VERTICAL
  - LONG LITES:
    - CLEAR OPENING SIZE: MAX WD=39.92; MAX HT=12.72
    - (22) MIN QTY SCREWS #8X1 (SONOMA RANCH: 44X15) - (8) ALONG THE HORIZONTAL LEG AND (3) ALONG THE VERTICAL
    - FOR DOUBLE SONOMA LITE (40.5x15.3), USE (14) 8X1 TYPE-A PANHEAD SCREWS WITH #10X.62 OD FLAT WASHERS - (5) ALONG THE HORIZONTAL LEG AND (2) ALONG THE VERTICAL
  - DECORATIVE TRIM INSERTS ALLOWED.
  - (1) GLAZING SECTION ALLOWED IN TOP SECTION ONLY.
  - NOT IMPACT RESISTANT
- IMPACT RESISTANT GLAZED LITE OPTION (DETAIL E):
  - .250 THK MAKROLON AR POLYCARBONATE OR EQUIVALENT.
  - CLEAR OPENING SIZE: MAX WD=40.63; MAX HT=13.25
  - SCREWS ARE ONLY INTENDED TO HOLD LITE IN PLACE WHILE 1/4" BEAD GE ULTRAGLAZE SSG4000AC STRUCTURAL SEALANT OR EQUIVALENT SETS.
  - OUTSIDE & INSIDE FRAMES ARE DECORATIVE ONLY.
  - DECORATIVE TRIM INSERTS ALLOWED.
  - (1) GLAZED SECTION ALLOWED IN TOP SECTION ONLY.
- VINYL OR WOOD DOOR STOP NAILED A MAXIMUM OF 6" O.C. MUST OVERLAP TOP AND BOTH ENDS OF PANELS MINIMUM 7/16" TO MEET NEGATIVE PRESSURES.
- KEY LOCK, SLIDE LOCK, OR OPERATOR REQUIRED.
- SECTION SHALL BE CONSTRUCTED WITH FOAMED IN PLACE POLYURETHANE FOAM INSULATION CHEMICALLY BONDED TO 30 GA MINIMUM FACER STEEL AND A POLYLAMINATE OR 32 GA STEEL BACKER. SECTION THICKNESS AT END CAP IS 1.2".
- THE DESIGN OF THE SUPPORTING STRUCTURAL ELEMENTS SHALL BE THE RESPONSIBILITY OF THE PROFESSIONAL OF RECORD FOR THE BUILDING OR STRUCTURE AND IN ACCORDANCE WITH CURRENT BUILDING CODES FOR THE LOADS LISTED ON THIS DRAWING.
- DOOR JAMB TO BE MINIMUM 2x6 SOUTHERN PINE LUMBER. REFER TO JAMB CONNECTION SUPPLEMENT FOR ATTACHMENT TO SUPPORTING STRUCTURE.
- LOUVER OPTION (DETAIL G) - .040" MINIMUM LOUVERS IN MOLDED FRAMES SCREWED TOGETHER WITH A MINIMUM OF (12) #8x5/8" SCREWS INSTALLED IN THE BOTTOM SECTION ((3) ALONG EACH HORIZONTAL LEG AND (3) ALONG EACH VERTICAL LEG) WITH LOUVER OPENING BEING 18 1/8" X 11 1/4". LOUVERS ARE NOT IMPACT RESISTANT AND DO NOT MEET THE REQUIREMENTS FOR WIND-BORNE DEBRIS REGIONS. LOUVERED SECTION REQUIRES OPERATOR STILE TO BE FACTORY INSTALLED AT THE CENTERLINE OF THE DOOR.
- SEE SHEET 3 FOR FASTENER NOTES.
- THE TERMS STRUT AND U-BAR MAY BE USED INTERCHANGEABLY.
- SEE SHEET 3 FOR STRUT ATTACHMENT INSTRUCTIONS.
- COMPLIES WITH THE REQUIREMENTS OF IBC/IRC 2018.



NOTE: (4) SECTION SOLID DOOR SHOWN. SEE SHEET 2 TABLE FOR QUANTITIES: STAMPS, LITES, HINGES & OPERATOR STILES. SEE SHEET 3 FOR STRUT QUANTITY & LOCATIONS. SEE NOTES 1 & 2 ON THIS SHEET FOR GLAZING OPTIONS.

STANDARD LIFT AND LOW HEADROOM JAMB BRACKET SCHEDULE					
DOOR HEIGHT	NO. OF SECTIONS	NO. OF JAMB BRACKETS (EACH JAMB)	TRACK TYPE	LOCATION OF CENTERLINE OF JAMB BRACKETS MEASURED FROM BOTTOM OF TRACK (ALL DIMENSIONS ± 2")	
7'-0"	4	6	QI	2" (JB), 13" (QI), 25-1/2" (JB), 34" (JB), 45-1/4" (QI), 63" (JB)	
7'-0"	4	6	FAT	2" (JB), 10" (JB), 21-3/4" (JB), 29-3/4" (JB), 42" (JB), 63-1/4" (JB)	
8'-0"	4 OR 5	8	QI	2" (JB), 13" (QI), 23" (JB), 34" (JB), 47-1/4" (QI), 58" (JB), 67" (QI), 75" (JB)	
8'-0"	4 OR 5	8	FAT	2" (JB), 10" (JB), 21-3/4" (JB), 29-3/4" (JB), 48" (JB), 57-1/4" (JB), 66" (JB), 75-1/2" (JB)	
> 8'-0" / HIGH LIFT / ROOF PITCH				SEE NOTE BELOW	

**TRACK NOTES:**

- (JB) FOLLOWING DIMENSION DENOTES SLOTTED JAMB BRACKET ATTACHED TO TRACK WITH 1/4-20x9/16" TRACK BOLT AND NUT.
- (QI) FOLLOWING DIMENSION DENOTES QUICK INSTALL JAMB BRACKET INSTALLED IN BUTTERFLY SLOT. NO ADDITIONAL HARDWARE NEEDED TO ATTACH TO TRACK.
- ALL DOORS WITH HIGH LIFT, ROOF PITCH, AND/OR GREATER THAN 8' IN HEIGHT REQUIRE USE OF CONTINUOUS WALL ANGLE. SEE SUPPLEMENT TRACK CHART FOR DETAILS.

SUPERIMPOSED DESIGN PRESSURE LOADS ON SUPPORTING STRUCTURE		
MAX DOOR WIDTH	DOOR HEIGHT	UNIFORM LOAD EACH JAMB (PLF) +41.3/-46.7
9'-0"	ALL	+186/-210
8'-0"	ALL	+165/-187

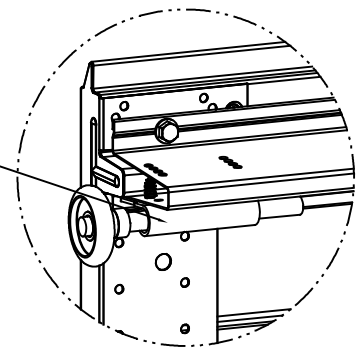
JOHN E. SCATES, PE  
 2560 KING ARTHUR BLVD #124  
 LEWISVILLE, TX 75056  
 FL PE 51737  
 TX PE 56308 / F2203  
 PROFESSIONAL ENGINEER SEAL PROVIDED  
 ONLY FOR VERIFICATION OF WINDLOAD  
 CONSTRUCTION DETAILS.

**Wayne Dalton**  
 GARAGE DOORS  
 A DIVISION OF OVERHEAD DOOR CORP  
 3395 ADDISON DRIVE  
 PENSACOLA, FLORIDA 32514  
 (850) 474-9890

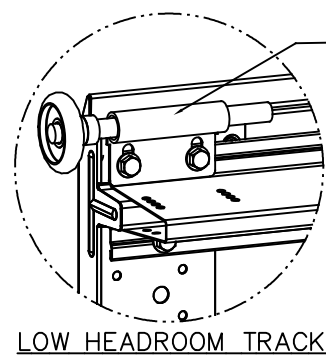
STATIC PRESSURE RATINGS		APPROVED SIZES		SCALE: N.T.S.	SIZE: C
DESIGN (PSF):	+41.3/-46.7	MAX WIDTH:	9'-0"	DATE	NAME
TEST (PSF):	+62.0/-70.1	MAX HEIGHT:	12'-0"	DRAWN	SW
IMPACT/CYCLIC RATED (YES/NO):	YES	MAX SECTION HEIGHT:	24"	CHECKED	TC
MODELS 5120/9100/9405/9605/TS100/TS120				SHEET 1 OF 3	
WINDLOAD SPECIFICATION OPTION CODE 0645				DRAWING PART NO.	REV.
				411630	C

**REVISIONS**  
 P0 NEW WL CODE. PER NPD0053 SW 3/31/20  
 REV A: PER PCR 32421, ADD MDLS TS100/TS120; BL 17JUL20  
 REV B: PER PCR 32486, ADD NOTE 12: IBC/IRC REGS BL 23SEP20  
 REV C: ADDED GLAZING VIEWS TLC 5/20/21

13 GA ADJUSTABLE TOP FIXTURE ATTACHED UNDER STRUT WITH (2) CRIMPTITE SCREWS

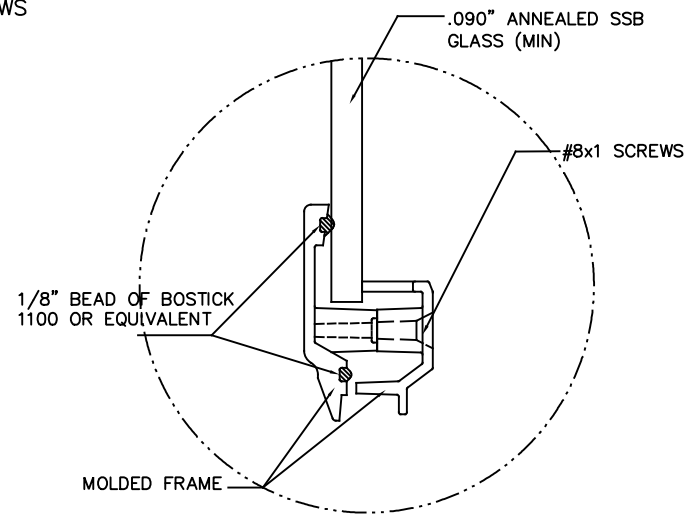


DETAIL A

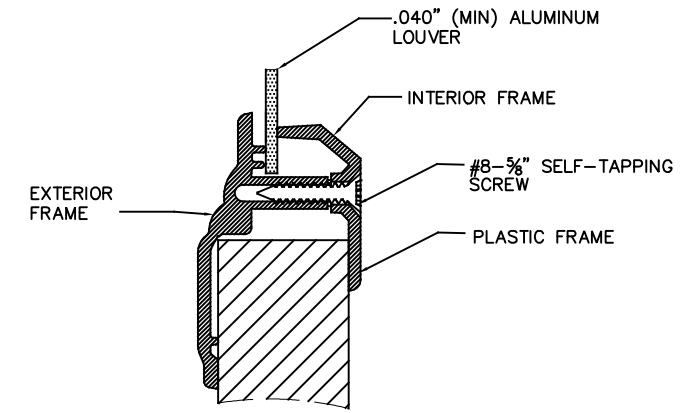


LOW HEADROOM TRACK DETAIL A

13 GA ADJUSTABLE TOP FIXTURE ATTACHED THRU STRUT FLANGE INTO END CAP WITH (2) CRIMPTITE SCREWS

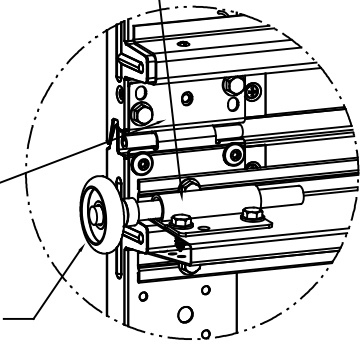


NON-IMPACT PLASTIC FRAME (STATIC RATED) DETAIL F



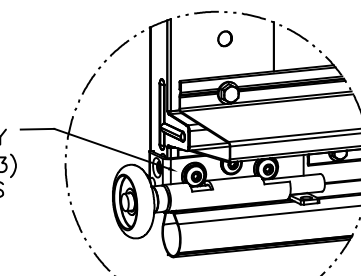
NON-IMPACT LOUVER (STATIC RATED) DETAIL G

13 GA ROLLER SLIDE ATTACHED ON TOP OF STRUT WITH (2) CRIMPTITE SCREWS




DETAIL B

15 GA HINGE FACTORY ATTACHED WITH (2) CRIMPTITE SCREWS (4 SCREWS TOTAL)

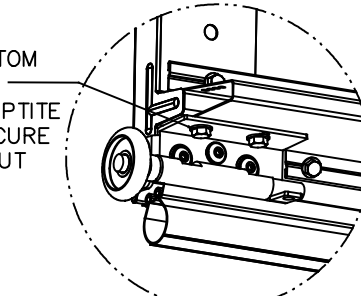


DETAIL D

2" NYLON ROLLER, STORMGARD 5" STEM. OPTIONAL - 10/11-BALL BEARING ROLLER



12 GA BOTTOM BRACKET FACTORY ATTACHED WITH (3) CRIMPTITE SCREWS TOTAL

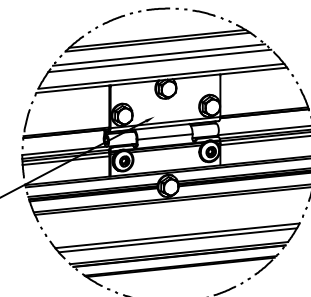


DETAIL D

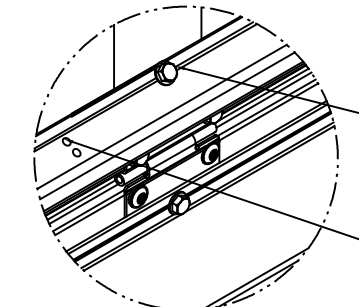
12 GA IMPACT BOTTOM BRACKET FACTORY ATTACHED (3) CRIMPTITE SCREWS TOTAL. SECURE BB FLANGE TO STRUT WITH (2) CRIMPTITE SCREWS

IMPACT BOTTOM BRACKET

CENTER HINGES: STATIC ONLY: 18 GA IMPACT: 15 GA SECURED WITH (4) CRIMPTITE SCREWS (6 SCREWS TOTAL)



DETAIL C

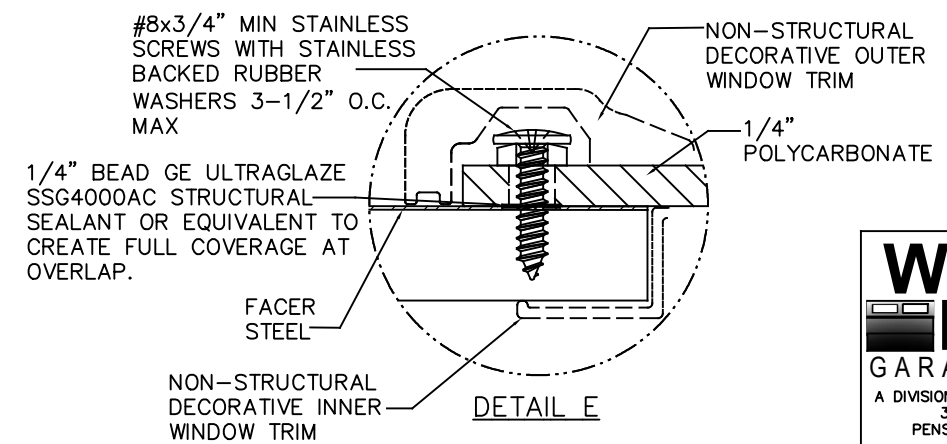


J-STRUT ATTACHMENT

J-STRUT OVER RIB ENDS: ENDS: SECURE WITH (1) CRIMPTITE SCREW THRU J-STRUT FLANGE LEG INTO ENDCAP EACH END. J-STRUT OVER RIB-OPERATOR STILE: SECURE WITH (1) CRIMPTITE SCREW THROUGH J-STRUT FLANGE INTO OPERATOR STILE LENGTH OF J-STRUT: SECURE WITH (2) #8 PIERCING SCREWS FROM J-STRUT LEG INTO RIB IN PRE-DRILLED HOLES @ 27" ± 4" O.C. (FACTORY INSTALLED)

SECTION QUANTITIES

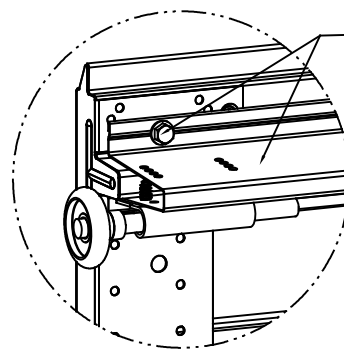
DOOR WIDTH	CRP / FLUSH				RANCH				SONOMA					SONOMA RANCH			
	STAMPS / SHORT LITES	CTR HNG	OP STILES: SOLID	OP STILES: GLAZED	STAMPS / LONG LITES	CTR HNG	OP STILES: SOLID	OP STILES: GLAZED	STAMPS / SHORT LITES	LONG LITES	CTR HNG	OP STILES: SOLID	OP STILES: GLAZED	STAMPS / LONG LITES	CTR HNG	OP STILES: SOLID	OP STILES: GLAZED
6'0"	3	2	2	2	NA	2	2	NA	3	NA	2	2	NA	NA	2	2	NA
7'0"	3	2	2	2	NA	2	2	NA	3	NA	2	2	NA	NA	2	2	NA
8'0"	4	1	1	1	2	1	1	1	4	2	1	1	1	2	1	1	1
9'0"	4	1	1	1	2	1	1	1	4	2	1	1	1	2	1	1	1



DETAIL E

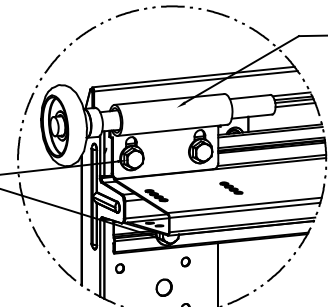
**Wayne Dalton**  
GARAGE DOORS  
A DIVISION OF OVERHEAD DOOR CORP  
3395 ADDISON DRIVE  
PENSACOLA, FLORIDA 32514  
(850) 474-9890

STATIC PRESSURE RATINGS		APPROVED SIZES		SCALE: N.T.S.	SIZE: C
DESIGN (PSF):	+41.3/-46.7	MAX WIDTH:	9'-0"	DATE	NAME
TEST (PSF):	+62.0/-70.1	MAX HEIGHT:	12'-0"	DRAWN	3/31/20
IMPACT/CYCLIC RATED (YES/NO):	YES	MAX SECTION HEIGHT:	24"	CHECKED	5/19/21
MODELS 5120/9100/9405/9605/TS100/TS120				SHEET 2 OF 3	
WINDLOAD SPECIFICATION OPTION CODE 0645				DRAWING PART NO.	REV.
				411630	C



DETAIL A

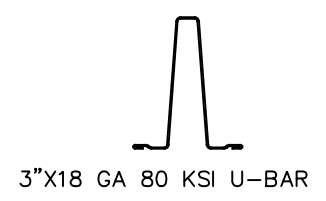
**3" STRUT OVER RIB, TOP FIXTURES ENDS:** SECURE WITH CRIMPTITE SCREWS THROUGH STRUT FLANGES INTO END CAPS AT EACH END:  
 (2) FOR STD LIFT TRACK  
 (3) FOR LHR TRACK (2 THRU TOP FIXTURE ROLLER HOLDER)



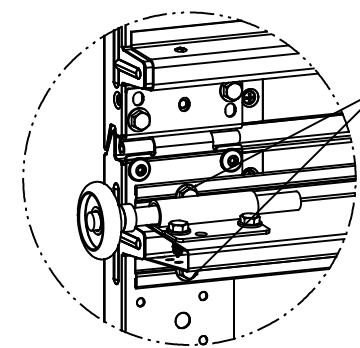
LOW HEADROOM TRACK  
DETAIL A

SECURE THRU ROLLER SLIDES & STRUT FLANGE INTO END CAP & TOP RAIL WITH (2) CRIMPTITE SCREWS.

(6) SECTION DOORS:  
 (7) 3"X18 GA 80 KSI U-BARS  
 (5) J-STRUT, 18 GA

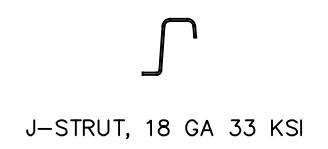


(5) SECTION DOORS:  
 (6) 3"X18 GA 80 KSI U-BARS  
 (4) J-STRUT, 18 GA

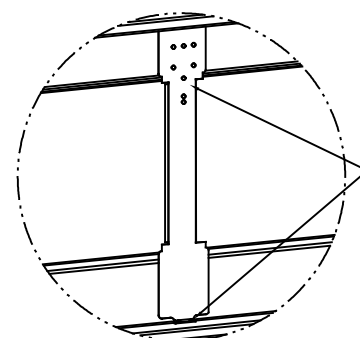


DETAIL B

**3" STRUT OVER RIB, JOINTS:**  
 ENDS: SECURE WITH (2) CRIMPTITE SCREWS THROUGH STRUT FLANGES INTO END CAPS AT EACH END. [NOTE: SECURE STRUT PRIOR TO INSTALLING ROLLER SLIDES.]  
 8" APPX. FROM ENDS: SECURE STRUT USING (1) CRIMPTITE SCREW (UPPER).  
 TOP OF BOT SECTION: OMIT CRIMPTITE SCREW BEHIND #1 ROLLER SLIDE AT EACH END.



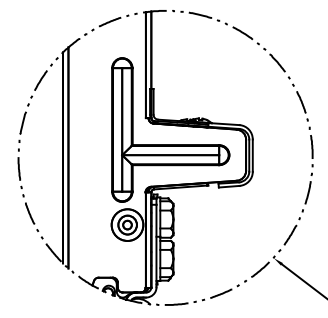
(4) SECTION DOORS:  
 (5) 3"X18 GA 80 KSI U-BARS  
 (3) J-STRUT, 18 GA



OPERATOR STILE  
ATTACHMENT

SECURE OPERATOR STILE WITH (4) #8 PIERCING SCREWS INTO INTEGRAL RIBS. (FACTORY INSTALLED)

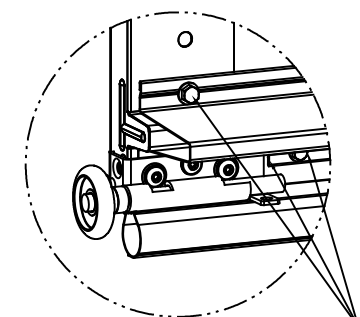
STRUT & J-STRUTS INSTALLED OVER INTEGRAL RIBS



DETAIL C

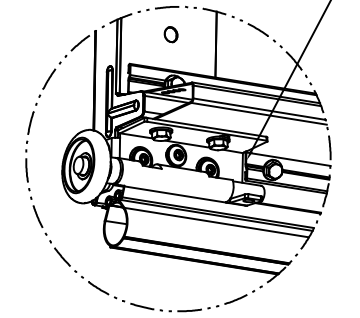
**3" STRUT OVER RIB - BETWEEN ENDS:**  
 CENTER HINGE: SECURE WITH (2) CRIMPTITE SCREWS IN STRUT FLANGES AT EACH CENTER HINGE  
 BETWEEN END & FIRST CENTER HINGE, BOTH ENDS: SECURE STRUT WITH (2) CRIMPTITE SCREWS, UPPER & LOWER LEGS

ALL INTEGRAL RIBS WITH NO 3" STRUTS MUST HAVE A J-STRUT



DETAIL D

**3" STRUT OVER RIB, BOTTOM BRACKETS:**  
 ENDS: NOTCH STRUT TO CLEAR BOTTOM BRACKET SECURE WITH (2) CRIMPTITE SCREWS IN STRUT FLANGES.

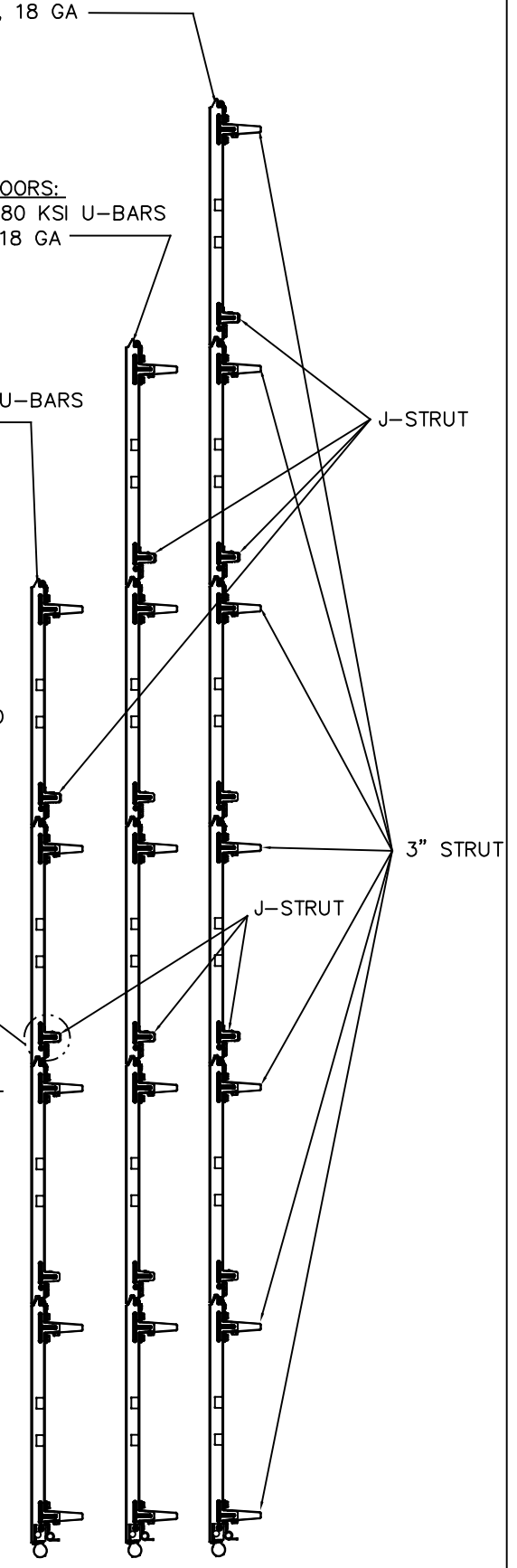


DETAIL D  
IMPACT BOTTOM BRACKET

**FASTENER NOTES:**

- STRUT SCREW TOTALS:**

3" STRUT - TOP SECTION (SL)	= 12
3" STRUT - TOP SECTION (LHR)	= 14
3" STRUT - INT SECTIONS	= 12
3" STRUT - LOK SECTION	= 12
3" STRUT - BOT SECTION (UPPER)	= 10
3" STRUT - BOT SECTION (LOWER)	= 12
J-STRUT W/O OP STILE	= 2
J-STRUT W/ OP STILE	= 2 + 1/STILE
- "CRIMPTITE SCREW" = SCREW, 1/4-14 X 7/8" SELF-DRILLING, CRIMPTITE
- 1/4-20 SELF-TAPPING SCREWS MAY BE USED IN PLACE OF 1/4-14 SELF-DRILLING SCREWS FOR APPLICATIONS WITH PRE-PUNCHED HOLES OR WHEN PREDRILLING PILOT HOLES.



<b>Wayne Dalton</b> GARAGE DOORS A DIVISION OF OVERHEAD DOOR CORP 3395 ADDISON DRIVE PENSACOLA, FLORIDA 32514 (850) 474-9890	STATIC PRESSURE RATINGS	APPROVED SIZES	SCALE: N.T.S.	SIZE: C
	DESIGN (PSF): +41.3/-46.7	MAX WIDTH: 9'-0"	DATE	NAME
	TEST (PSF): +62.0/-70.1	MAX HEIGHT: 12'-0"	DRAWN 3/31/20	SW
	IMPACT/CYCLIC RATED (YES/NO): YES	MAX SECTION HEIGHT: 24"	CHECKED 5/19/21	TC
MODELS 5120/9100/9405/9605/TS100/TS120			SHEET 3 OF 3	
WINDLOAD SPECIFICATION OPTION CODE 0645			DRAWING PART NO. 411630	REV. C