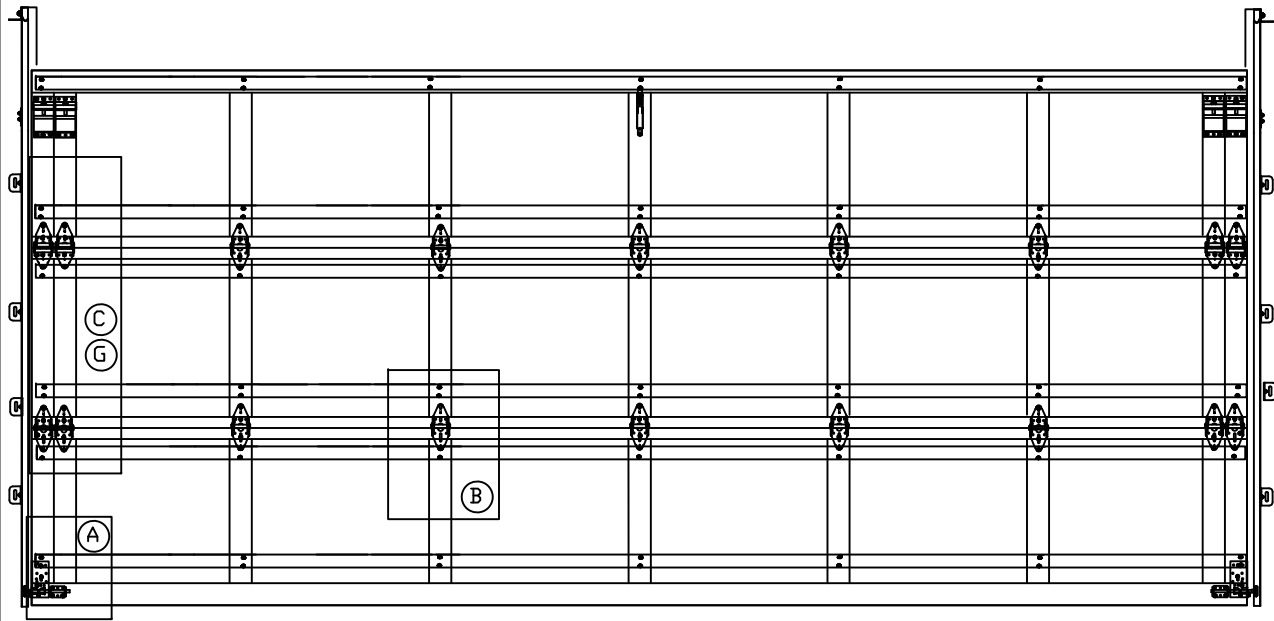


DOORKRAFT,LLC
 1625 Crescent Circle
 Suite 225
 Carrollton,TX 75006

RESIDENTIAL CEDAR WOOD DOOR WINDLOAD 2

DRAWING No. 16' x 7' WL2	
SHEET No. 1 OF 2	
DRAWN BY: JKL	DATE: 5-18-20
REVISION HISTORY: REVISED TO NEW STANDARDS	REV. 5.18.2020
ORIGINAL DRAWING	ORG.DATE 10.2.2019

SCALE: NONE	DESIGN PRESSURES +27.4 -30.5	TESTING STANDARDS: DASMA 108-05/12/17	DOOR DISTRIBUTOR: DOORKRAFT LLC
-------------	------------------------------	---------------------------------------	---------------------------------

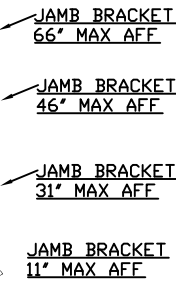


INTERIOR ELEVATION

7' TALL DOOR
 3 QTY 28" SECTIONS

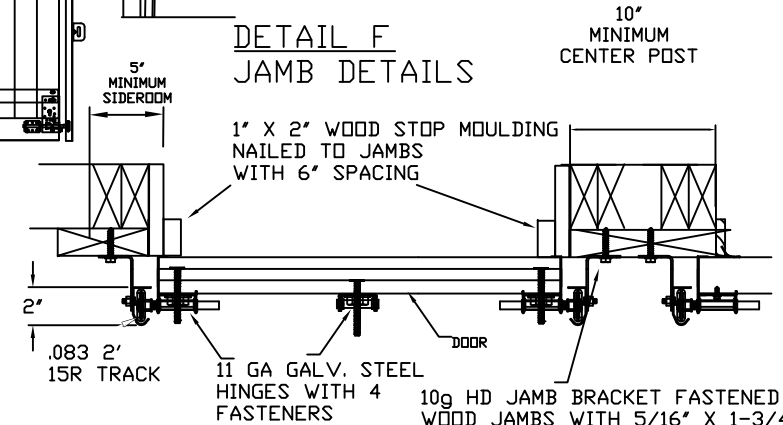
8' TALL DOOR
 4 QTY 24" SECTIONS

DETAIL E
 TYPICAL TRACK & BRACKET INSTALLATION

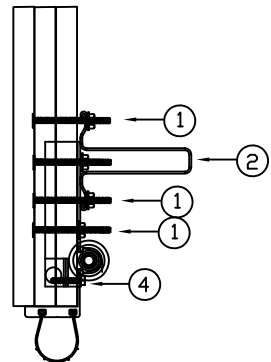


NOTE: SPACING SHOWN FOR SINGLE DOOR 7' TALL TRACK SPACING MAY BE ADJUSTED DOWNWARD FOR TALLER DOORS OR SHORTER SECTION HEIGHTS. ADDITIONAL BRACKETS MAY BE NEEDED FOR TALLER DOORS. SPACING NOT TO EXCEED 30".

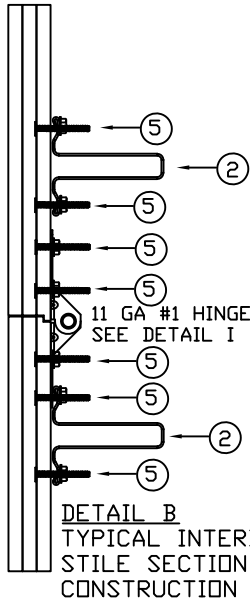
DETAIL F
 JAMB DETAILS



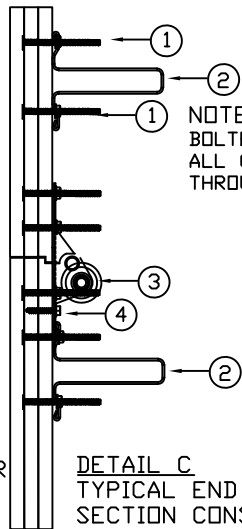
NOTE: ALL ROLLERS ARE
 DETAIL Q ON PAGE 2



DETAIL A
 TYPICAL BOTTOM SECTION CONSTRUCTION



DETAIL B
 TYPICAL INTERIOR STILE SECTION CONSTRUCTION



DETAIL C
 TYPICAL END STILES SECTION CONSTRUCTION

NOTE: ALL HARDWARE ON END STILES THROUGH BOLTED THROUGH FRAME AND TONGUE & GROOVE BOARD. ALL CENTER STILE HARDWARE THROUGH BOLTED ONLY THROUGH FRAME

- ⑤ 1/4-20 X 1-7/8" FLAT HEAD CARRIAGE BOLT WITH 1/4-20 SERRATED FLANGE NUT
- ④ 5/16" X 1-5/8" HH LAG SCREW WITH WASHER
- ③ 11 GAUGE HINGE #1,#2,#3 (DETAIL I,J,K)
- ② 3" X 15'-11" STRUT HD 17GA (DETAIL U)
- ① 1/4-20 X 2-1/4" FLAT HEAD CARRIAGE BOLT WITH 1/4-20 SERRATED FLANGE NUT

John E. Scates, P.E.
 2560 King Arthur #124-54
 Lewisville, TX 75056

DOORKRAFT,LLC

1625 Crescent Circle
Suite 225
Carrollton,TX 75006

RESIDENTIAL CEDAR WOOD DOOR WINDLOAD 2

DRAWING No. 1
16' x 7' WL2

SHEET No. 2 OF 2

SCALE:
NONE

DESIGN PRESSURES
+27.4 -30.5

TESTING STANDARDS:
DASMA 108-05/12/17

DOOR DISTRIBUTOR:
DOORKRAFT LLC


DRAWN BY: JKL

DATE: 05-18-2020

DETAIL I
11 GA #1 HINGE



DETAIL J
11 GA #2 HINGE



DETAIL K
11 GA #3 HINGE



DETAIL L
10 GA HDJAMB
BRACKET 4-1/4"



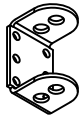
DETAIL M
10 GA HDJAMB
BRACKET 5-1/2"



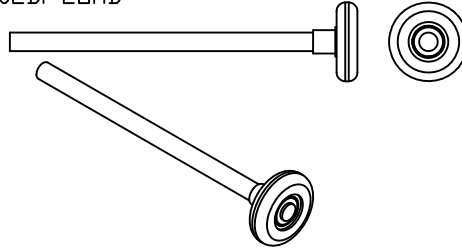
DETAIL N
COMMERCIAL TOP BRACKET
ARROW TRU-LINE PART:853ADJTFC0



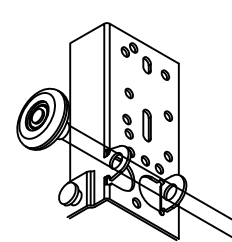
DETAIL S
ROLLER CARRIER
NAPOLEAN LYNX PART#3-44-1



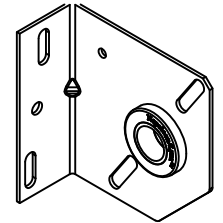
DETAIL Q
2" NYLON PRECISION BEARING
HIGH STRENGTH ROLLER
9-1/2" ZINC PLATED HIGH STRENGTH STEM
100LB. LOAD



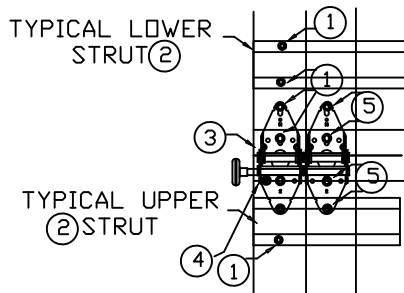
DETAIL R
BB-100 BOTTOM BRACKET
NAPOLEAN LYNX PART: 3-37-1



DETAIL V
3-3/8" CENTER SUPPORT
11GA W/BRG

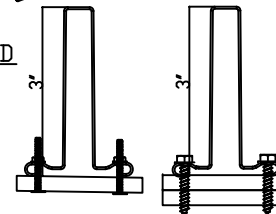



DETAIL G
TYPICAL END STILE
ATTACHMENT



(through bolted
through frame
and t&g)

DETAIL U
3" 17'-11" STRUT HD 17GA 50KSI
STRUTS TO BE THROUGH-BOLTED TO EACH STYLE
WITH 1/4-20X 1-7/8" FH CARRIAGE BOLTS TO CENTER STILES
AND 1/4-20 X 2-1/4" FH CARRIAGE BOLTS AT END STILES
ON MODEL VL-1 CENTER STRUTS TO BE ATTACHED
WITH 5/8" X 1- 3/8" LAG SCREW WITH
WASHER HEAD



- ⑤ 1/4-20 X 1-7/8" FLAT HEAD CARRIAGE BOLT WITH 1/4-20 SERRATED FLANGE NUT
- ④ 5/8-16 X 1-5/8" HH LAG SCREW WITH WASHER HEAD
- ③ 11 GAUGE HINGE #1,#2,#3
- ② 3" X 17'-11" STRUT HD 17GA
- ① 1/4-20 X 2-1/4" FLAT HEAD CARRIAGE BOLT WITH 1/4-20 SERRATED FLANGE NUT

John E. Scates, P.E.
2560 King Arthur #124-54
Lewisville, TX 75056