

DOORKRAFT,LLC

1625 Crescent Circle
Suite 225
Carrollton, TX 75006

RESIDENTIAL CEDAR WOOD DOOR WINDLOAD 1

SCALE:
NONE

DESIGN PRESSURES

+23.2

-25.9

TESTING STANDARDS:

DASMA 108-05/12/17

DOOR DISTRIBUTOR:

DOORKRAFT LLC

DRAWING No.:
16' x 7' WL1

SHEET No.: 1 OF 2

DRAWN BY: JKL


DATE:
05-18-2020

REVISION HISTORY:
REVISED TO NEW STANDARDS

REV. 5.18.2020

ORIGINAL DRAWING

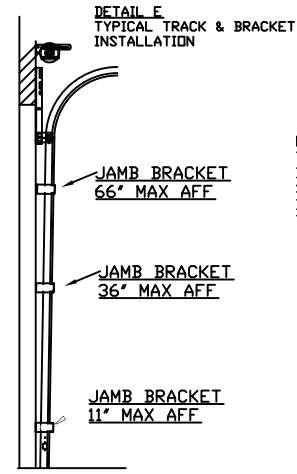
ORG. DATE 10.2.2019



INTERIOR ELEVATION

7' TALL DOOR
3 QTY 28"
SECTIONS

8' TALL DOOR
4 QTY 24"
SECTIONS



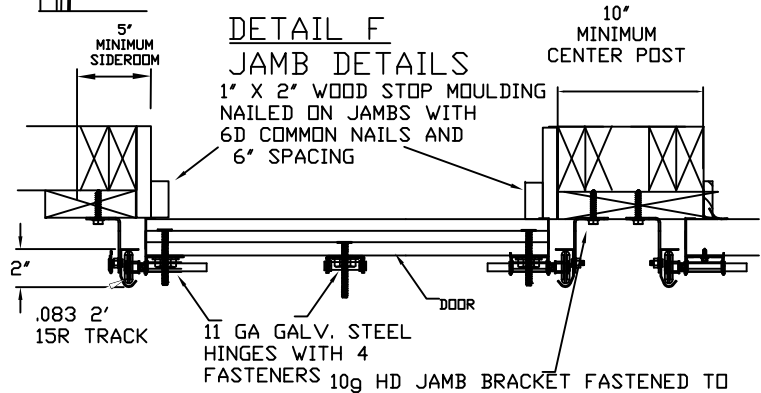
DETAIL E
TYPICAL TRACK & BRACKET
INSTALLATION

JAMB BRACKET
66" MAX AFF

JAMB BRACKET
36" MAX AFF

JAMB BRACKET
11" MAX AFF

NOTE: SPACING SHOWN FOR SINGLE DOOR 7' TALL TRACK SPACING MAY BE ADJUSTED DOWNWARD FOR TALLER DOORS OR SHORTER SECTION HEIGHTS. ADDITIONAL BRACKETS MAY BE NEEDED FOR TALLER DOORS. SPACING NOT TO EXCEED 30".



DETAIL F
JAMB DETAILS

1" X 2" WOOD STOP MOULDING
NAILED ON JAMBS WITH
6D COMMON NAILS AND
6" SPACING

10" MINIMUM
CENTER POST

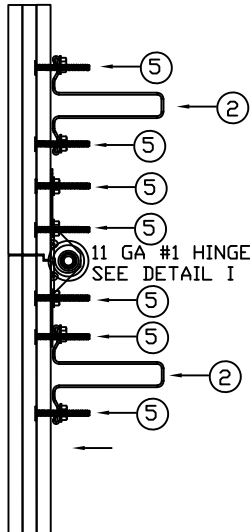
.083 2"
15R TRACK

11 GA GALV. STEEL
HINGES WITH 4
FASTENERS

10g HD JAMB BRACKET FASTENED TO WOOD JAMBS WITH 5/16" X 1-3/4" LAG SCREW WITH WASHER HEAD. FASTEN TO TRACK WITH 1/4" TRACK BOLTS AND NUTS. PREPARATION OF JAMBS BY OTHERS SEE DETAIL E FOR SPACING

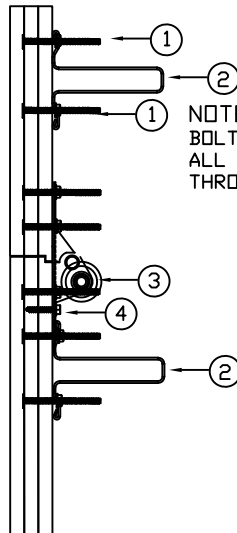
NOTE: ALL ROLLERS ARE
DETAIL Q ON PAGE 2

DETAIL B
INTERIOR STILES TYPICAL
SECTION CONSTRUCTION



11 GA #1 HINGE
SEE DETAIL I

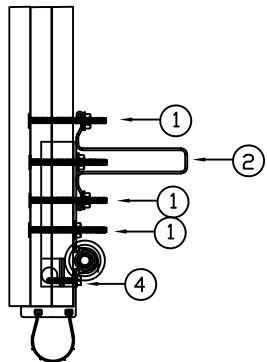
DETAIL C
TYPICAL SECTION
CONSTRUCTION



NOTE: ALL HARDWARE ON END STILES THROUGH BOLTED THROUGH FRAME AND TONGUE & GROOVE BOARD. ALL CENTER STILE HARDWARE THROUGH BOLTED ONLY THROUGH FRAME

- ⑤ 1/4-20 X 1-7/8" FLAT HEAD CARRIAGE BOLT WITH 1/4-20 SERRATED FLANGE NUT
- ④ 5/16" X 1-5/8" HH LAG SCREW WITH WASHER HEAD
- ③ 11 GAUGE HINGE #1,#2,#3 (DETAIL I,J,K)
- ② 3" X 15'-11" STRUT HD 17GA (DETAIL U)
- ① 1/4-20 X 2-1/4" FLAT HEAD CARRIAGE BOLT WITH 1/4-20 SERRATED FLANGE NUT

DETAIL A
TYPICAL BOTTOM
SECTION CONSTRUCTION



John E. Scates, P.E.
2560 King Arthur #124-54
Lewisville, TX 75056

DOORKRAFT,LLC

1625 Crescent Circle
Suite 225
Carrollton,TX 75006

RESIDENTIAL CEDAR WOOD DOOR WINDLOAD 1

DRAWING No.:
16' x 7' WL1

SHEET No.: 2 OF 2

SCALE:
NONE

DESIGN
PRESSURES

+23.2

-25.9

TESTING STANDARDS:

DASMA 108-05/12/17

DOOR DISTRIBUTOR:

DOORKRAFT LLC

DRAWN BY: JKL

DATE: 05-18-2020


DETAIL I
11 GA #1 HINGE



DETAIL J
11 GA #2 HINGE



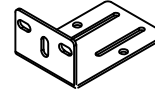
DETAIL K
11 GA #3 HINGE



DETAIL L
10 GA HDJAMB
BRACKET 4-1/4"



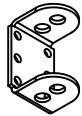
DETAIL M
10 GA HDJAMB
BRACKET 5-1/2"



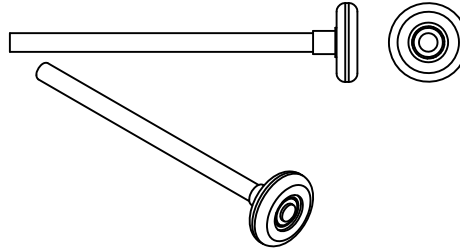
DETAIL N
COMMERCIAL TOP BRACKET
ARROW TRU-LINE PART:853ADJTFC0



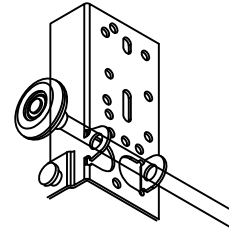
DETAIL S
ROLLER CARRIER
NAPOLEAN LYNX PART#3-44-1



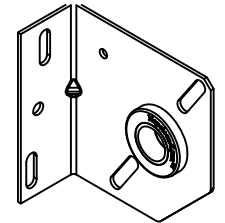
DETAIL Q
2" NYLON PRECISION BEARING
HIGH STRENGTH ROLLER
9-1/2" ZINC PLATED STEM 100LB. LOAD



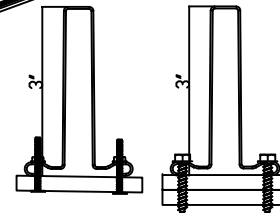

DETAIL R
BB-100 BOTTOM BRACKET
NAPOLEAN LYNX PART: 3-37-1



DETAIL V
3-3/8" CENTER SUPPORT
11GA W/BRG



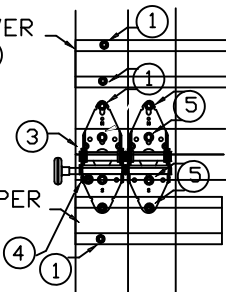
DETAIL U
3" 15'-11" STRUT HD 17GA 50KSI
STRUTS TO BE THROUGH-BOLTED TO EACH STYLE
WITH 1/4-20X 1-7/8" FH CARRIAGE BOLTS TO CENTER STILES
AND 1/4-20 X 2-1/4" FH CARRIAGE BOLTS AT END STILES
ON MODEL WL-1 CENTER STRUTS TO BE ATTACHED
WITH 5/8" X 1- 3/8" LAG SCREW WITH
WASHER HEAD



DETAIL G
TYPICAL END STILE
ATTACHMENT

TYPICAL LOWER
STRUT ②

TYPICAL UPPER
STRUT ②



- ⑤ 1/4-20 X 1-7/8" FLAT HEAD CARRIAGE BOLT WITH 1/4-20 SERRATED FLANGE NUT
- ④ 5/8-16 X 1-5/8" HH LAG SCREW WITH WASHER HEAD
- ③ 11 GAUGE HINGE #1,#2,#3
- ② 3" X 15'-11" STRUT HD 17GA
- ① 1/4-20 X 2-1/4" FLAT HEAD CARRIAGE BOLT WITH 1/4-20 SERRATED FLANGE NUT

(through bolted
through frame
and t&g)

John E. Scates, P.E.
2560 King Arthur #124-54
Lewisville, TX 75056