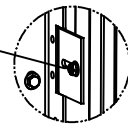
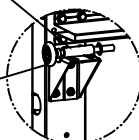


1/4-20x9/16" TRACK BOLT AND 1/4-20 HEX NUT THROUGH THE SLOT IN THE TRACK AND TRACK CLIP



DETAIL A

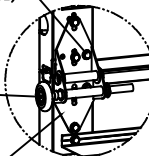
12 GA COMMERCIAL TOP FRAME BRACKET WITH 13 GA ROLLER CARRIER, ATTACHED WITH (4) 1/4-14x7/8" SELF DRILLING CRIMPITITE SCREWS



DETAIL B

3" STEEL ROLLER WITH 7/16" DIA. x 9" LONG STEM AND 7/16" PUSH NUT AT TOP ROLLER LOCATION. 1/4" MAX BETWEEN PUSH NUT AND BRACKET.

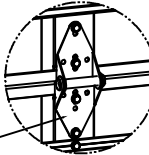
ADD (2) 1/4-14x7/8" SELF DRILLING CRIMPITITE SCREWS (INSIDE OF EACH INSIDE END HINGE)




DETAIL C

2" STEEL ROLLER WITH 5-1/8" STEM AND 7/16" PUSHNUT AT EACH ROLLER LOCATION. 1/4" MAX BETWEEN PUSHNUT AND BRACKET OR HINGE

14 GA WIDE BODY END HINGE TO ATTACH SECTIONS ONE AND TWO. 13 GA WIDE BODY END HINGE TO ATTACH REMAINING SECTIONS. FOR ALL, ATTACH WITH (4) 1/4-14x7/8" SELF DRILLING CRIMPITITE SCREWS



SOLID SECTION

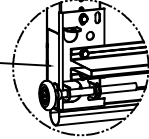


AFV SECTION

(2) 1/4-14x7/8" SELF DRILLING CRIMPITITE SCREWS
HALF HINGE
(2) 1/4 x 1/2" CARRIAGE BOLTS AND 1/4" FLANGE NUTS

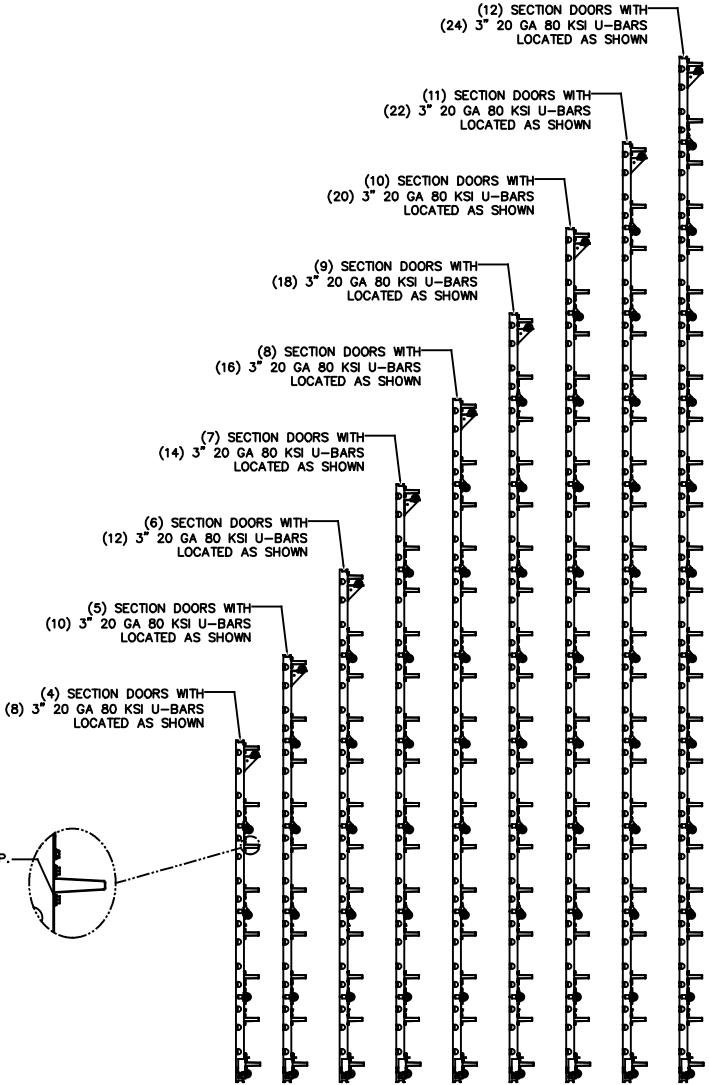
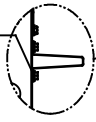
DETAIL D

12 GA BOTTOM BRACKET ATTACHED WITH (3) 1/4-14x7/8" SELF DRILLING CRIMPITITE SCREWS (2 THROUGH STRUT AND BRACKET)




DETAIL E

ATTACH U-BARS WITH (2) 1/4-14x7/8" SELF DRILLING CRIMPITITE SCREWS AT ALL STILE LOCATIONS, TYP.



STATIC PRESSURE RATINGS	APPROVED SIZES
DESIGN PRESSURE(PSF): +20.2/-22.7	MAX WIDTH: 16'-2"
IMPACT/CYCLIC RATED: NO	MAX HEIGHT: 24'-1"
	MAX SECTION HEIGHT: 24'



THE DRAWINGS AND ALL OTHER INFORMATION CONTAINED HEREIN ARE THE CONFIDENTIAL AND PROPRIETARY PROPERTY OF OVERHEAD DOOR CORPORATION AND ITS AFFILIATED COMPANIES. THIS DRAWING AND INFORMATION, IN WHOLE OR IN PART, MAY NOT BE COPIED IN ANY MANNER OR DISCLOSED TO ANYONE WITHOUT THE PRIOR WRITTEN CONSENT OF OVERHEAD DOOR CORPORATION. NO DISCLOSURE OF ANY OF THIS DRAWING OR INFORMATION IS INTENDED TO OPERATE AS A LICENSE OR AUTHORIZATION TO USE IT FOR ANY PURPOSE WITHOUT THE SPECIFIC WRITTEN CONSENT OF OVERHEAD DOOR CORPORATION.		FINISH: N/A		DATE: 1/14/21	
TOLERANCES UNLESS OTHERWISE SPECIFIED		UNIT OF MEASURE: EA		DRAWING TITLE: WINDOW OPTION CODE 2041	
FRAC. DIAMETER	WHOLE NUMBERS	ANGLES	MATERIAL: N/A	CHECKED BY: T. CLARK	SERIES: 421/423/427/429/434/436, 80.E/-22.7 PSF, 16'-2" MAX
UNDER .251 +.004/-003	± .25	± .5°			
.251 TO .500 +.006/-003	± .1				
OVER .500 +.008/-003	± .03				
FRACTIONS	± .01				
± 1/16	± .00				
REF DWG	USED ON			APPROVED BY: T. CLARK	DATE: 4/27/21
					SHOWN NUMBER: D-411798
					SOLD: N/A
					SHEET 2 OF 3

