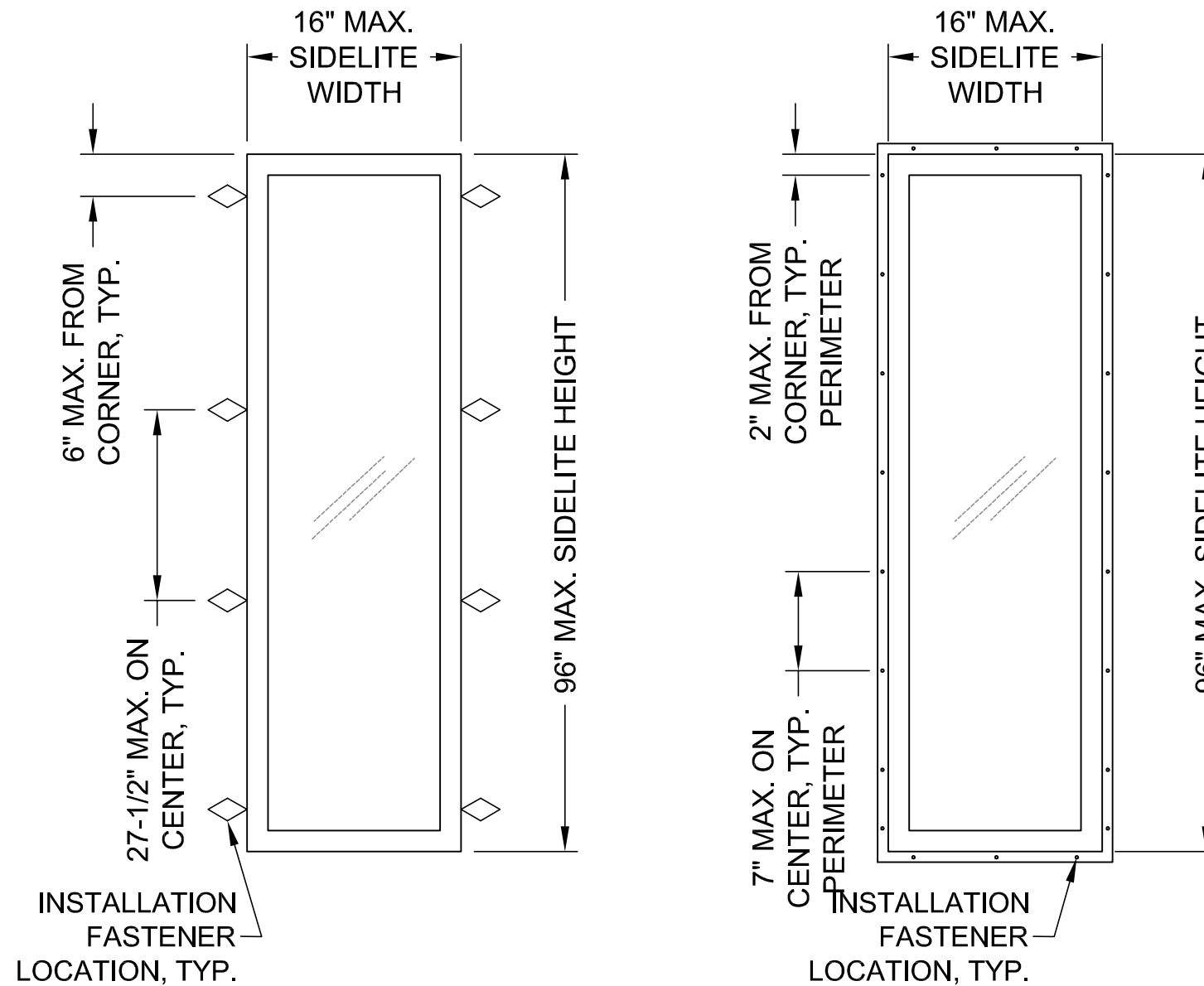


GENERAL NOTES

1. THE PRODUCT SHOWN HEREIN IS DESIGNED AND MANUFACTURED TO COMPLY WITH THE REQUIREMENTS OF THE 2006 INTERNATIONAL BUILDING CODE AND 2006 INTERNATIONAL RESIDENTIAL CODE, WITH TEXAS REVISIONS EFFECTIVE JAN. 1, 2008.
2. THIS DOCUMENT ADDRESSES ONLY PRODUCT ANCHORAGE TO ACHIEVE THE INDICATED DESIGN PRESSURES AT THE INDICATED SIZES, IN THE CONFIGURATION SHOWN IN THE ELEVATIONS. INSTALL PRODUCTS WITH MAXIMUM SHIM GAP, MINIMUM EDGE DISTANCE AND EMBEDMENT, AND WITH FASTENER TYPE AS SHOWN IN THE DETAILS AND AS INDICATED IN TABLE 1. FOR FULL PRODUCT CONSTRUCTION DETAILS SEE ATI/INTERTEK TEST REPORTS C7941.03-501-44-R0, D0979.03-501-44-R1, C8717.02-501-44-R0, AND D1113.02-501-44-R0.
3. THIS PRODUCT AS SHOWN IN THIS DRAWING IS NON-IMPACT RESISTANT AND REQUIRES THE USE OF IMPACT PROTECTIVE DEVICES (SHUTTERS) IN WINDBORNE DEBRIS REGIONS.
4. GLAZING SHALL BE COMPLIANT WITH ASTM E-1300.
5. THE 4/3 ALLOWABLE STRESS INCREASE FACTOR (SHORT-TERM INCREASE FACTOR) HAS NOT BEEN USED IN THE ANCHOR ANALYSIS FOR THIS SYSTEM. THE 1.6 Cd FACTOR WAS USED IN THE ANALYSIS OF ANCHORAGE INTO WOOD SUBSTRATE.
6. THE OPENING SUBSTRATE MATERIALS (FRAMING, MASONRY, BUCKS) AND ATTACHMENT OF BUCKS TO THE SUBSTRATE ARE BY OTHERS AND SHALL BE VERIFIED BY THE ARCHITECT OR ENGINEER OF RECORD OR AS APPROVED BY THE AUTHORITY HAVING JURISDICTION (AHJ). BUCKING, OPENINGS, & BUCKING FASTENERS MUST BE PROPERLY DESIGNED & INSTALLED BY OTHERS IN ACCORDANCE WITH THE FBC TO TRANSFER SUPERIMPOSED LOADS TO THE STRUCTURE. WITH MASONRY OPENINGS, WOOD BUCKS ARE OPTIONAL.
7. DISSIMILAR MATERIALS THAT COME INTO CONTACT SHALL BE COATED OR OTHERWISE PROTECTED TO PREVENT GALVANIC REACTIONS. WOOD BUCKS, IF USED, SHALL BE PRESSURE TREATED, WITH EITHER A TREATMENT OR COATING COMPATIBLE WITH THIS PRODUCT.
8. ANCHORAGE NOTES: ALL ANCHORS USED SHALL BE OF A MATERIAL OR HAVE A COATING COMPATIBLE WITH THE PRESSURE TREATED WOOD BUCKS AND ALL OTHER WINDOW MATERIALS. INSTALL ONE ANCHOR AT EACH LOCATION SHOWN IN THE ELEVATION. INSTALL SHIMS AT EACH ANCHOR LOCATION WHERE A GAP OF 1/16" OR GREATER EXISTS BETWEEN PRODUCT FRAME AND SUBSTRATE. SHIMS SHALL BE LOAD-BEARING (PLASTIC OR METALLIC) AND CAPABLE OF TRANSFERRING LOADS TO SUBSTRATE. SPECIFIED ANCHOR EMBEDMENT TO SUBSTRATE SHALL BE BEYOND WALL FINISH OR STUCCO. FOR MASONRY WITH WOOD BUCKS LESS THAN 1-1/2" THICK EMBEDMENT SHALL BE BEYOND WOOD BUCKS AND INTO MASONRY. WOOD BUCKS 1-1/2" THICK OR GREATER SHALL HAVE EMBEDMENT INTO THE WOOD BUCKS.
9. ALL HARDWARE & FASTENERS SHALL BE IN ACCORDANCE WITH THESE DRAWINGS, OR AS APPROVED, SIGNED, AND SEALED BY A TEXAS-REGISTERED PROFESSIONAL ENGINEER ON A SITE-SPECIFIC BASIS.
10. SEALING AND FLASHING STRATEGIES FOR OVERALL WATER INFILTRATION RESISTANCE OF THE INSTALLED PRODUCT SHALL BE THE RESPONSIBILITY OF OTHERS AND ARE NOT ADDRESSED BY THIS DOCUMENT.

CAMELOT SLIDING GLASS DOOR SIDELITE

FRAME TYPE	MAX. SIZE	DESIGN PRESSURE RATING
NEW CONSTRUCTION	16" X 96"	+90/-90 PSF
REPLACEMENT	16" X 96"	+95/-95 PSF



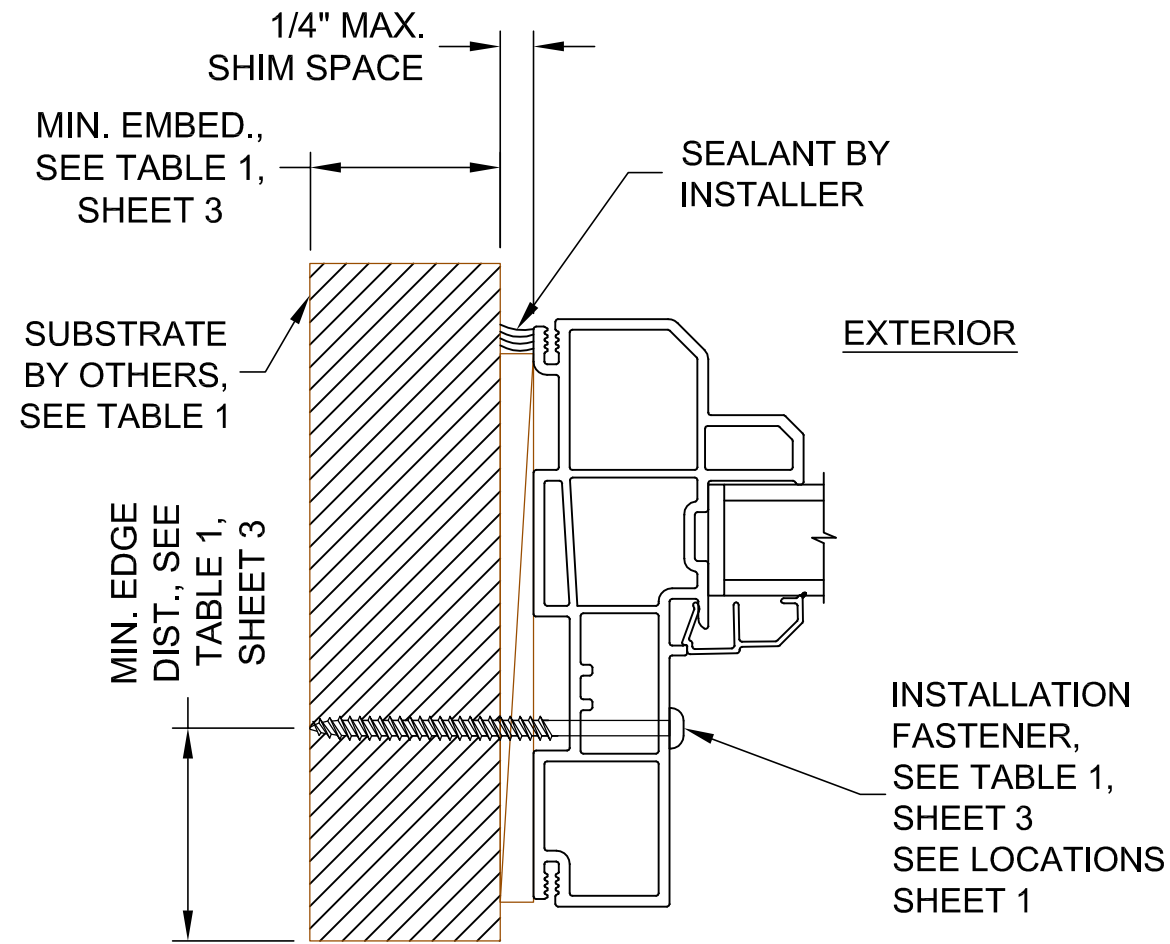
REPLACEMENT ELEVATION
SEE DETAILS SHEET 2

NEW CONSTRUCTION ELEVATION
SEE DETAILS SHEET 2

NORTHEAST BUILDING PRODUCTS 4280 Aramingo Ave., Philadelphia, PA 19124 Ph. (215) 535-7110 www.camelotwindows.com	
SHEET DESCRIPTION: NOTES, ELEVATION	DATE DRAWN: 12/21/2015
SCALE: NTS	REV: 0
DRAWING: TDI-CAMELOT-SGDSL	SHEET: 1 OF 2

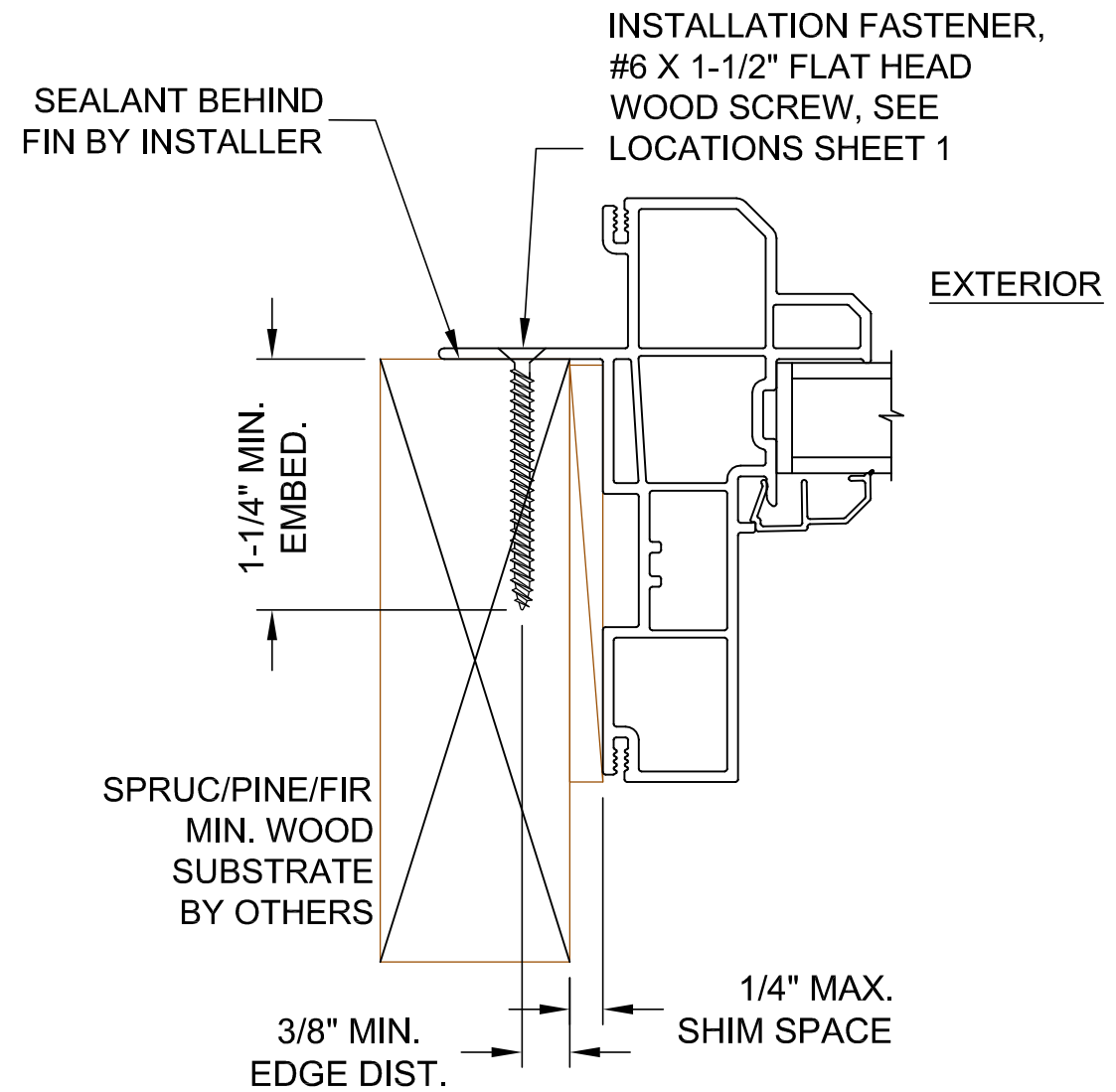
22
12/6/2016
Lucas A. Turner, P.E.
TX PE #115094
1239 Jabara Ave.
North Port, FL 34288
Ph. 941-380-1574

CAMELOT SLIDING GLASS DOOR SIDELITE, REPLACEMENT



TYPICAL HEAD/SILL/JAMB SECTION

CAMELOT SLIDING GLASS DOOR SIDELITE, NEW CONSTRUCTION



TYPICAL HEAD/SILL/JAMB SECTION

NORTHEAST BUILDING PRODUCTS

4280 Aramingo Ave., Philadelphia, PA 19124
Ph. (215) 535-7110 www.camelotwindows.com

SHEET DESCRIPTION:
REPLACEMENT INSTALLATION


DATE DRAWN:
12/21/2015

SCALE: NTS

REV: 0

DRAWING: TDI-CAMELOT-SGDSL

SHEET: 2 OF 2



LT

12/6/2016

Lucas A. Turner, P.E.
TX PE #115094
1239 Jabara Ave.
North Port, FL 34288
Ph. 941-380-1574