
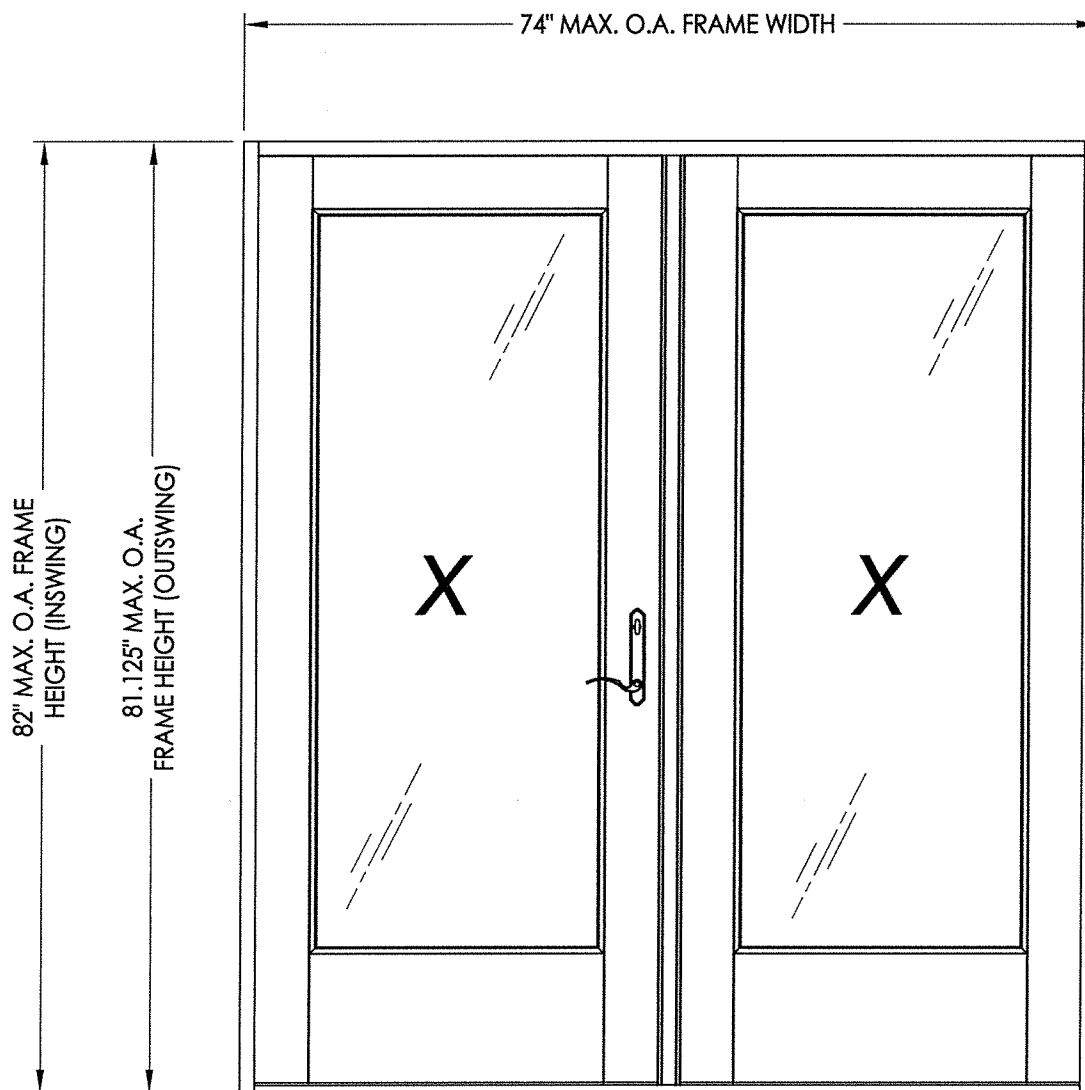




# Glazed Fiberglass Door

## "NON-IMPACT"

### INSWING / OUTSWING



Documents Prepared By: Lyndon F. Schmidt, P.E.  
TEXAS P.E. #104123

**RW** BUILDING CONSULTANTS, INC.  
P.O. Box 230 Vairico FL 33595  
Phone No.: 813.659.9197

TEXAS BOARD OF PROFESSIONAL ENGINEERS  
CERTIFICATE OF REGISTRATION # F-11852

#### EVALUATED FOR USE IN THE STATE OF TEXAS

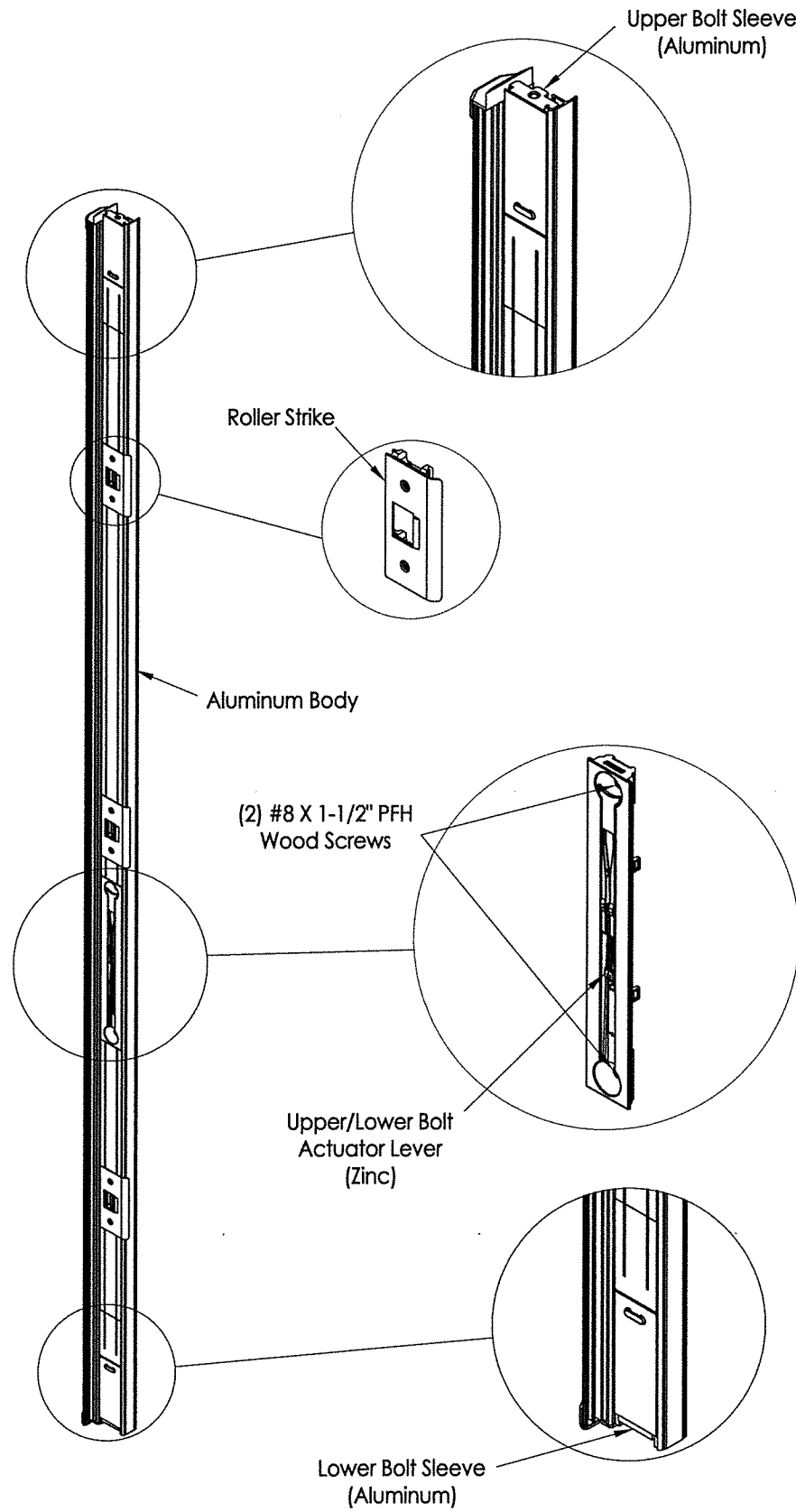
The Glazed Fiberglass Door system described herein complies with the 2018 International Residential Code (IRC), Sections R301 & R609 and the 2018 International Building Code (IBC), Sections 1404.13, 1609, 1709.5, 2403 and 2404 subject to the following conditions:

1. Anchors shall be as listed and spaced as shown in the details. Anchor embedment to base material shall be beyond wall dressing or stucco.
2. When used in areas requiring wind-borne debris protection this product is required to be protected with an impact resistant covering that complies with Section R301.2.1.2 of the IRC and Section 1609.2 of the IBC.
3. Allowable design pressure requirements must be equal to or less than the design pressure rating shown in the design pressure chart, sheet 1 of this drawing.
4. Conditions not covered by this drawing are subject to further engineering analysis.


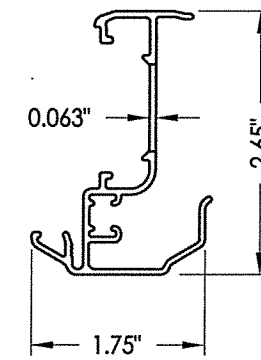
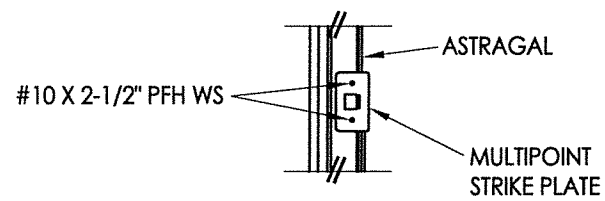
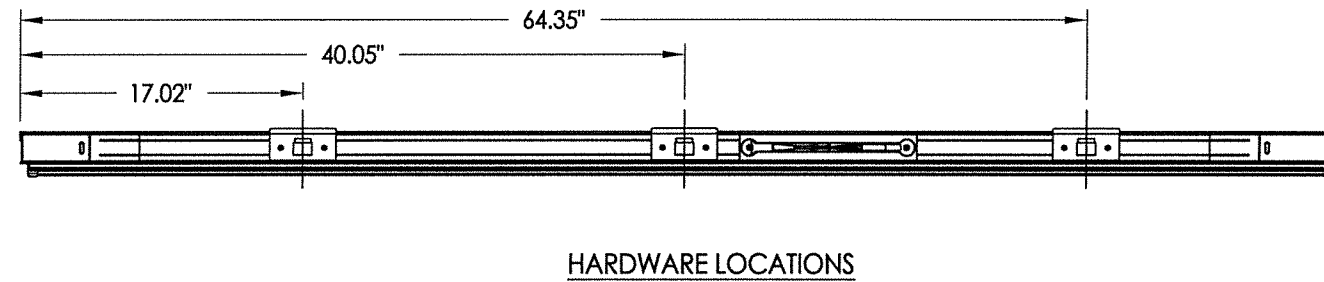
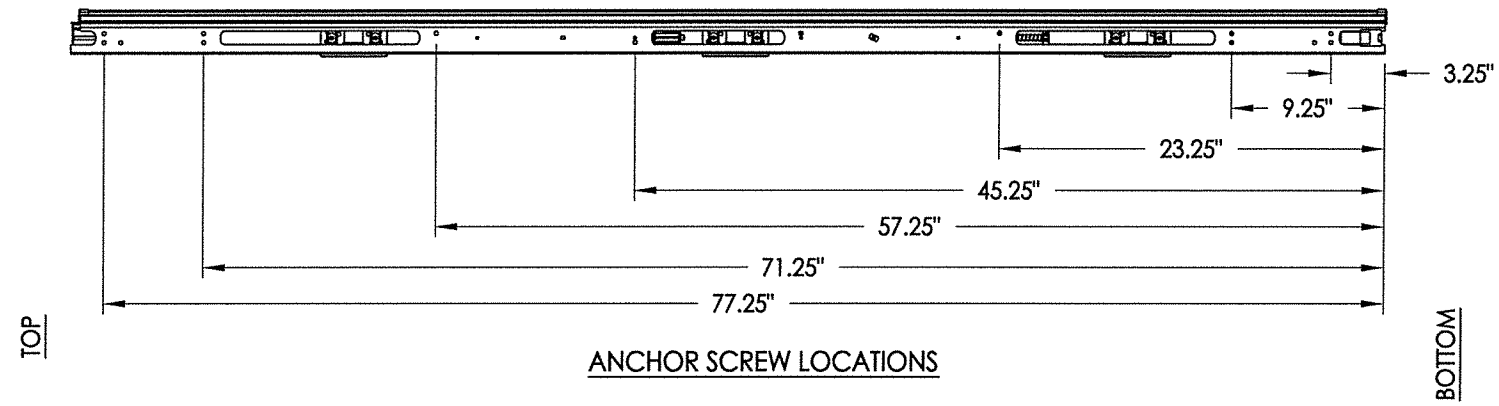
TABLE OF CONTENTS	
SHEET #	DESCRIPTION
1	Typical elevations, design pressures & general notes
2	Astragal details (Ultimate Trilennium)
3	Door panel details (lip lite insert glazing)
4	Door panel details (flush glazing)
5	Horizontal cross sections
6	Vertical cross sections
7	Frame anchoring

CONFIG.	FRAME TYPE	GLAZING	DESIGN PRESSURE (PSF) ULTIMATE TRILENNIUM ASTRAGAL			
			INSWING		OUTSWING	
			POSITIVE	NEGATIVE	POSITIVE	NEGATIVE
XX	PINE	LIP LITE INSERT	+40.0	-45.0	+35.0	-35.0
XX		FLUSH GLAZED	+45.0	-45.0	+55.0	-55.0
XX	"FusionFrame"	LIP LITE INSERT	+40.0	-45.0	+35.0	-35.0
XX		FLUSH GLAZED	+45.0	-45.0	+50.0	-50.0

PRODUCT:	ENDURA
PART OR ASSEMBLY:	TYPICAL ELEVATION, DESIGN PRESSURES & GENERAL NOTES
REVISIONS	
NO.	DATE
3	10/23/19
2	10/20/16
1	5/07/15
DATE:	1/16/14
SCALE:	N.T.S.
DWG. BY:	JK
CHK. BY:	LFS
DRAWING NO.:	TX-4432
SHEET	1 OF 7



**ULTIMATE TRIENNium ASTRAGAL**



Documents Prepared By: Lyndon F. Schmidt, P.E.  
TEXAS P.E. #104123

**R.W.** BUILDING CONSULTANTS, INC.  
P.O. Box 230 Valrico FL 33595  
Phone No.: 813.659.9197

TEXAS BOARD OF PROFESSIONAL ENGINEERS  
CERTIFICATE OF REGISTRATION # F-11852

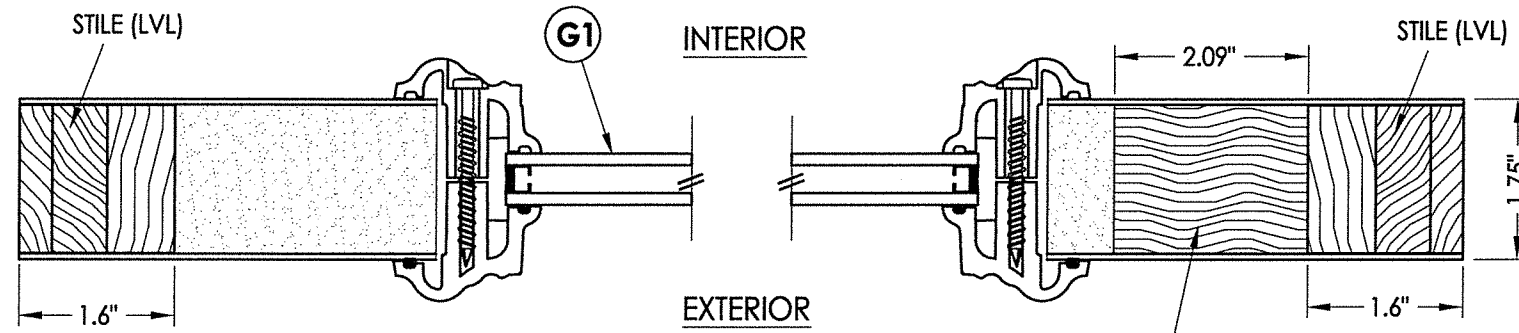
PRODUCT: ENDURA

PART OR ASSEMBLY: ASTRAGAL DETAILS (ULTIMATE TRIENNium)

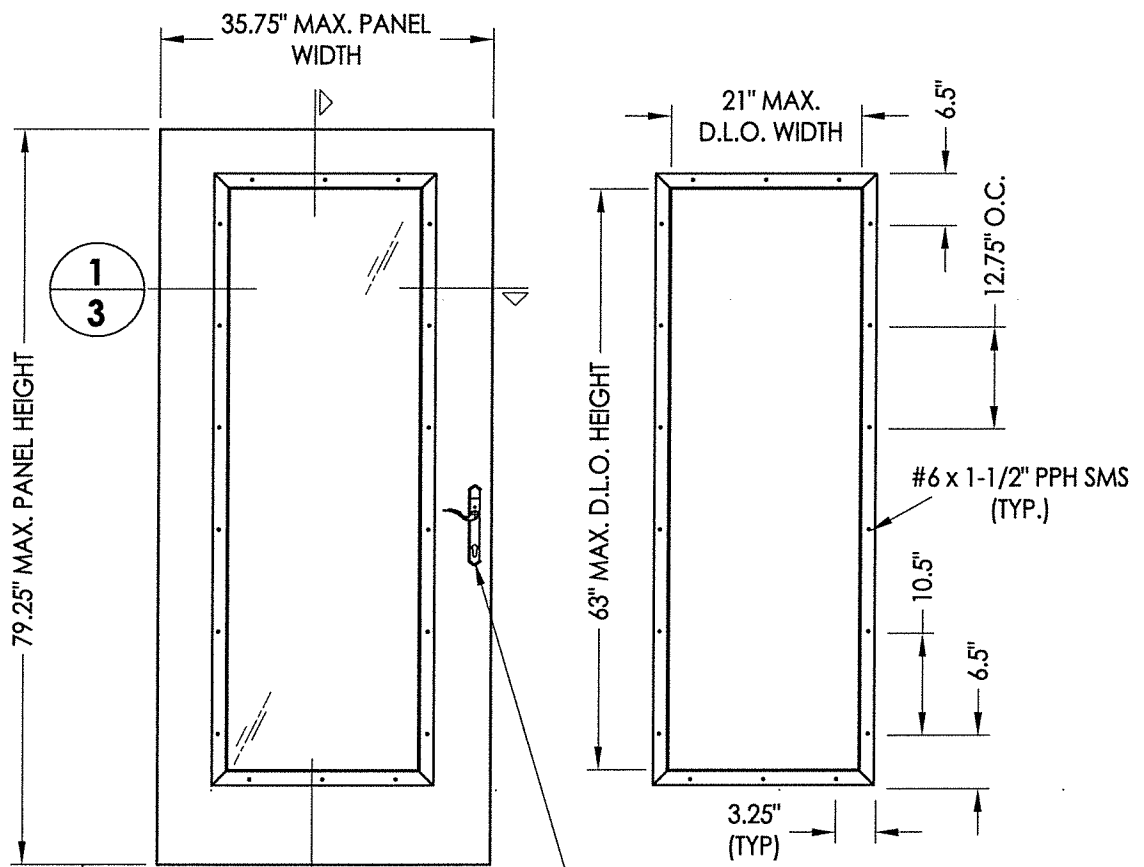
NO.	DATE	REVISIONS	BY
3	10/23/19	ADD "FusionFrame" OPTION & UPDATE TO 2018 IBC/IRC CODE	LFS
2	10/20/16	ADDED THRESHOLDS	LFS
1	5/07/15	ADD NEW ASTRAGAL PIN CAPTURE	LFS

DATE: 1/16/14  
SCALE: N.T.S.  
DWG. BY: JK  
CHK. BY: LFS  
DRAWING NO.: TX-4432  
SHEET 2 OF 7

R:\Clients\Endura PERMANENT\B - Texas Dept of Ins\TDI - DR-705 Masonite FG N\C - Drawings\REV 2018 IBC\TX-4432-33.dwg, 1-3



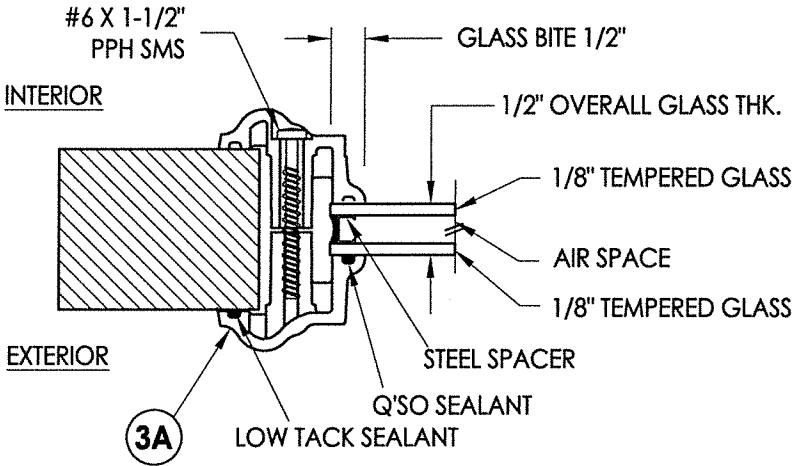
**1**  
**3** HORIZONTAL CROSS SECTION



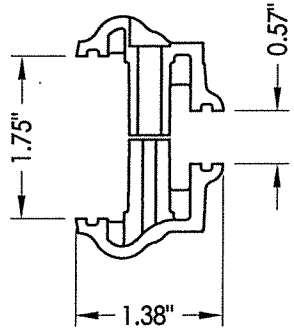
**2**  
**3**  
**DOOR PANEL**  
Masonite  
Fiberglass

SEE HARDWARE TABLE (SHEET 4)

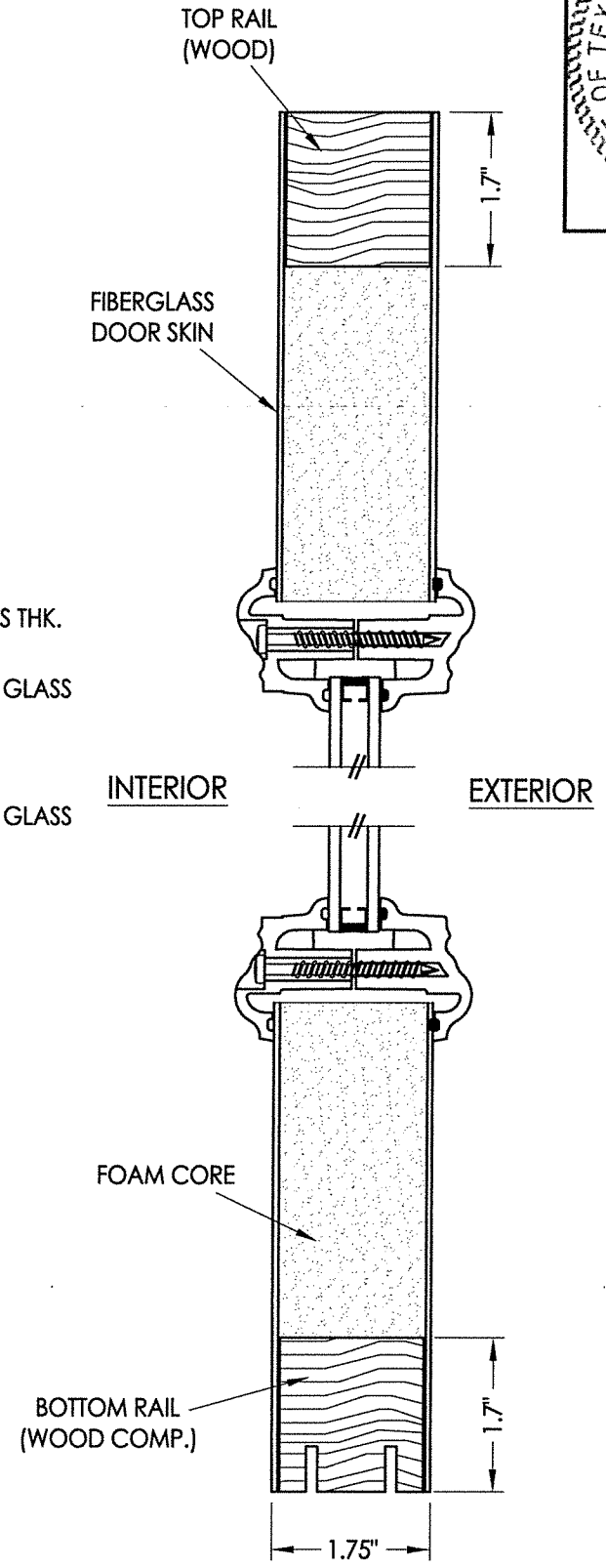
ODL LITE FRAME




**G1** GLAZING DETAIL  
Lip Lite Insert Glazing



**3A** ODL LITE FRAME  
HP Polypropylene



**2**  
**3** VERTICAL CROSS SECTION



Documents Prepared By: Lyndon F. Schmidt, P.E.  
TEXAS P.E. #104123

**RW** BUILDING CONSULTANTS, INC.  
P.O. Box 230 Valrico FL 33595  
Phone No.: 813.659.9197

TEXAS BOARD OF PROFESSIONAL ENGINEERS  
CERTIFICATE OF REGISTRATION # F-11852

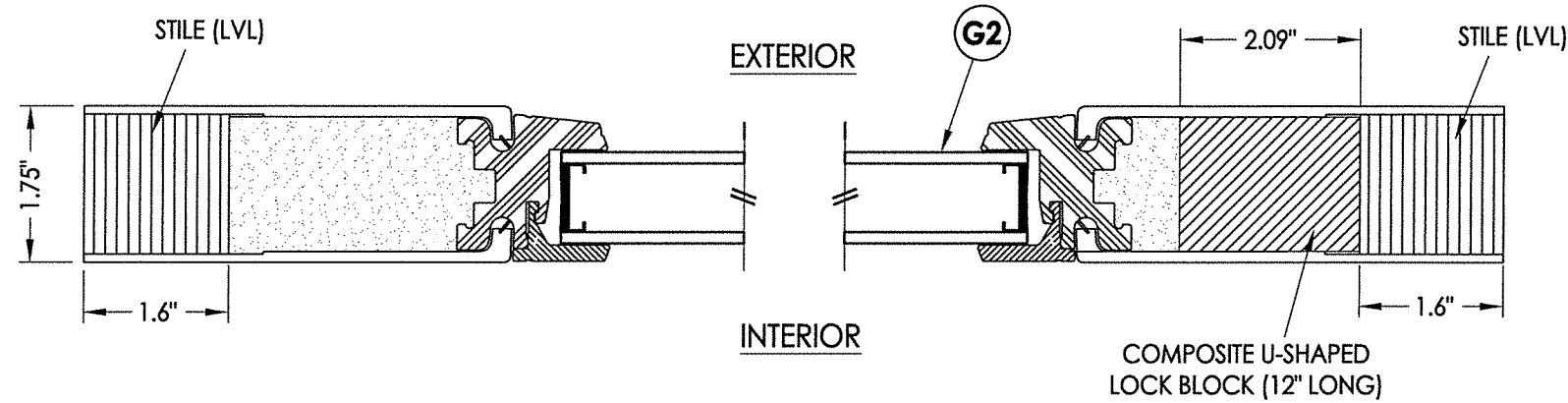
PRODUCT:	ENDURA
PART OR ASSEMBLY:	DOOR PANEL DETAILS (LIP LITE INSERT GLAZING)

NO.	DATE	BY	REVISIONS
3	10/23/19	LFS	ADD "FusionFrame" OPTION & UPDATE TO 2018 IBC/IRC CODE
2	10/20/16	LFS	ADDED THRESHOLDS
1	5/07/15	LFS	ADD NEW ASTRAGAL PIN CAPTURE

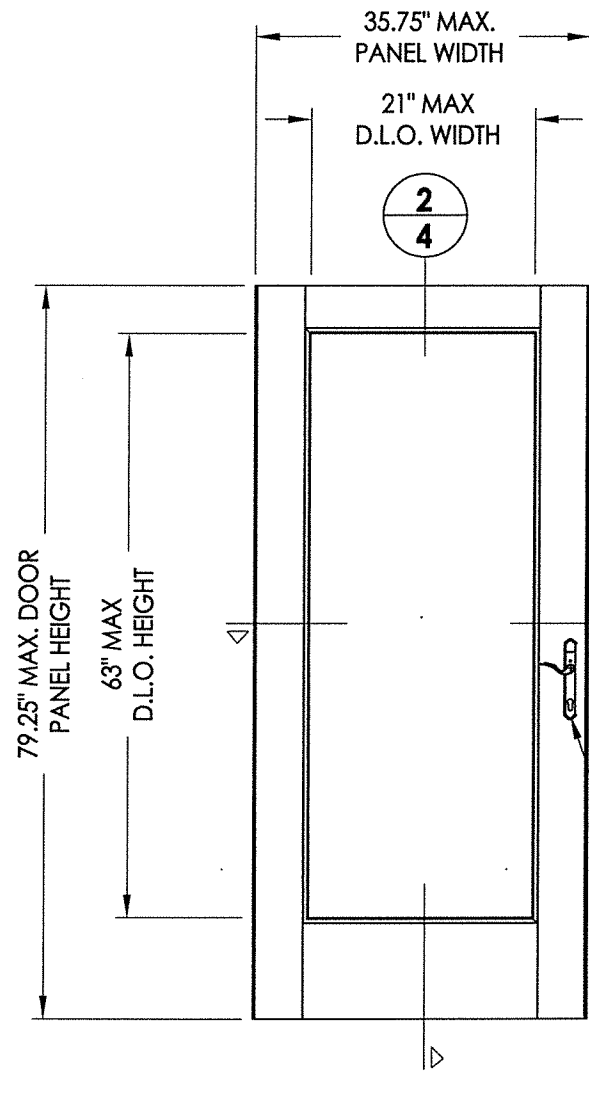
DATE:	1/16/14
SCALE:	N.T.S.
DWG. BY:	JK
CHK. BY:	LFS
DRAWING NO.:	TX-4432
SHEET	3 OF 7

DOOR PANEL SKIN: FIBERGLASS (0.075" MIN. THICKNESS)  
CORE MATERIAL: POLYURETHANE FOAM (1.9 PCF MIN.)

R:\Clients\Endura PERMANENT\B - Texas Dept of Ins\TDI - DR-705 Masonite FG N/C - Drawings\REV 2018 IBC\TX-4432-33.dwg, 1-4

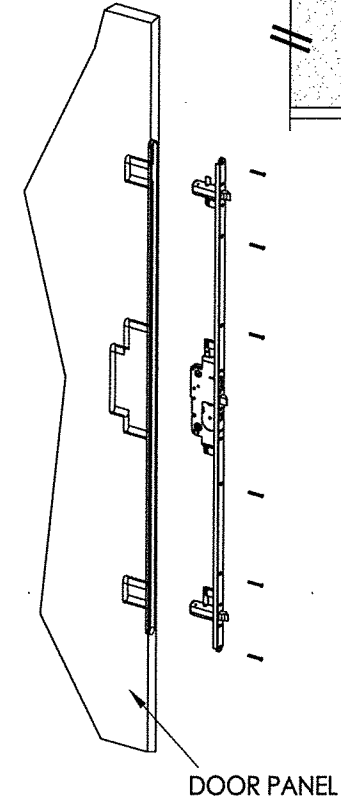


**1**  
**4** HORIZONTAL CROSS SECTION

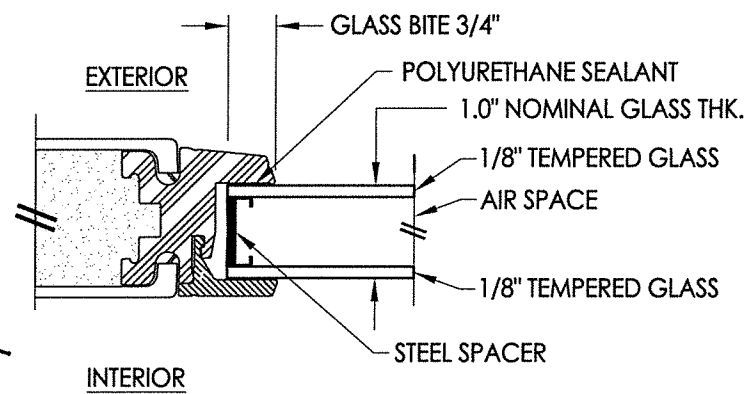


**DOOR PANEL**  
Masonite  
Fiberglass

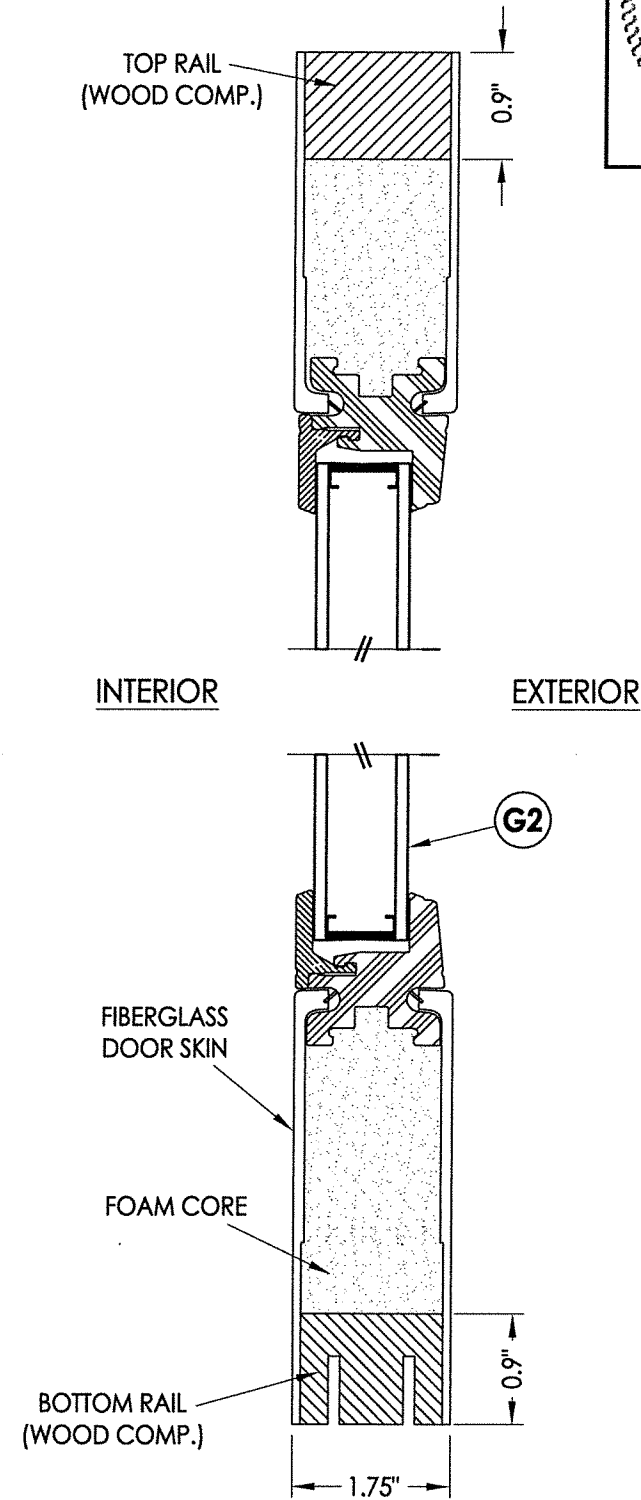
SEE  
HARDWARE  
TABLE



DOOR PANEL




**G2** GLAZING DETAIL  
Flush Glazing



**2**  
**4** VERTICAL CROSS SECTION

HARDWARE TABLE	
MANUFACTURER	MODEL
Endura	Trilennium® 3000 Series Multipoint lock (3pt.)

DOOR PANEL SKIN: FIBERGLASS (0.075" MIN. THICKNESS)  
CORE MATERIAL: POLYURETHANE FOAM (1.9 PCF MIN.)



Documents Prepared By: Lyndon F. Schmidt, P.E.  
TEXAS P.E. #104123

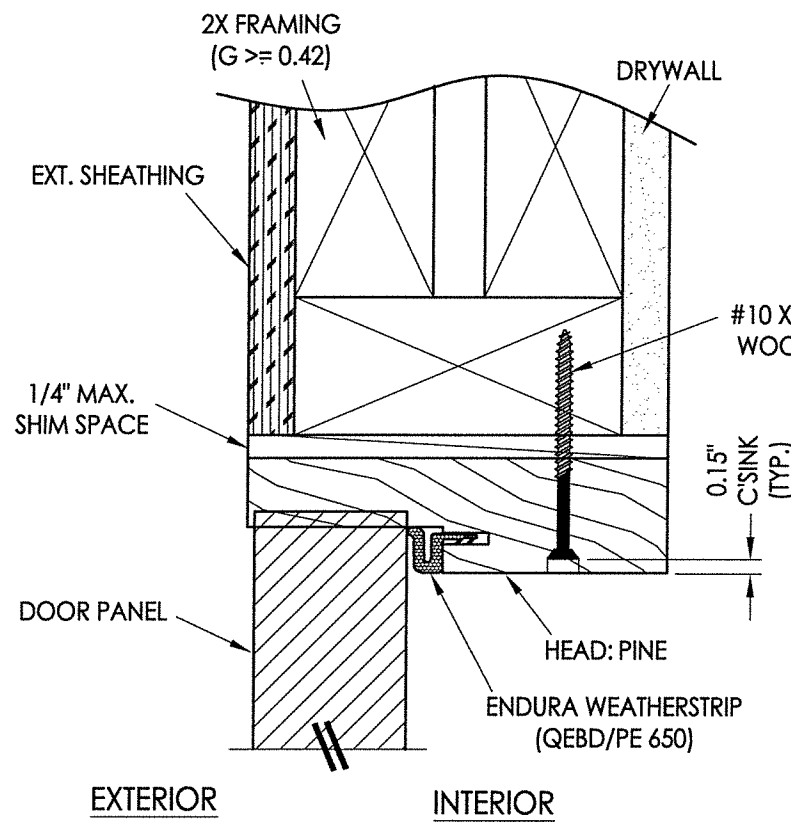
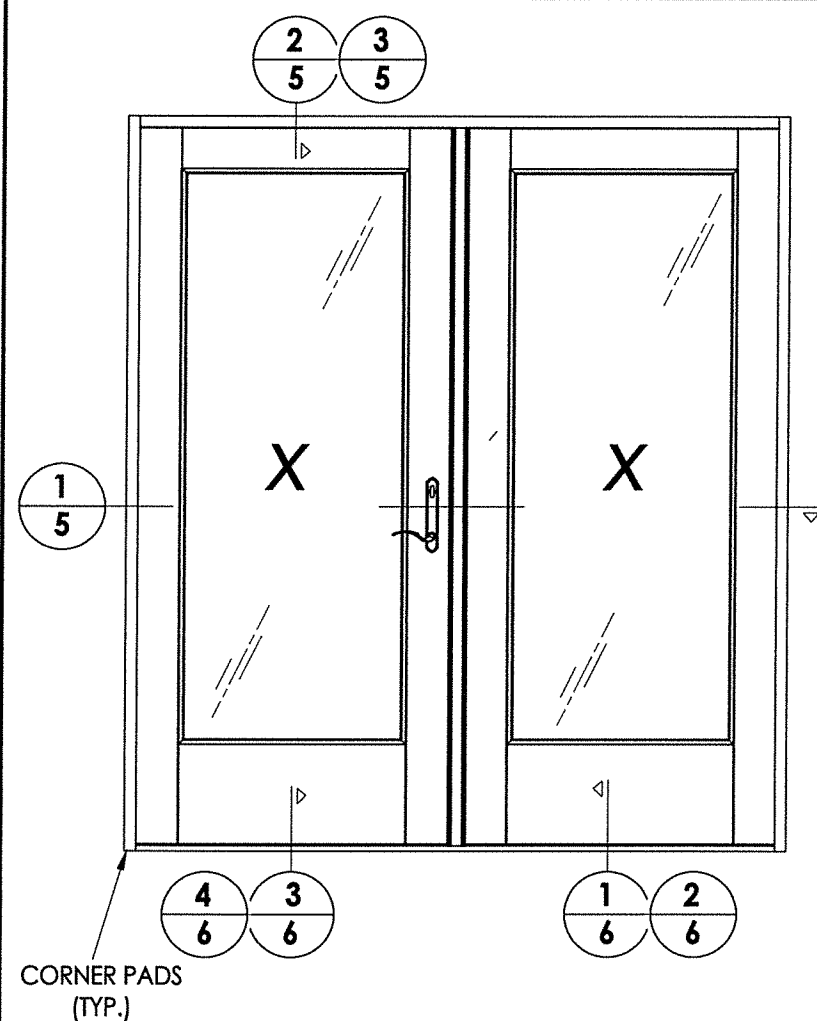
**RW** BUILDING CONSULTANTS, INC.  
P.O. Box 230 Valrico FL 33595  
Phone No.: 813.659.9197  
TEXAS BOARD OF PROFESSIONAL ENGINEERS  
CERTIFICATE OF REGISTRATION # F-11852

PRODUCT: ENDURA  
PART OR ASSEMBLY: DOOR PANEL DETAILS (FLUSH GLAZING)

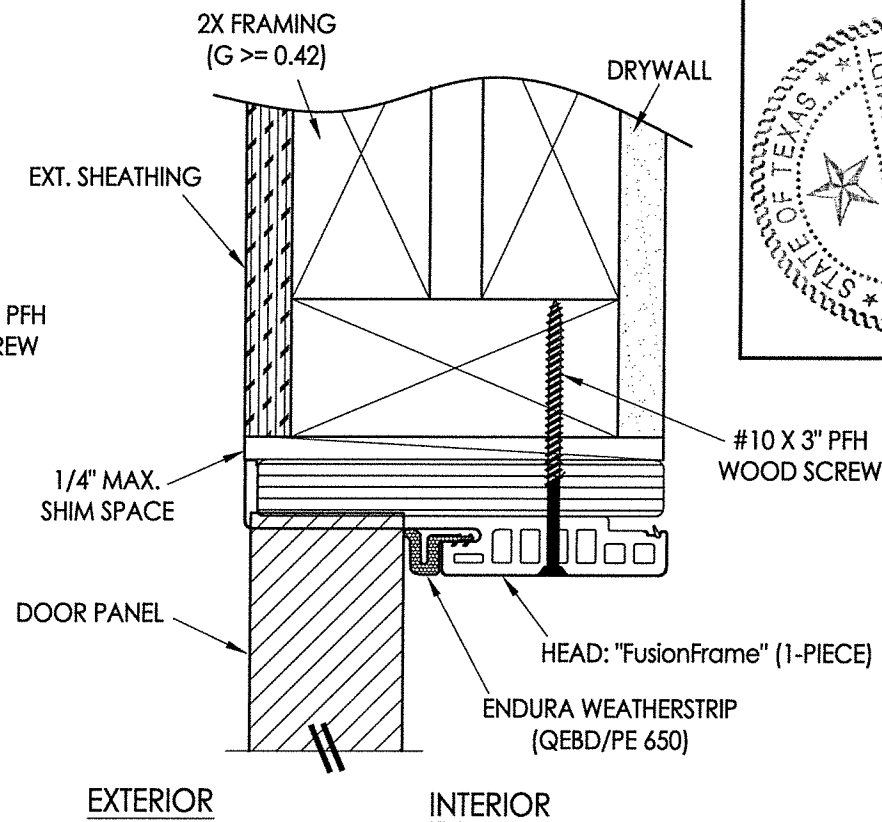
NO.	DATE	REVISIONS
3	10/23/19	ADD "FusionFrame" OPTION & UPDATE TO 2018 IBC/IRC CODE
2	10/20/16	ADDED THRESHOLDS
1	5/07/15	ADD NEW ASTRAGAL PIN CAPTURE
		BY

DATE: 1/16/14  
SCALE: N.T.S.  
DWG. BY: JK  
CHK. BY: LFS  
DRAWING NO.: TX-4432  
SHEET 4 OF 7

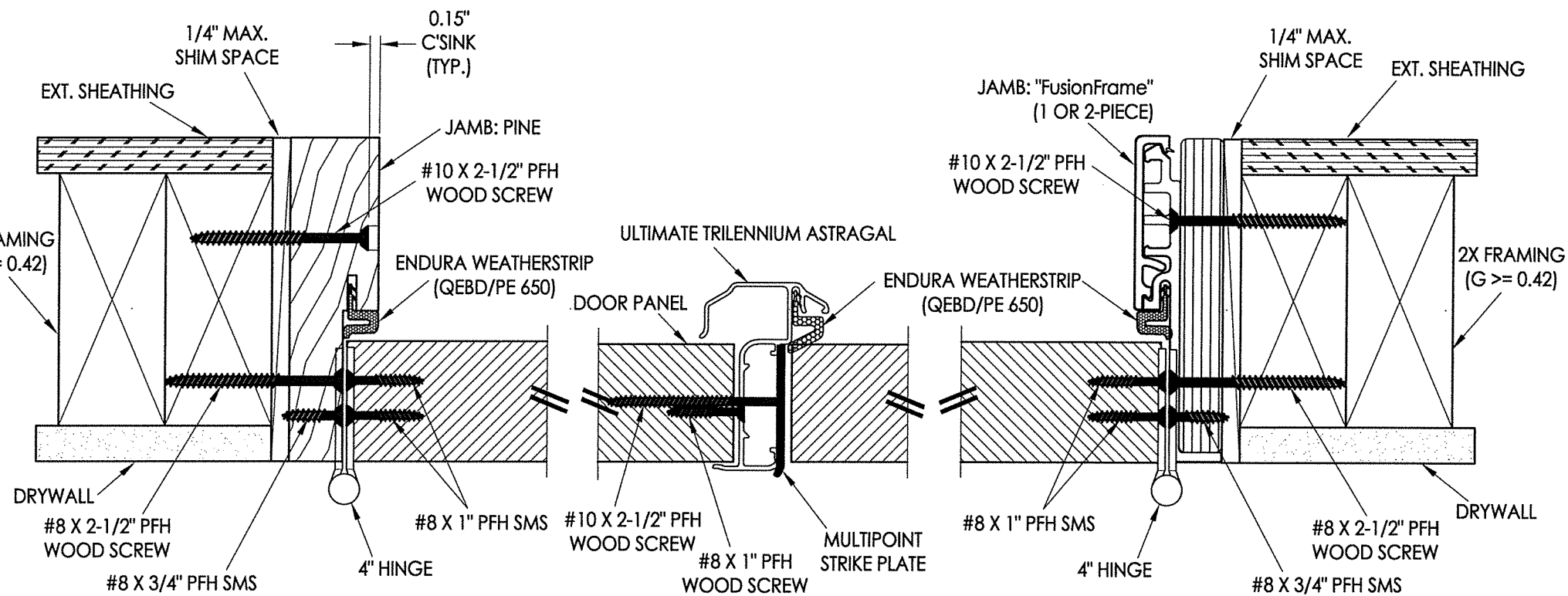
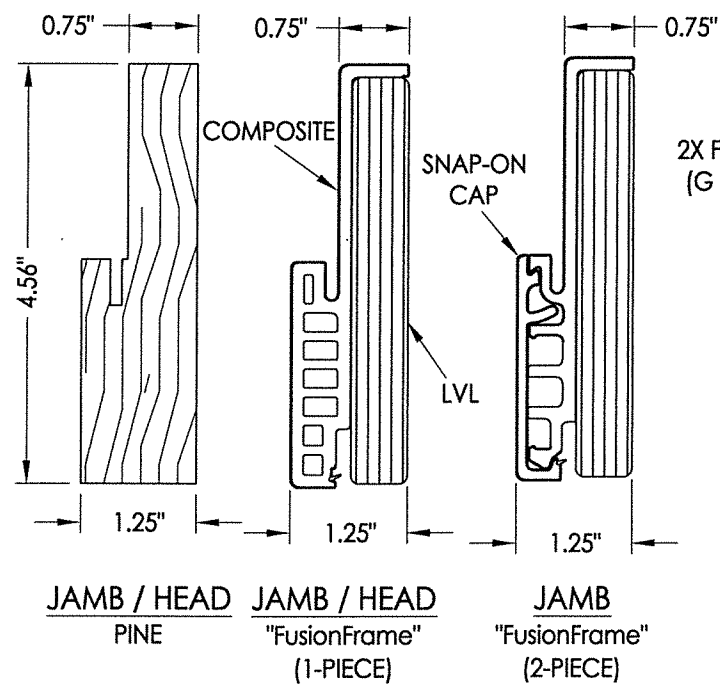
R:\Clients\Endura PERMANENT\B - Texas Dept of Ins\TDI - DR-705 Masonite FG NIC - Drawings\REV 2018 IBC\TX-4432-33.dwg, 1-5




**2** VERTICAL CROSS SECTION  
5 Outswing shown - inswing also approved



**3** VERTICAL CROSS SECTION  
5 Outswing shown - inswing also approved



**1** HORIZONTAL CROSS SECTION  
5 Inswing shown - Outswing also approved



Documents Prepared By: Lyndon F. Schmidt, P.E.  
TEXAS P.E. #104123

**RW** BUILDING CONSULTANTS, INC.  
P.O. Box 230 Valrico FL 33595  
Phone No.: 813.659.9197

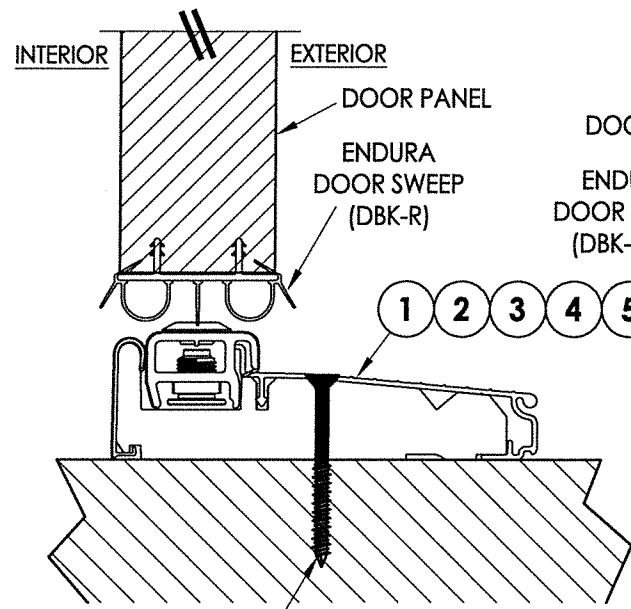
TEXAS BOARD OF PROFESSIONAL ENGINEERS  
CERTIFICATE OF REGISTRATION # F-11852

PRODUCT:	ENDURA
PART OR ASSEMBLY:	HORIZONTAL CROSS SECTIONS

NO.	DATE	BY	REVISIONS
3	10/23/19	LFS	ADD "FusionFrame" OPTION & UPDATE TO 2018 IBC/IRC CODE
2	10/20/16	LFS	ADDED THRESHOLDS
1	5/07/15	LFS	ADD NEW ASTRAGAL PIN CAPTURE

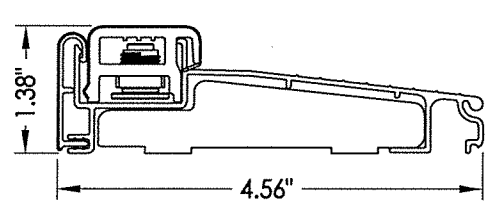
DATE:	1/16/14
SCALE:	N.T.S.
DWG. BY:	JK
CHK. BY:	LFS
DRAWING NO.:	TX-4432
SHEET	5 OF 7

R:\Clients\Endura PERMANENT\B - Texas Dept of Ins\TDI - DR-705 Masonite FG NIC - Drawings\REV 2018 IBC\TX-4432-33.dwg, 1-6

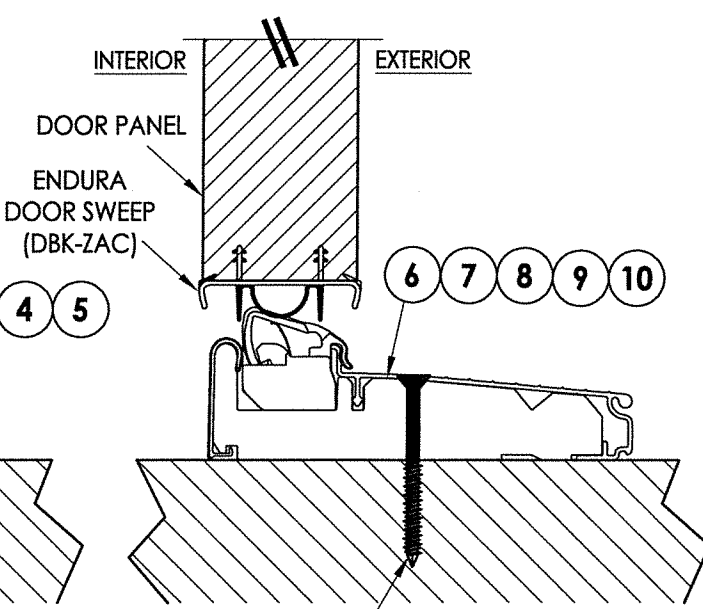


#10 X 2.5" PFH WOOD SCREW OR  
1/4" X 2-3/4" ELCO OR ITW CONCRETE SCREW

**1 VERTICAL CROSS SECTION**  
6 Inswing Adjustable Threshold

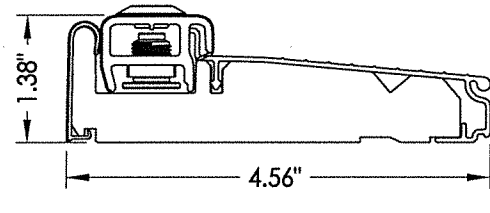


**1 INSWING ADJUSTABLE THRESHOLD**  
ZAIL4565

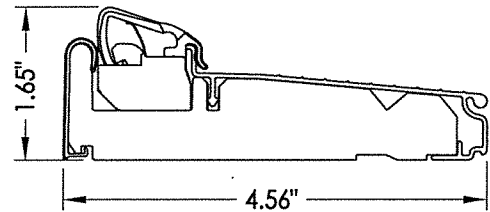


#10 X 2.5" PFH WOOD SCREW OR  
1/4" X 2-3/4" ELCO OR ITW CONCRETE SCREW

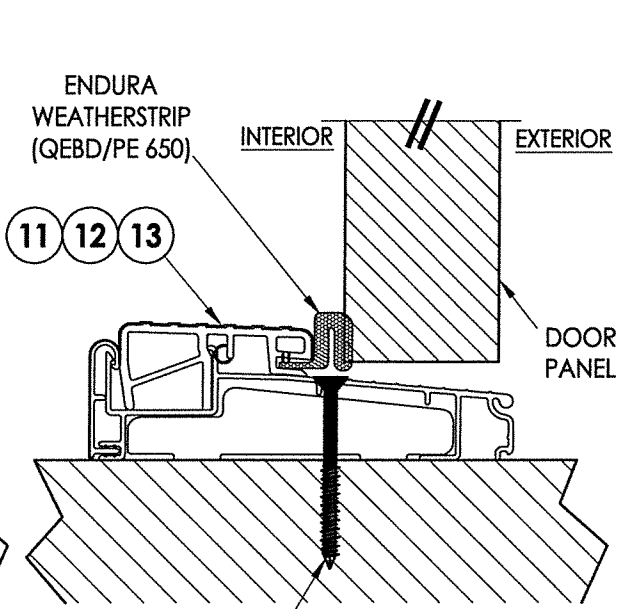
**2 VERTICAL CROSS SECTION**  
6 Inswing Articulating Threshold  
w/ Pin Capture



**2 INSWING ADJUSTABLE THRESHOLD**  
ZAI4565FN

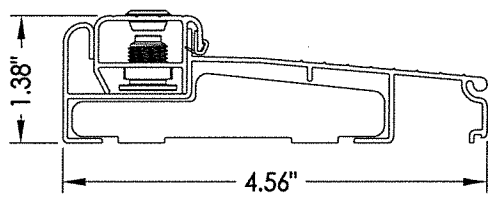


**7 INSWING ARTICULATING THRESHOLD**  
ZAC4565FN

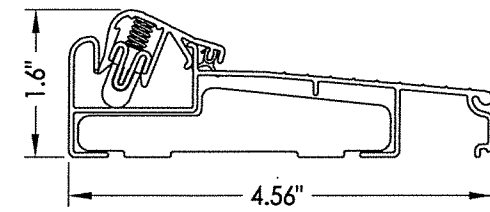


#10 X 2.5" PFH WOOD SCREW OR  
1/4" X 2-3/4" ELCO OR ITW CONCRETE SCREW

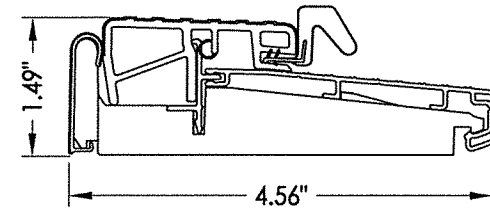
**3 VERTICAL CROSS SECTION**  
6 Outswing Bump Threshold



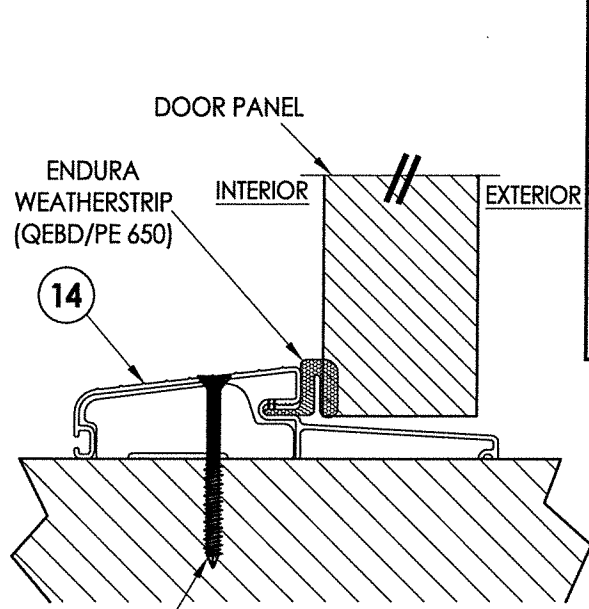
**3 INSWING ADJUSTABLE THRESHOLD**  
ZAILAA4565



**8 INSWING ARTICULATING THRESHOLD**  
ZACLAA4565

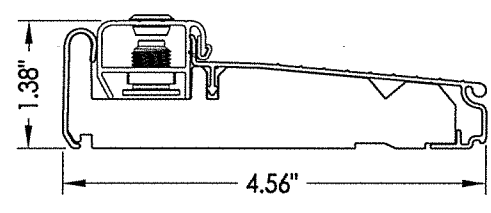


**13 OUTSWING THRESHOLD**  
ZOB4565RDS

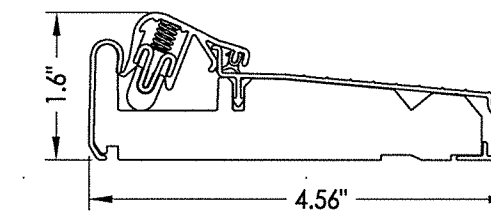


#10 X 2.5" PFH WOOD SCREW OR  
1/4" X 2-3/4" ELCO OR ITW CONCRETE SCREW

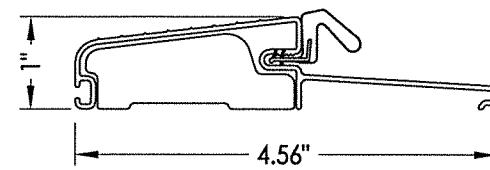
**4 VERTICAL CROSS SECTION**  
6 Outswing Bump Threshold




**4 INSWING ADJUSTABLE THRESHOLD**  
ZAI4565FN



**9 INSWING ARTICULATING THRESHOLD**  
ZACAA4565FN



**14 OUTSWING THRESHOLD**  
FOB4566



Documents Prepared By: Lyndon F. Schmidt, P.E.  
TEXAS P.E. #104123

**RW** BUILDING CONSULTANTS, INC.  
P.O. Box 230 Valrico FL, 33595  
Phone No.: 813.659.9197  
TEXAS BOARD OF PROFESSIONAL ENGINEERS  
CERTIFICATE OF REGISTRATION # F-11852

PRODUCT: ENDURA  
PART OR ASSEMBLY: VERTICAL CROSS SECTIONS

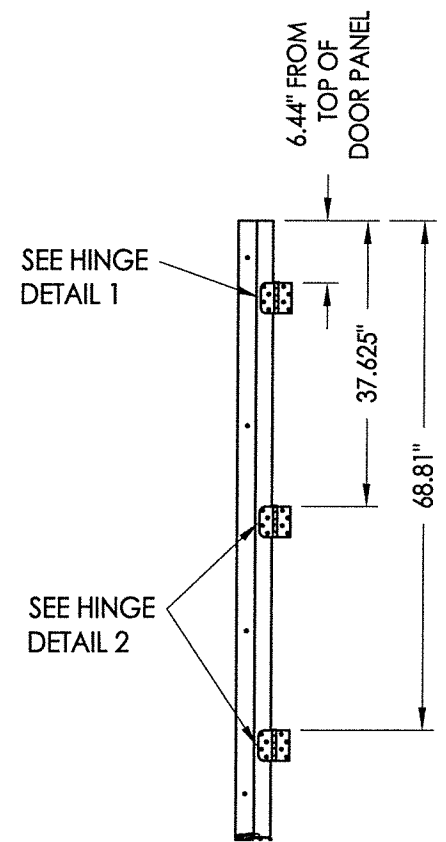
NO.	DATE	REVISIONS
3	10/23/19	ADD "FusionFrame" OPTION & UPDATE TO 2018 IBC/IRC CODE
2	10/20/16	ADDED THRESHOLDS
1	5/07/15	ADD NEW ASTRAGAL PIN CAPTURE

DATE: 1/16/14  
SCALE: N.T.S.  
DWG. BY: JK  
CHK. BY: LFS  
DRAWING NO.: TX-4432  
SHEET 6 OF 7

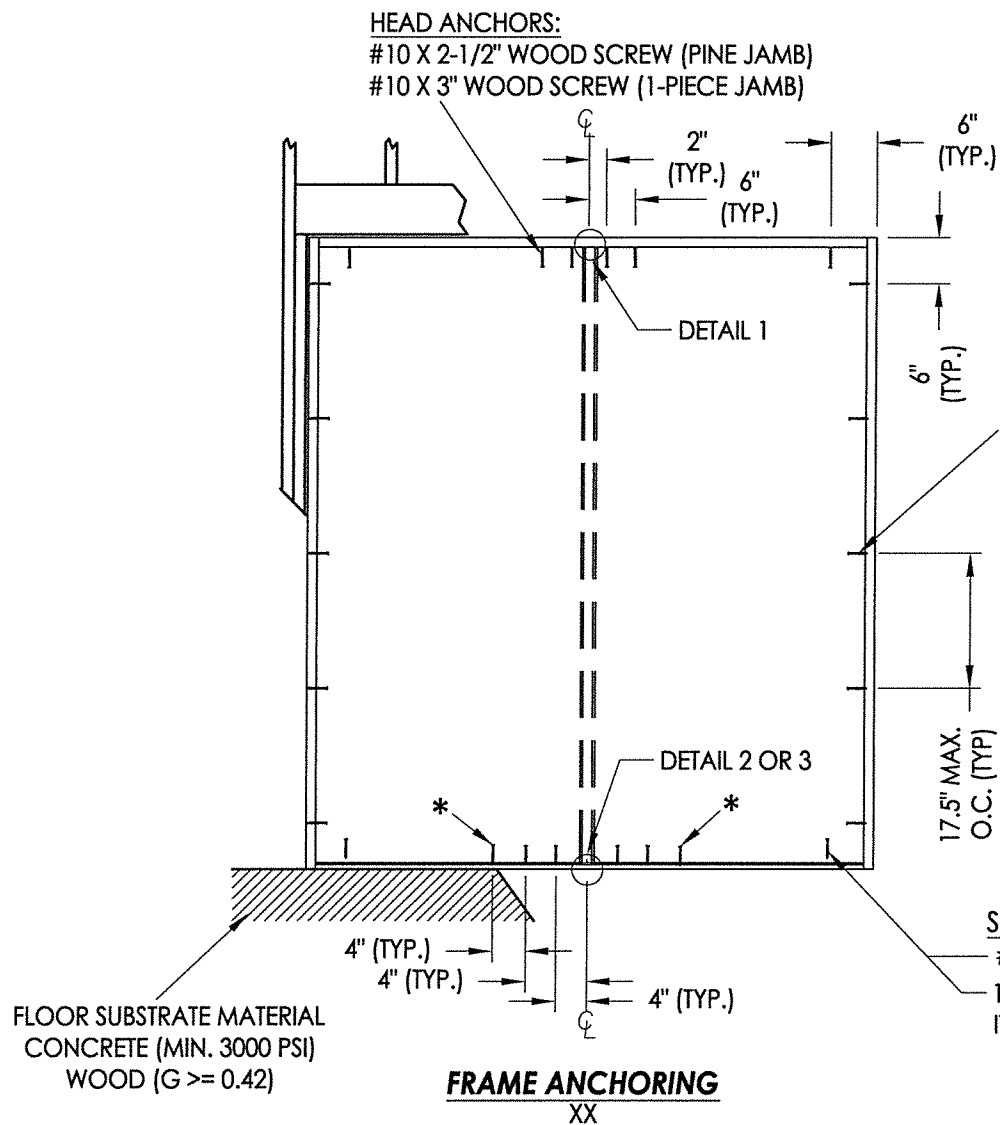
© 2014 R.W. BUILDING CONSULTANTS INC.



R:\Clients\Endura PERMANENT\B - Texas Dept of Ins\TDI - DR-705 Masonite FG N\C - Drawings\REV 2018 IBC\TX-4432-33.dwg, 1-7



**HINGE JAMB**



\*NOTE: Outside anchors are required for D.P. > 50 PSF.

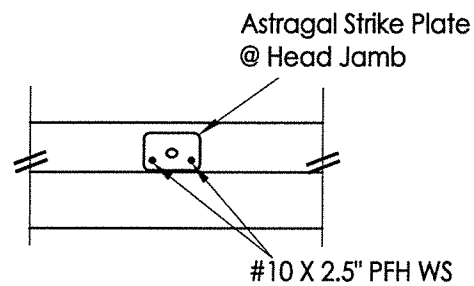
**JAMB NOTES:**

THE PINE OR "FusionFrame" 1-PIECE JAMB MAY BE INSTALLED @ THE HEAD OR SIDE JAMB.  
THE FusionFrame" 2-PIECE JAMB MAY BE INSTALLED @ THE SIDE JAMBS ONLY.

**CONCRETE ANCHOR NOTES:**

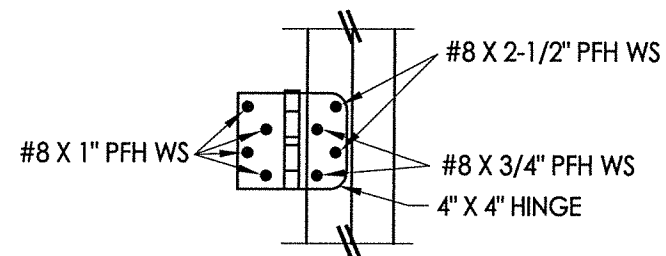
1. Concrete anchor locations at the corners may be adjusted to maintain the min. edge distance to mortar joints.
2. Concrete anchor locations noted as "MAX. ON CENTER" must be adjusted to maintain the min. edge distance to mortar joints, additional concrete anchors may be required to ensure the "MAX. ON CENTER" dimension are not exceeded.
3. Concrete anchor table:

ANCHOR TYPE	ANCHOR SIZE	MIN. EMBEDMENT	MIN. CLEARANCE TO MASONRY EDGE	MIN. CLEARANCE TO ADJACENT ANCHOR
ITW TAPCON®	1/4"	1-3/4"	1-1/2"	4"
ELCO ULTRACON®	1/4"	1-3/4"	1"	4"

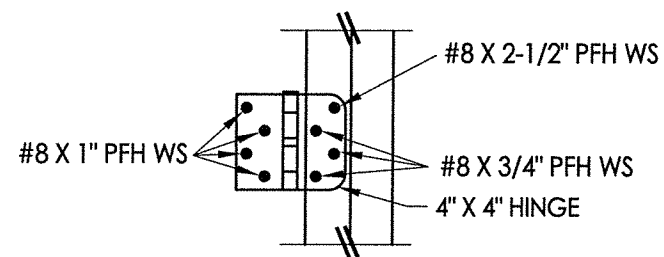


**DETAIL 1**


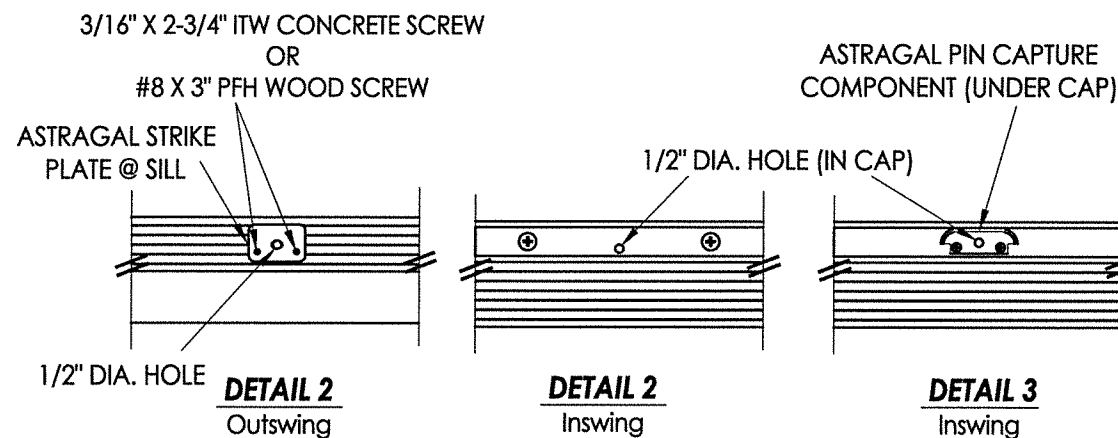
**JAMB ANCHORS:**  
#10 X 2-1/2" WOOD SCREW (PINE/2-PIECE JAMB)  
#10 X 3" WOOD SCREW (1-PIECE JAMB)



**HINGE DETAIL 1**



**HINGE DETAIL 2**



Documents Prepared By: Lyndon F. Schmidt, P.E.  
TEXAS P.E. #104123  
**RW** BUILDING CONSULTANTS, INC.  
P.O. Box 230 Valrico FL, 33595  
Phone No.: 813.659.9197  
TEXAS BOARD OF PROFESSIONAL ENGINEERS  
CERTIFICATE OF REGISTRATION # F-11852

PRODUCT: ENDURA  
PART OR ASSEMBLY: FRAME ANCHORING

NO.	DATE	REVISIONS
3	10/23/19	ADD "FusionFrame" OPTION & UPDATE TO 2018 IBC/IRC CODE
2	10/20/16	ADDED THRESHOLDS
1	5/07/15	ADD NEW ASTRAGAL PIN CAPTURE

DATE: 1/16/14  
SCALE: N.T.S.  
DWG. BY: JK  
CHK. BY: LFS  
DRAWING NO.: TX-4432  
SHEET 7 OF 7