


FRAME ANCHORING



Documents Prepared By: Lyndon F. Schmidt, P.E.
TEXAS P.E. #104123

RW BUILDING CONSULTANTS, INC.
P.O. Box 230 Valrico FL 33595
Phone No.: 813.659.9197

TEXAS BOARD OF PROFESSIONAL ENGINEERS
CERTIFICATE OF REGISTRATION # F-11852

PRODUCT: 400/500 SERIES SLIDING PATIO DOORS

PART OR ASSEMBLY: FRAME ANCHORING

NO.	DATE	BY
1	6/10/20	LFS
REVISIONS		

DATE: 9/4/14

SCALE: N.T.S.

DWG. BY: JK

CHK. BY: LFS


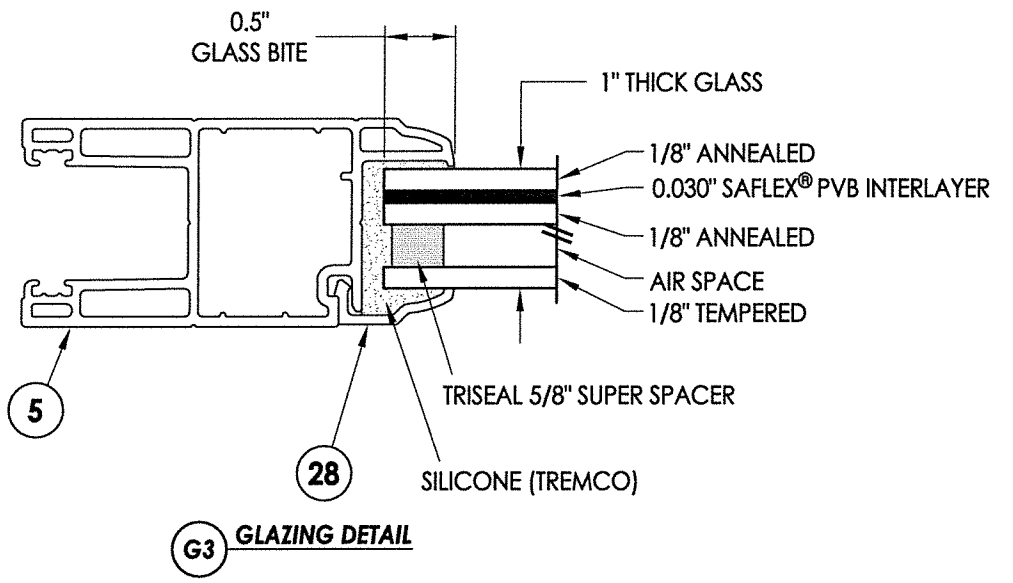
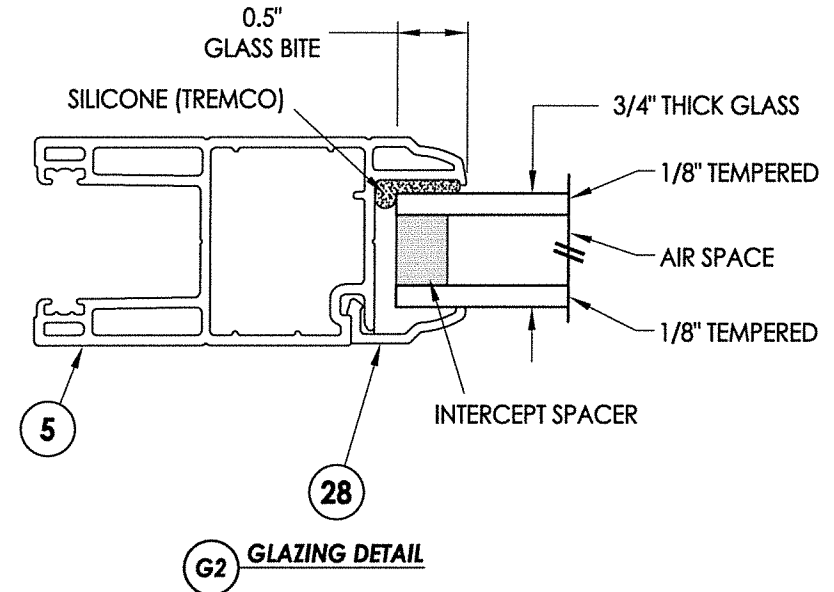
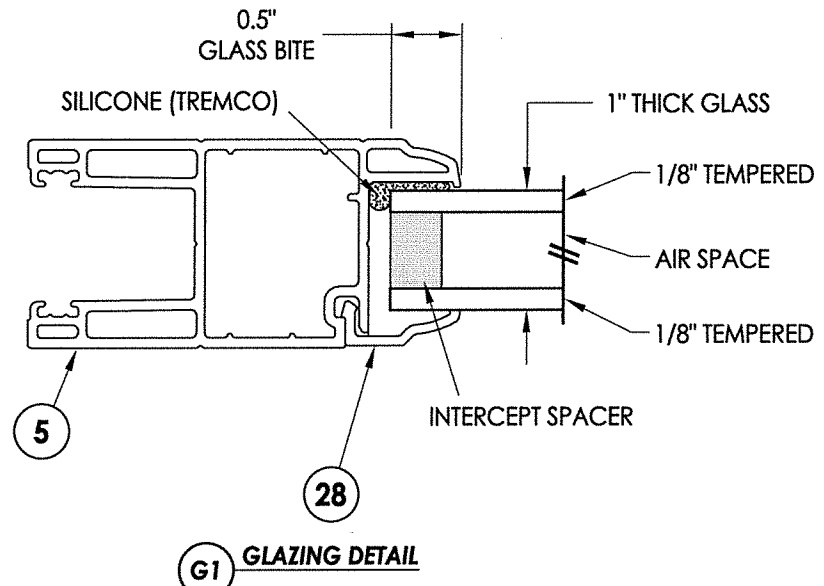
DRAWING NO.: TX-4466

SHEET 3 OF 5

CONCRETE ANCHOR NOTES:

1. Concrete anchor locations at the corners may be adjusted to maintain the min. edge distance to mortar joints.
2. Concrete anchor locations noted as "MAX. ON CENTER" must be adjusted to maintain the min. edge distance to mortar joints, additional concrete anchors may be required to ensure the "MAX. ON CENTER" dimension are not exceeded.
3. Concrete anchor table:

ANCHOR TYPE	ANCHOR SIZE	MIN. EMBEDMENT	MIN. CLEARANCE TO MASONRY EDGE	MIN. CLEARANCE TO ADJACENT ANCHOR
ITW TAPCON®	1/4"	1-3/4"	1-1/2"	4"
ELCO ULTRACON®	1/4"	1-3/4"	2-1/2"	3"



Documents Prepared By: Lyndon F. Schmidt, P.E.
 TEXAS P.E. #104123

RW BUILDING CONSULTANTS, INC.
 P.O. Box 230 Valrico FL 33595
 Phone No.: 813.659.9197

TEXAS BOARD OF PROFESSIONAL ENGINEERS
 CERTIFICATE OF REGISTRATION # F-11852

PRODUCT: 400/500 SERIES
 SLIDING PATIO DOORS

PART OR ASSEMBLY:
 GLAZING DETAILS

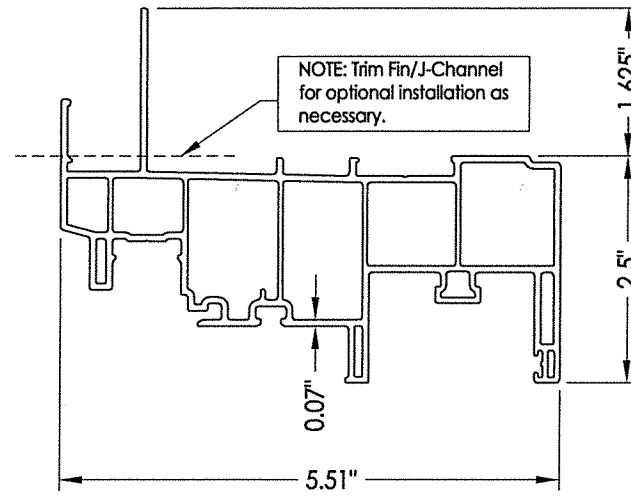
NO.	DATE	BY	REVISIONS
1	6/10/20	LFS	UPDATE TO 2018 IBC/IRC

DATE: 9/4/14
 SCALE: N.T.S.
 DWG. BY: JK
 CHK. BY: LFS
 DRAWING NO.: TX-4466
 SHEET 4 OF 5

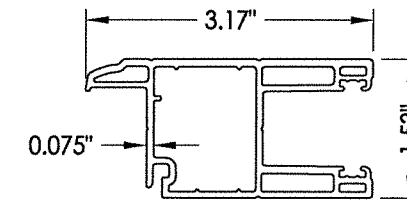
BILL OF MATERIALS

ITEM #	DESCRIPTION	MATERIAL
B	2X FRAMING (SG >= 0.42)	WOOD
C	1/4" MAX. SHIM SPACE	-
F	#10 PPH WOOD SCREW (1-3/8" MIN. EMBEDMENT REQ'D INTO WOOD)	STEEL
G	1/4" ELCO OR ITW CONCRETE SCREW (1-3/4" MIN. EMBEDMENT REQ'D. INTO CONCRETE)	STEEL
1	FRAME*	PVC
2	STILE/RAIL*	PVC
3	WEATHERSTRIP (SCHLEGEL #HF-7522-270)	-
4	GLAZING BEAD*	PVC
5	INTERLOCK*	PVC
6	JAMB TRACK*	PVC
7	WEATHERSTRIP (SCHLEGEL #PB-8420-187)	-
8	#8 X 2" PAN HEAD QUADREX SCREW	STEEL
9	FIXED SUPPORT PANEL*	PVC
10	STILE REINFORCEMENT	STEEL
11	STILE REINFORCEMENT	STEEL
12	HEAD TRACK*	PVC
19	#8 X 5/8" PAN HEAD, SQUARE, SELF-DRILLING SCREW	STEEL
20	TANDEM WHEEL (TRUTH)	-
21	TANDEM WHEEL SHIM*	PVC
22	INSECT STOP	-
23	SCREEN	-
24	SLIDING PANEL RAIL	ALUM
25	OPERATING PANEL SUPPORT*	PVC
26	FIXED SASH ANCHOR BLOCK	-
27	FIXED PANEL SUPPORT*	PVC
39	HANDLE KIT	STEEL
40	MORTISE LOCK KIT/KEEPER	S.S.

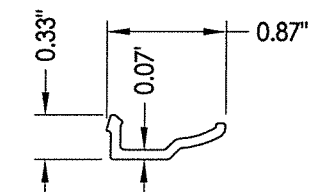
* THE APPROVED WHITE RIGID PVC EXTERIOR EXTRUSIONS FOR WINDOWS ARE TO BE PRODUCED BY EXTRUDERS LICENSEES IN "CERTIFICATION PROGRAMS FOR RIGID PVC EXTRUSIONS".



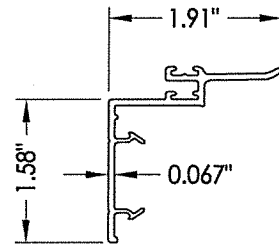
1 FRAME



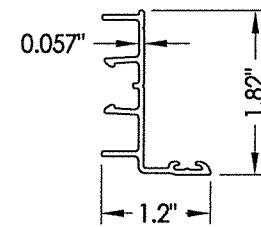
2 STILE/RAIL



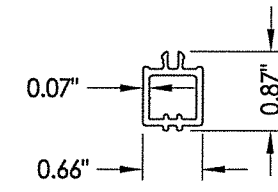
4 GLAZING BEAD



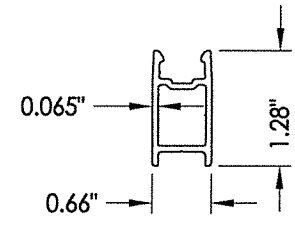
5 INTERLOCK



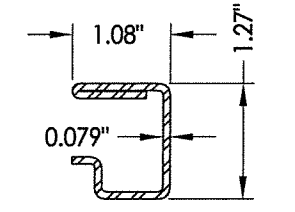
6 JAMB TRACK



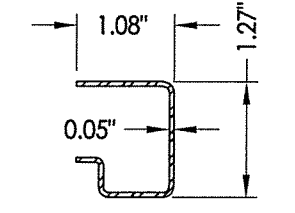
9 FIXED SUPPORT PANEL



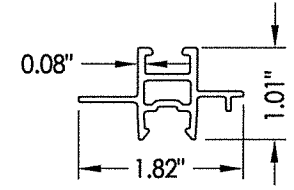
12 HEAD TRACK



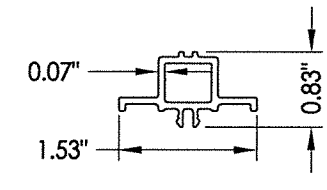
10 STILE REINFORCEMENT




11 STILE REINFORCEMENT



25 OPERATING PANEL SUPPORT



27 FIXED PANEL SUPPORT



Documents Prepared By: Lyndon F. Schmidt, P.E.
TEXAS P.E. #104123

RW BUILDING CONSULTANTS, INC.
P.O. Box 230 Valrico FL, 33595
Phone No.: 813.659.9197
TEXAS BOARD OF PROFESSIONAL ENGINEERS
CERTIFICATE OF REGISTRATION # F-11852

PRODUCT: 400/500 SERIES
SLIDING PATIO DOORS
PART OR ASSEMBLY:
BILL OF MATERIALS
& COMPONENTS

NO.	DATE	BY	REVISIONS
1	6/10/20	LFS	UPDATE TO 2018 IBC/IRC

DATE: 9/4/14
SCALE: N.T.S.
DWG. BY: JK
CHK. BY: LFS
DRAWING NO.: TX-4466
SHEET 5 OF 5