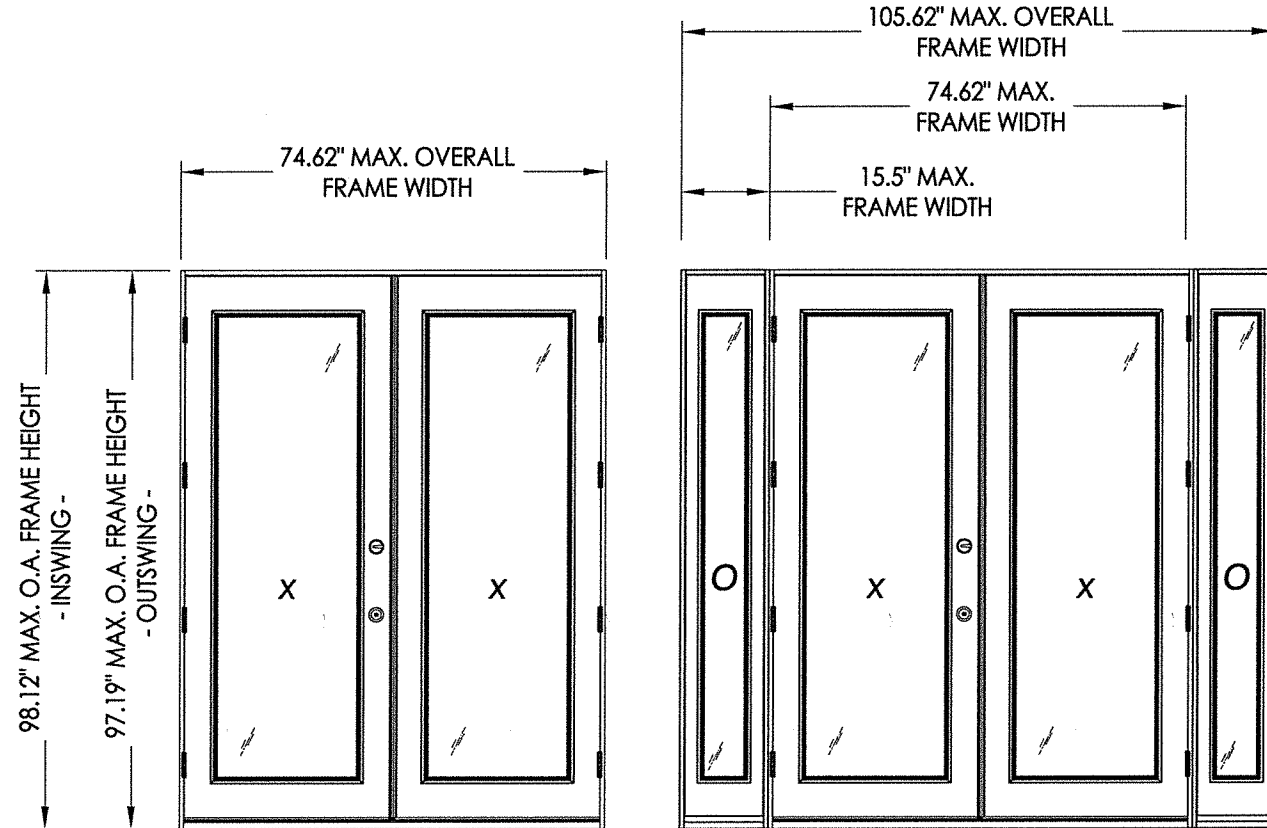


"Smooth-Star", "Fiber-Classic" & "Classic-Craft"

Glazed Fiberglass Double Door w/ or w/out Sidelites

INSWING / OUTSWING "Non-Impact"



EVALUATED FOR USE IN THE STATE OF TEXAS

The Fiberglass Door system described herein complies with the 2018 International Residential Code (IRC), Sections R301 & R609 and the 2018 International Building Code (IBC), Sections 1404.13, 1609, 1709.5, 2403 and 2404 subject to the following conditions:

1. Anchors shall be as listed and spaced as shown in the details. Anchor embedment to base material shall be beyond wall dressing or stucco.
2. When used in areas requiring wind-borne debris protection this product is required to be protected with an impact resistant covering that complies with Section R301.2.1.2 of the IRC and Section 1609.1.2 of the IBC.
3. Allowable design pressure requirements must be equal to or less than the design pressure rating shown in the design pressure chart, sheet 1 of this drawing.
4. Conditions not covered by this drawing are subject to further engineering analysis.
5. Fiber-Classic and Smooth-Star Door and Sidelite panels require the use of "J" part numbers. These door and sidelite panels must be stained or painted within six months of installation.

TABLE OF CONTENTS

SHEET #	DESCRIPTION
1	Typical elevations, design pressures & general notes
2	Door panel & glazing detail (Smooth Star/Fiber Classic)
3	Door panel & glazing detail (Smooth Star/Fiber Classic)
4	Door panel & glazing detail (Classic Craft)
5	Sidelite panel & glazing detail (Smooth Star/Fiber Classic)
6	Sidelite panel & glazing detail (Classic Craft)
7	Elevations
8	Horizontal cross sections
9	Vertical cross sections
10	Vertical cross sections
11	Frame anchoring
12	Astragal details
13	Bill of materials and components

CONFIGURATION	MAX. FRAME DIMENSION	SWING	DESIGN PRESSURE (PSF)	
			POSITIVE	NEGATIVE
XX	74.62" x 98.12"	INSWING	+30.0	-35.0
	74.62" x 97.19"	OUTSWING	+30.0	-30.0
OXXO	105.62" x 98.12"	INSWING	+30.0	-35.0
	105.62" x 97.19"	OUTSWING	+30.0	-30.0

Documents Prepared By: Lyndon F. Schmidt, P.E.
TEXAS P.E. #104123

RW BUILDING CONSULTANTS, INC.
P.O. Box 230 Valrico FL 33595
Phone No.: 813.659.9197

TEXAS BOARD OF PROFESSIONAL ENGINEERS
CERTIFICATE OF REGISTRATION # F-11852

PRODUCT: THERMA-TRU FIBERGLASS DOOR

PART OR ASSEMBLY: TYPICAL ELEVATION, DESIGN PRESSURES & GENERAL NOTES

NO.	DATE	REVISIONS
4	5/14/20	UPDATE TO 2018 IBC/IRC CODE
3	9/05/18	REVISED LITE SCREW SPACING
2	7/22/15	ADDED GENERAL NOTE 5.
1	3/14/13	Revise Astragal Strike Detail

DATE: 10/08/12

SCALE: N.T.S.

DWG. BY: JK

CHK. BY: LFS

DRAWING NO.: TX-4265

SHEET 1 OF 13

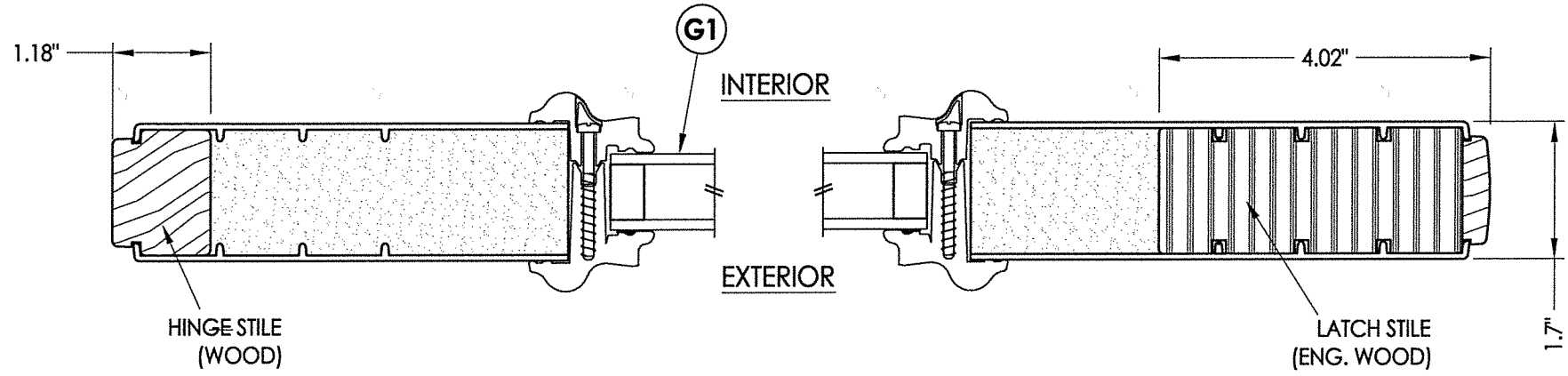
R:\Clients\Therma Tru PERMANENT\B - Texas Dept of Ins\TDI - DR 602 - 68 - 80 Glazed FG NonImp IS - OS Sgls Dbls w SLIC - Drawings\TX-4265.dwg, 2.2



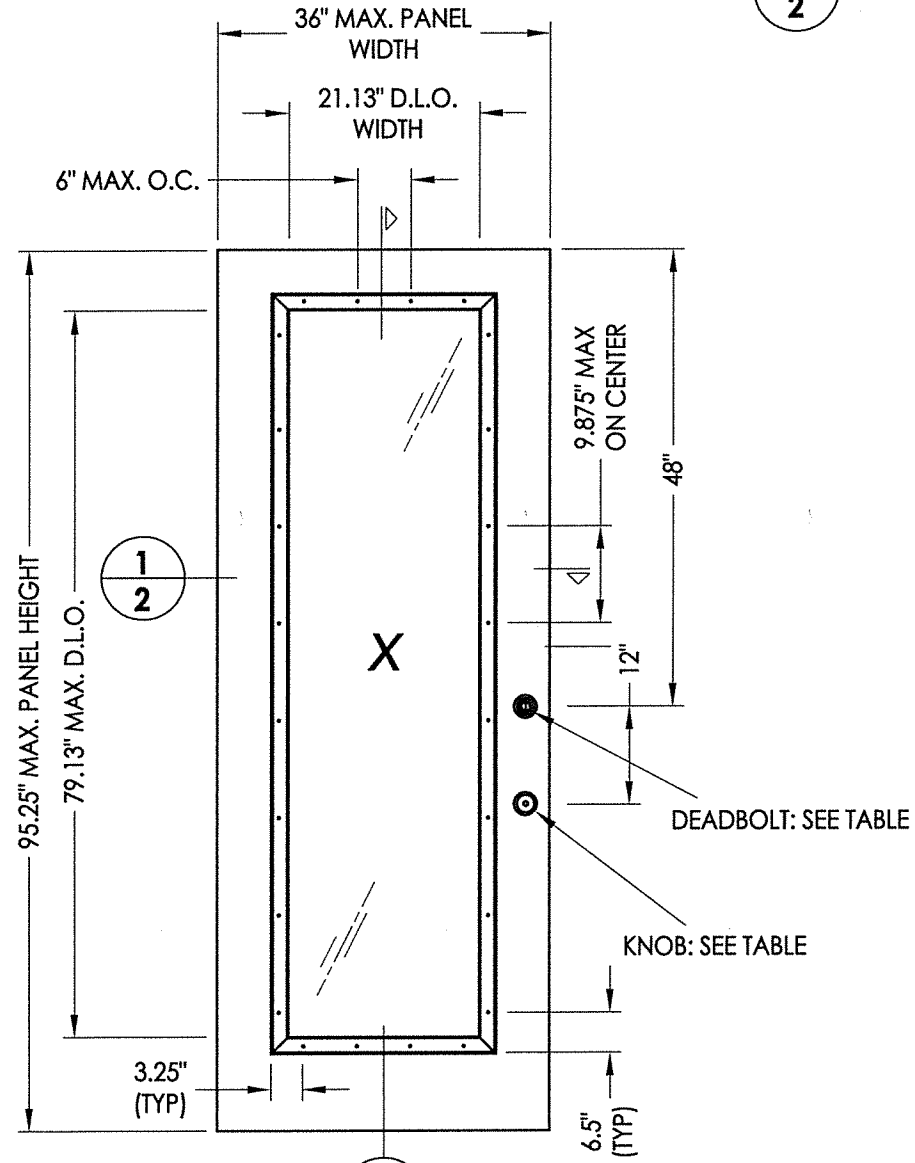
Documents Prepared By: Lyndon F. Schmidt, P.E.
TEXAS P.E. #104123

RW BUILDING CONSULTANTS, INC.
P.O. Box 230 Vairico FL 33595
Phone No.: 813.659.9197

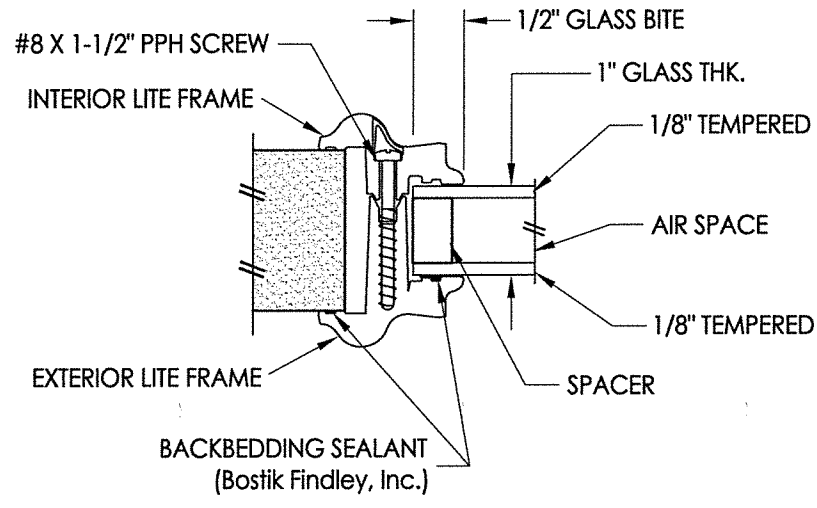
TEXAS BOARD OF PROFESSIONAL ENGINEERS
CERTIFICATE OF REGISTRATION # F-11852



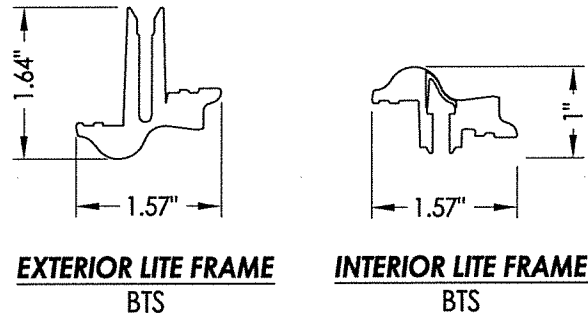
1
2 **HORIZONTAL CROSS SECTION**



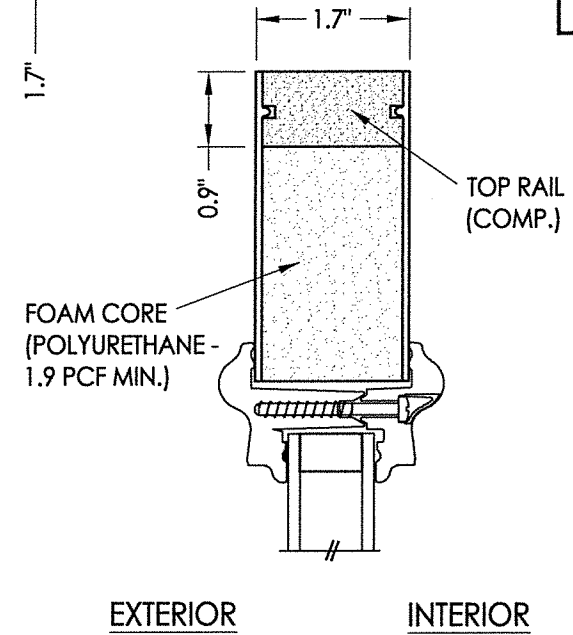
40 **DOOR PANEL**
Smooth Star/Fiber Classic



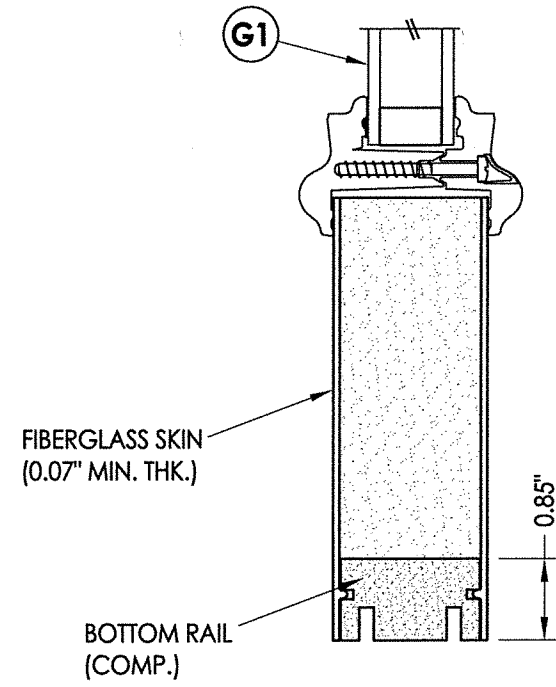
G1 **GLAZING DETAIL**
BTS Lip Lite Frame



HARDWARE TABLE	
MANUFACTURER	MODEL
KWIKSET	KNOB: SIGNATURE SERIES
	DEADBOLT: SIGNATURE SERIES (980)
SCHLAGE	KNOB: "F" SERIES
	DEADBOLT: "B" SERIES



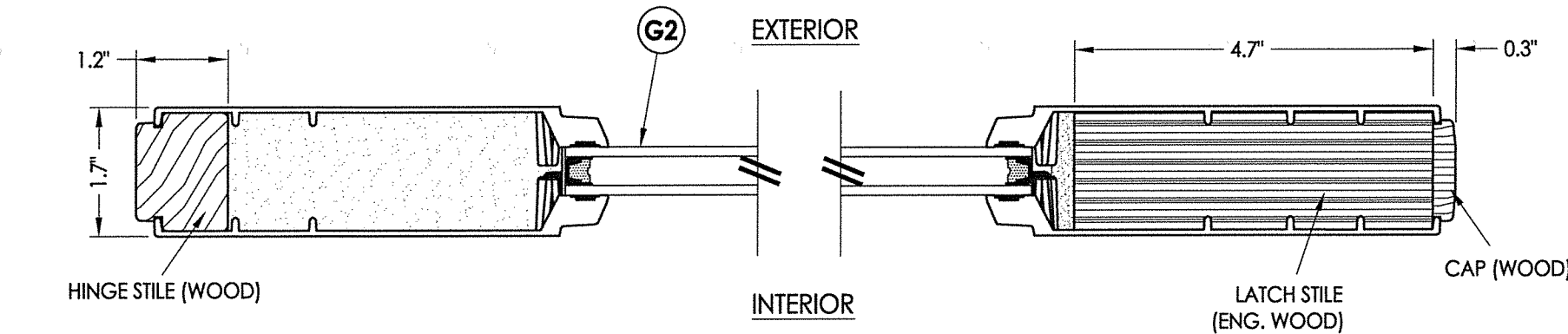
EXTERIOR **INTERIOR**



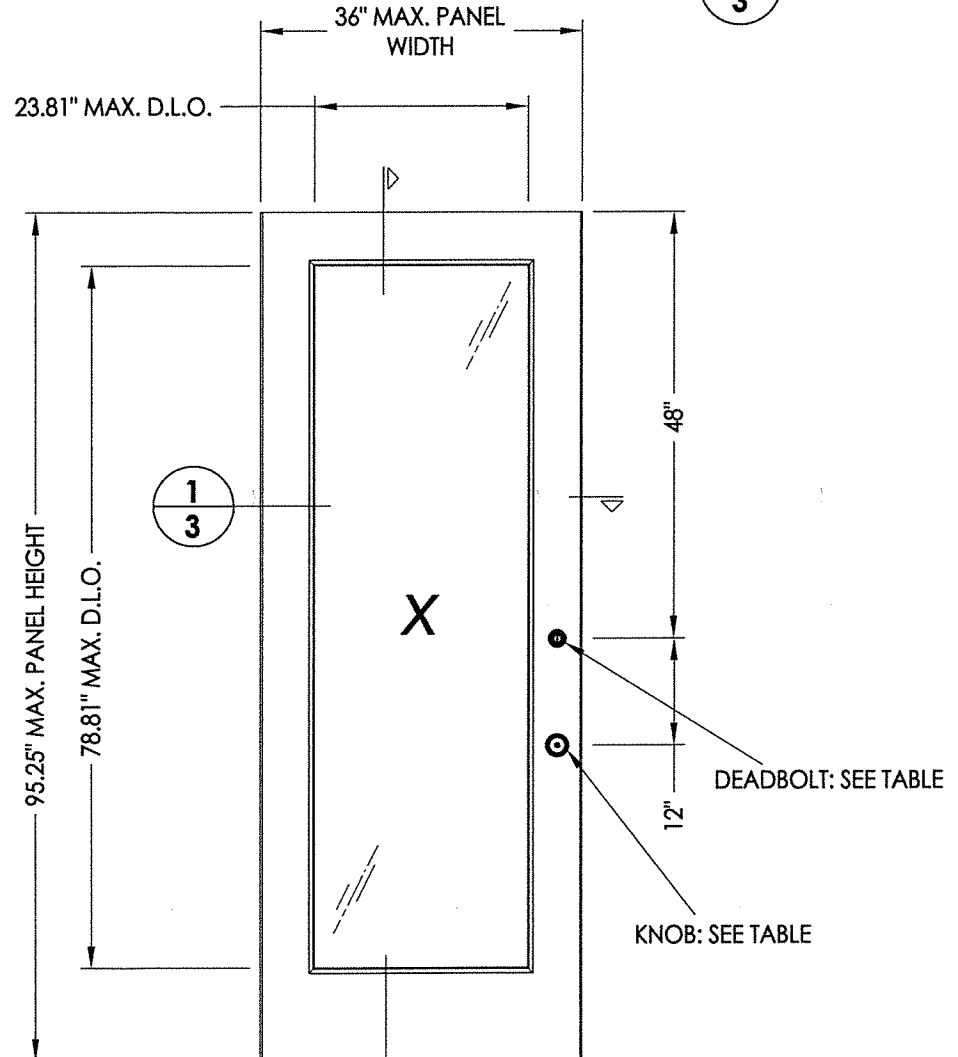
2
2 **VERTICAL CROSS SECTION**

PRODUCT: THERMA-TRU FIBERGLASS DOOR	
4	5/14/20 UPDATE TO 2018 IBC/IRC CODE
3	9/05/18 REVISED LITE SCREW SPACING
2	7/22/15 ADDED GENERAL NOTE 5.
1	3/14/13 Revise Astragal Strike Detail
NO.	DATE
REVISIONS	
DATE:	10/08/12
SCALE:	N.T.S.
DWG. BY:	JK
CHK. BY:	LFS
DRAWING NO.:	TX-4265
SHEET	2 OF 13

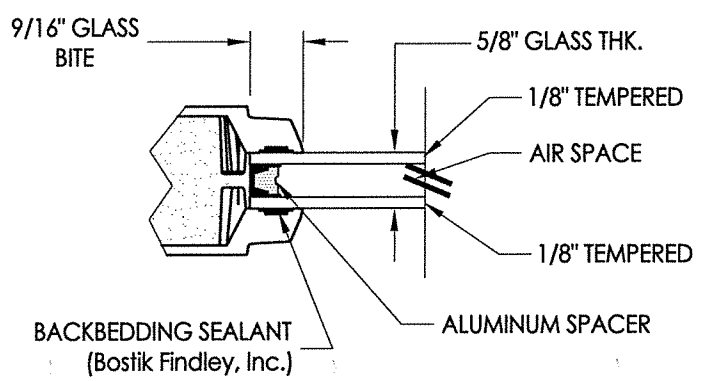
© 2012 R.W. BUILDING CONSULTANTS INC.



1
3 HORIZONTAL CROSS SECTION

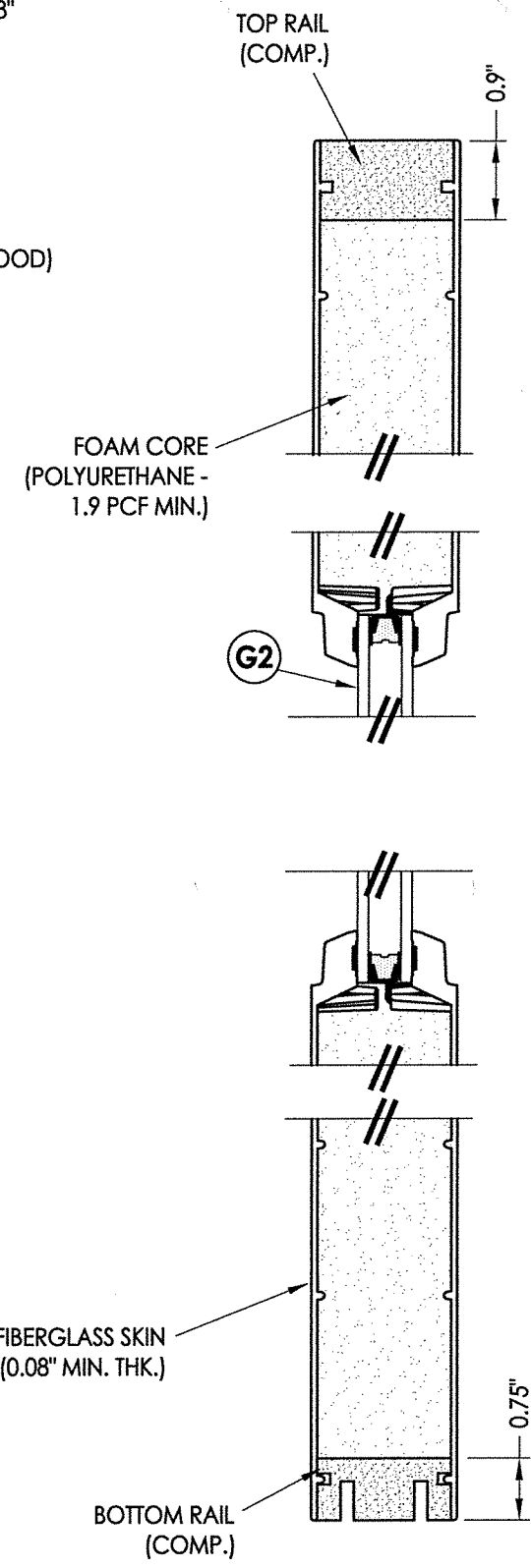


2
3
41 DOOR PANEL
Smooth Star/Fiber Classic




G2 GLAZING DETAIL
Flush Glazed

HARDWARE TABLE	
MANUFACTURER	MODEL
KWIKSET	KNOB: SIGNATURE SERIES DEADBOLT: SIGNATURE SERIES (980)
SCHLAGE	KNOB: "F" SERIES DEADBOLT: "B" SERIES



2
3 VERTICAL CROSS SECTION

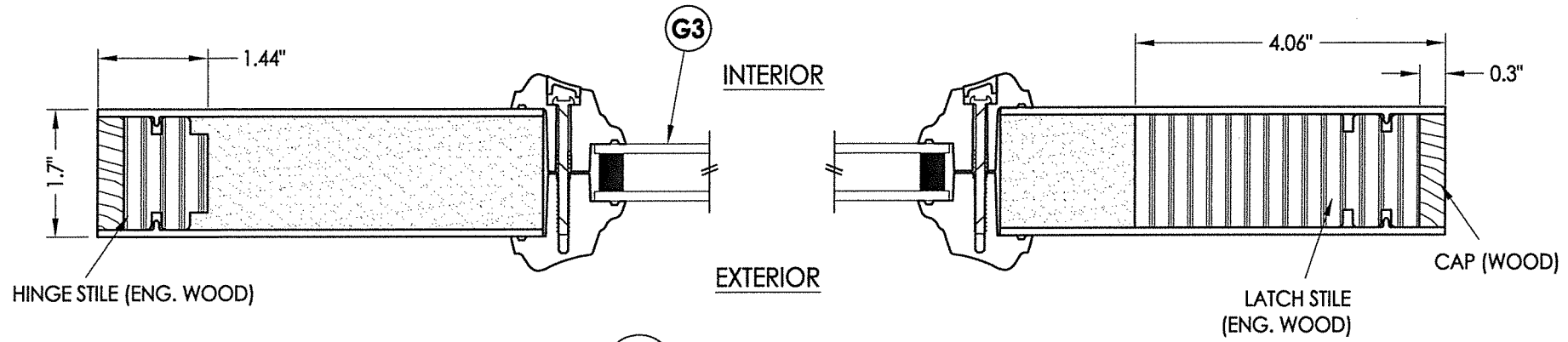


Documents Prepared By: Lyndon F. Schmidt, P.E.
TEXAS P.E. #104123
RW BUILDING CONSULTANTS, INC.
P.O. Box 230 Valrico FL 33595
Phone No.: 813.659.9197
TEXAS BOARD OF PROFESSIONAL ENGINEERS
CERTIFICATE OF REGISTRATION # F-11852

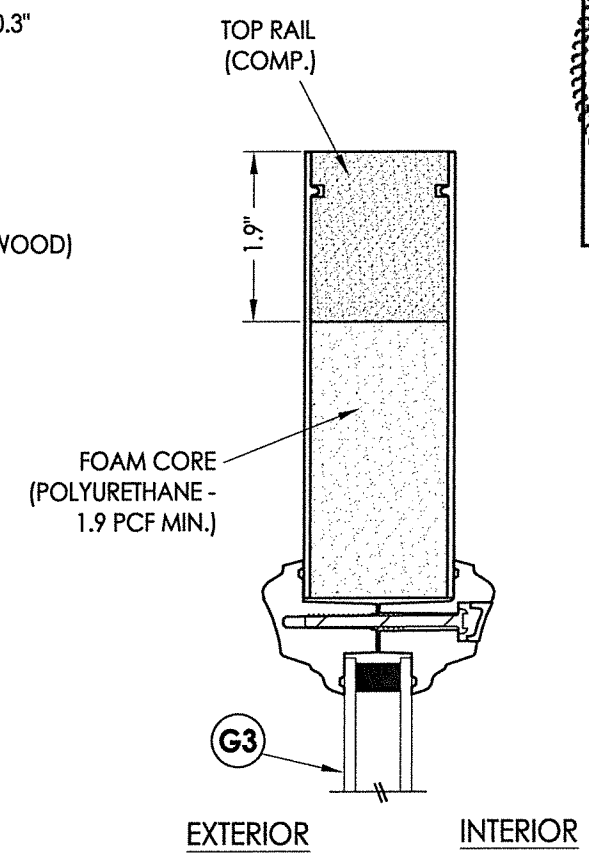
PRODUCT: THERMA-TRU
FIBERGLASS DOOR
PART OR ASSEMBLY:
DOOR PANEL & GLAZING DETAIL
(SMOOTH STAR/FIBER CLASSIC)

NO.	DATE	REVISIONS
4	5/14/20	UPDATE TO 2018 IBC/IRC CODE
3	9/05/18	REVISED LITE SCREW SPACING
2	7/22/15	ADDED GENERAL NOTE 5.
1	3/14/13	Revise Astragal Strike Detail
		NO. DATE


DATE: 10/08/12
SCALE: N.T.S.
DWG. BY: JK
CHK. BY: LFS
DRAWING NO.: TX-4265
SHEET 3 OF 13



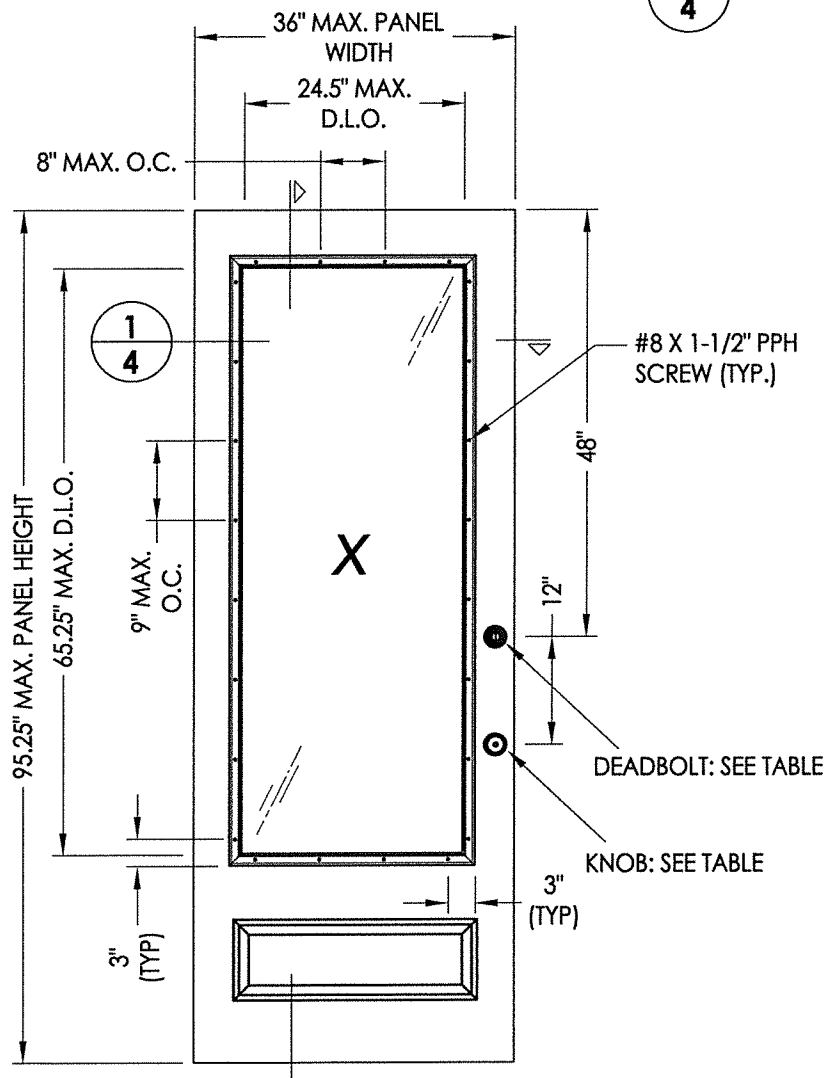
1
4 HORIZONTAL CROSS SECTION



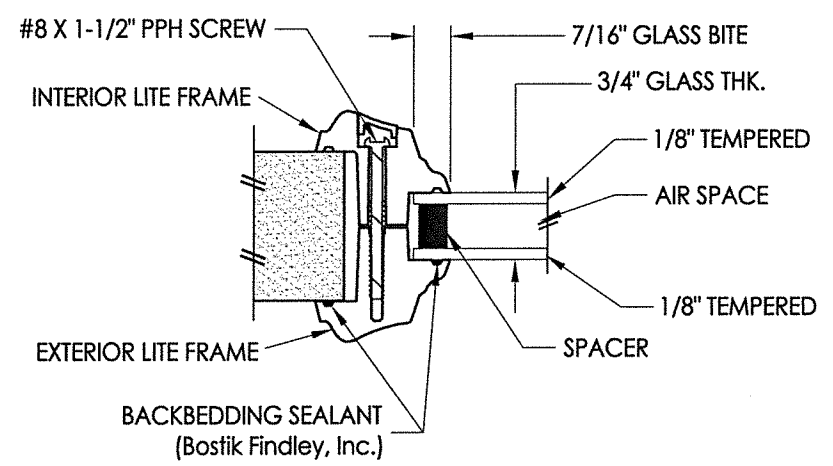
2
4 VERTICAL CROSS SECTION



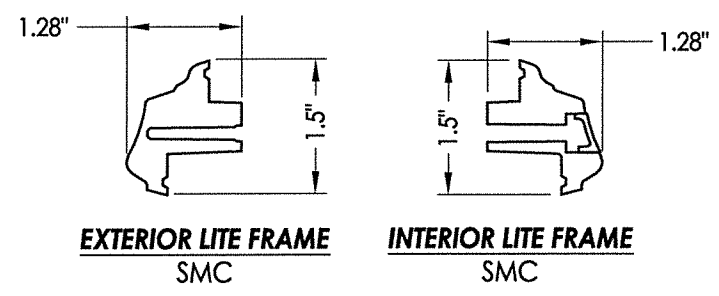
Documents Prepared By: Lyndon F. Schmidt, P.E.
TEXAS P.E. #104123
R.W. BUILDING CONSULTANTS, INC.
P.O. Box 230 Valrico FL 33595
Phone No.: 813.659.9197
TEXAS BOARD OF PROFESSIONAL ENGINEERS
CERTIFICATE OF REGISTRATION # F-11852



2
4 DOOR PANEL
Classic Craft

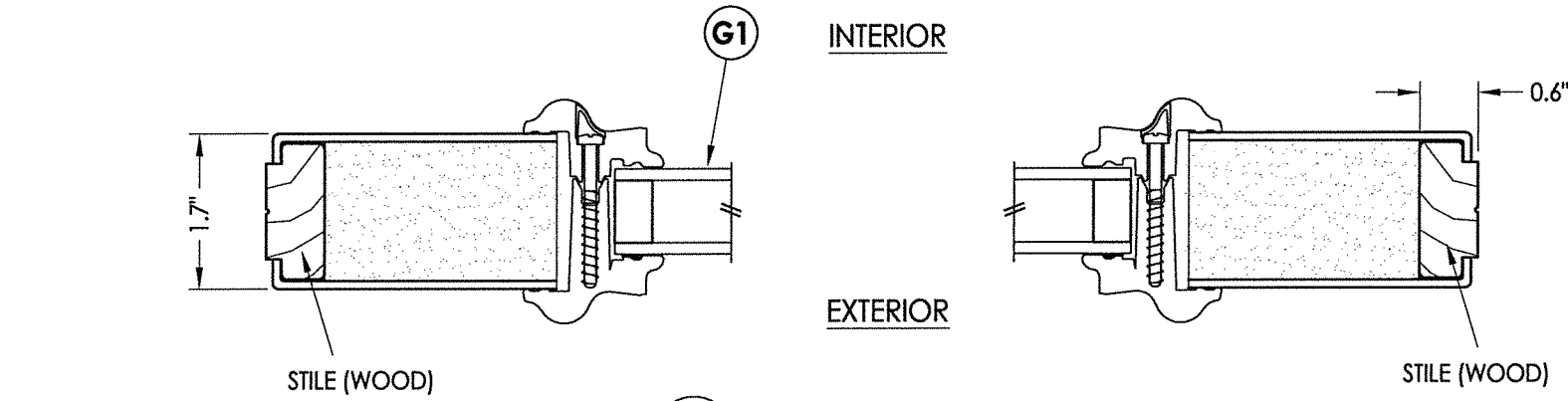


G3 GLAZING DETAIL
SMC Lip Lite Frame

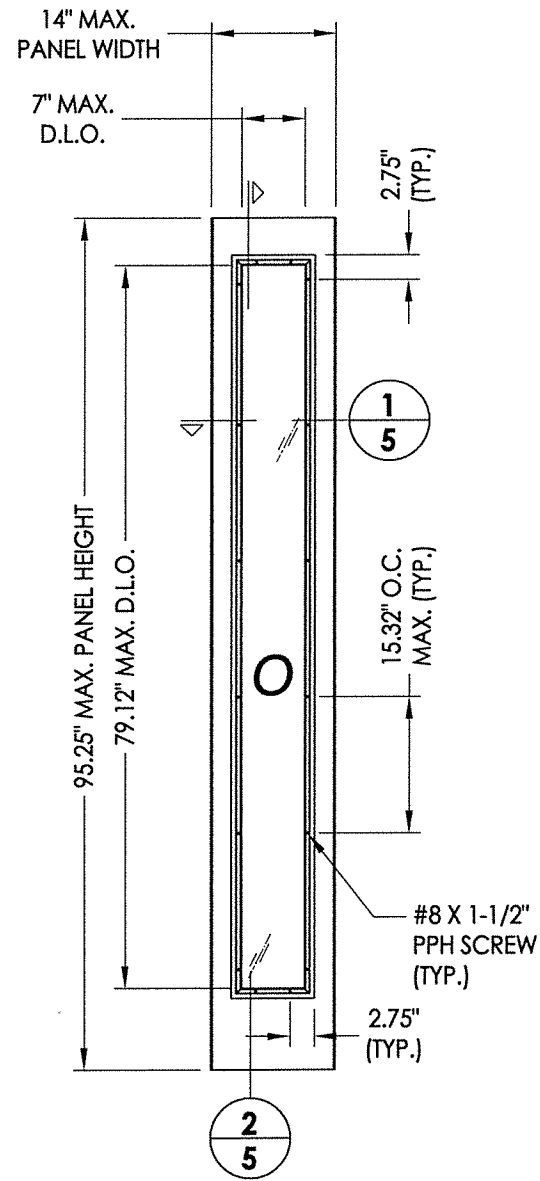


HARDWARE TABLE		
MANUFACTURER	MODEL	
KWIKSET	KNOB:	SIGNATURE SERIES
	DEADBOLT:	SIGNATURE SERIES (980)
SCHLAGE	KNOB:	"F" SERIES
	DEADBOLT:	"B" SERIES

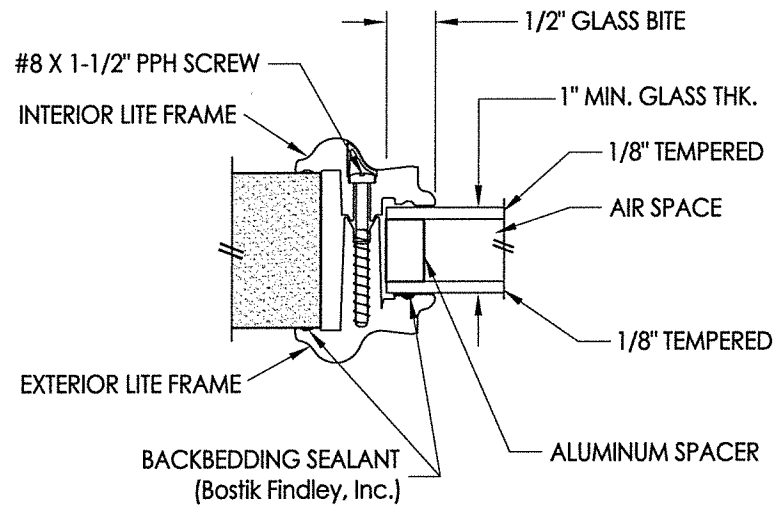
PRODUCT: THERMA-TRU FIBERGLASS DOOR	
PART OR ASSEMBLY: DOOR PANEL & GLAZING DETAIL (CLASSIC CRAFT)	
NO.	DATE
4	5/14/20
3	9/05/18
2	7/22/15
1	3/14/13
REVISIONS	
DATE: 10/08/12	
SCALE: N.T.S.	
DWG. BY: JK	
CHK. BY: LFS	
DRAWING NO.: TX-4265	
SHEET 4 OF 13	



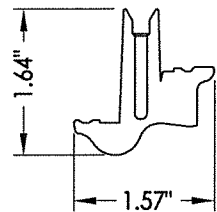
1
5 HORIZONTAL CROSS SECTION



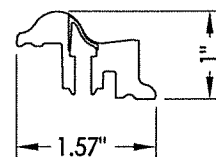
50 SIDELITE PANEL
Smooth Star/Fiber Classic



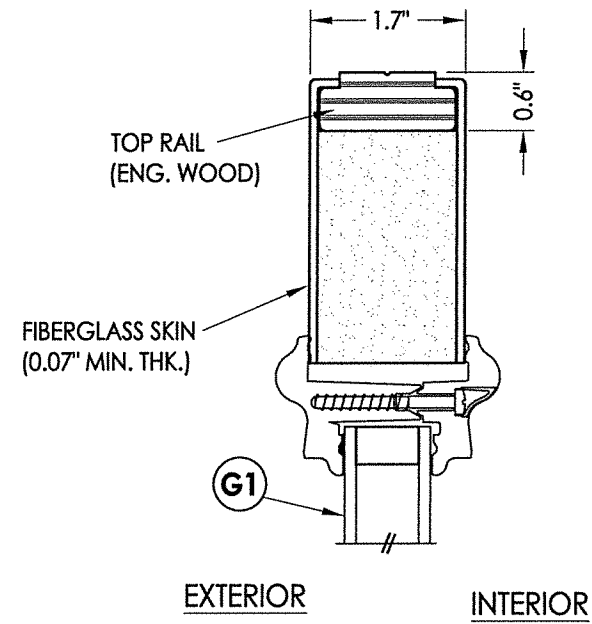
G1 GLAZING DETAIL
Lip Life Frame



EXTERIOR LITE FRAME
BTS




INTERIOR LITE FRAME
BTS



2
5 VERTICAL CROSS SECTION

FOAM CORE
(POLYURETHANE -
1.9 PCF MIN.)

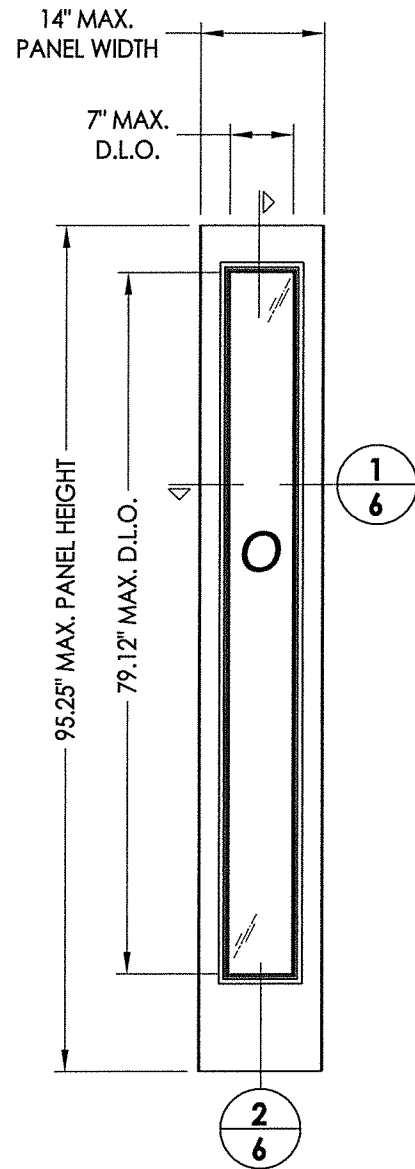
BOTTOM RAIL
(ENG. WOOD)



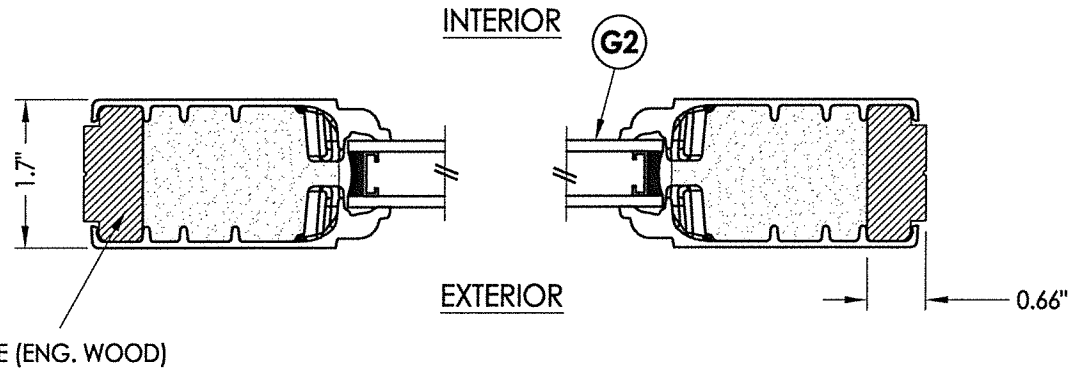
Documents Prepared By: Lyndon F. Schmidt, P.E.
TEXAS P.E. #104123
5.14.20

RW BUILDING CONSULTANTS, INC.
P.O. Box 230 Valrico FL 33595
Phone No.: 813.659.9197
TEXAS BOARD OF PROFESSIONAL ENGINEERS
CERTIFICATE OF REGISTRATION # F-11852

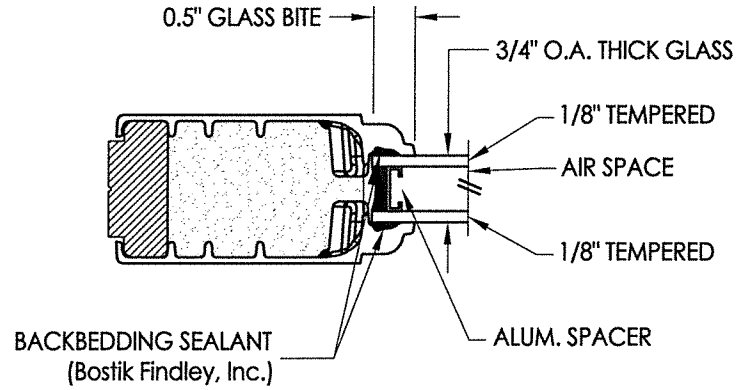
PRODUCT: THERMA-TRU FIBERGLASS DOOR		
PART OR ASSEMBLY: SIDELITE PANEL & GLAZING DETAIL (SMOOTH STAR/FIBER CLASSIC)		
NO.	DATE	BY
4	5/14/20	LFS
3	9/05/18	LFS
2	7/22/15	LFS
1	3/14/13	JK
REVISIONS		
DATE: 10/08/12		
SCALE: N.T.S.		
DWG. BY: JK		
CHK. BY: LFS		
DRAWING NO.: TX-4265		
SHEET 5 OF 13		



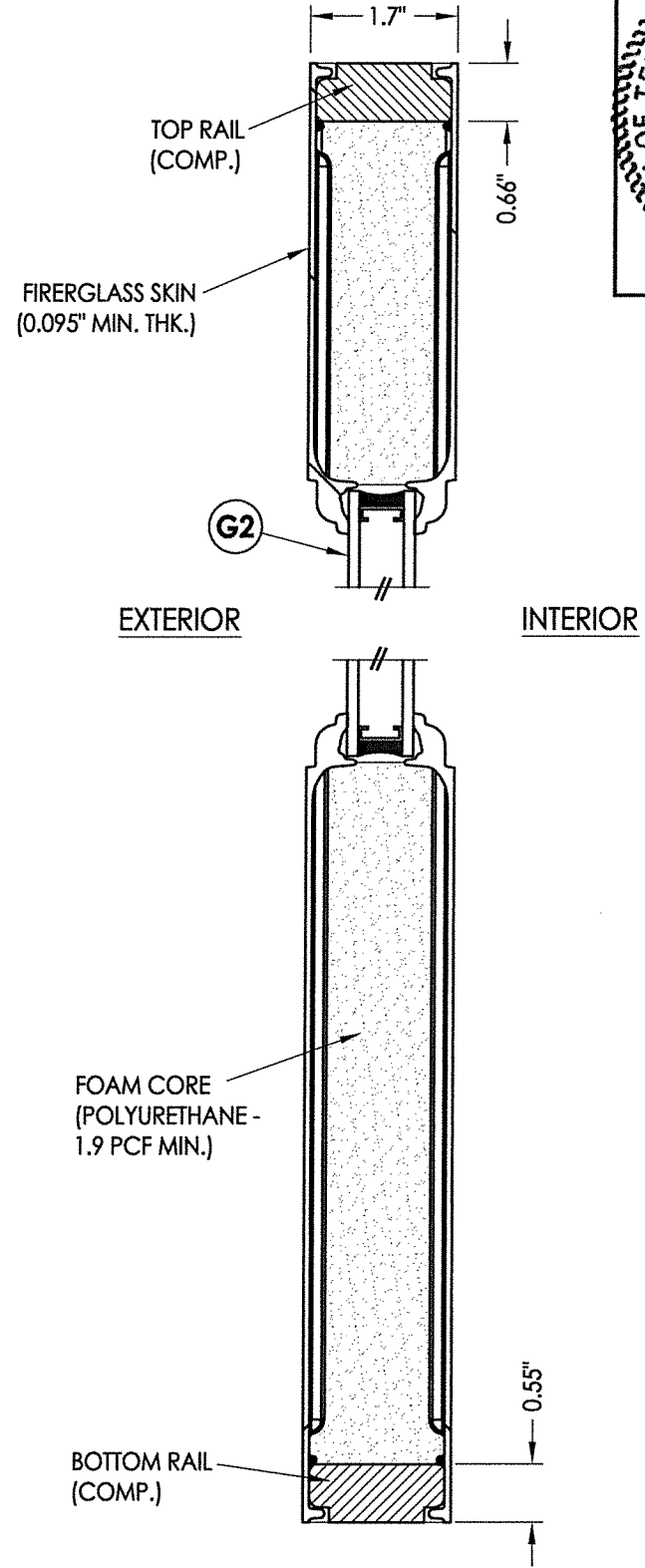
51 SIDELITE PANEL
Classic Craft




1 HORIZONTAL CROSS SECTION



G2 GLAZING DETAIL
Flush Glazed



2 VERTICAL CROSS SECTION



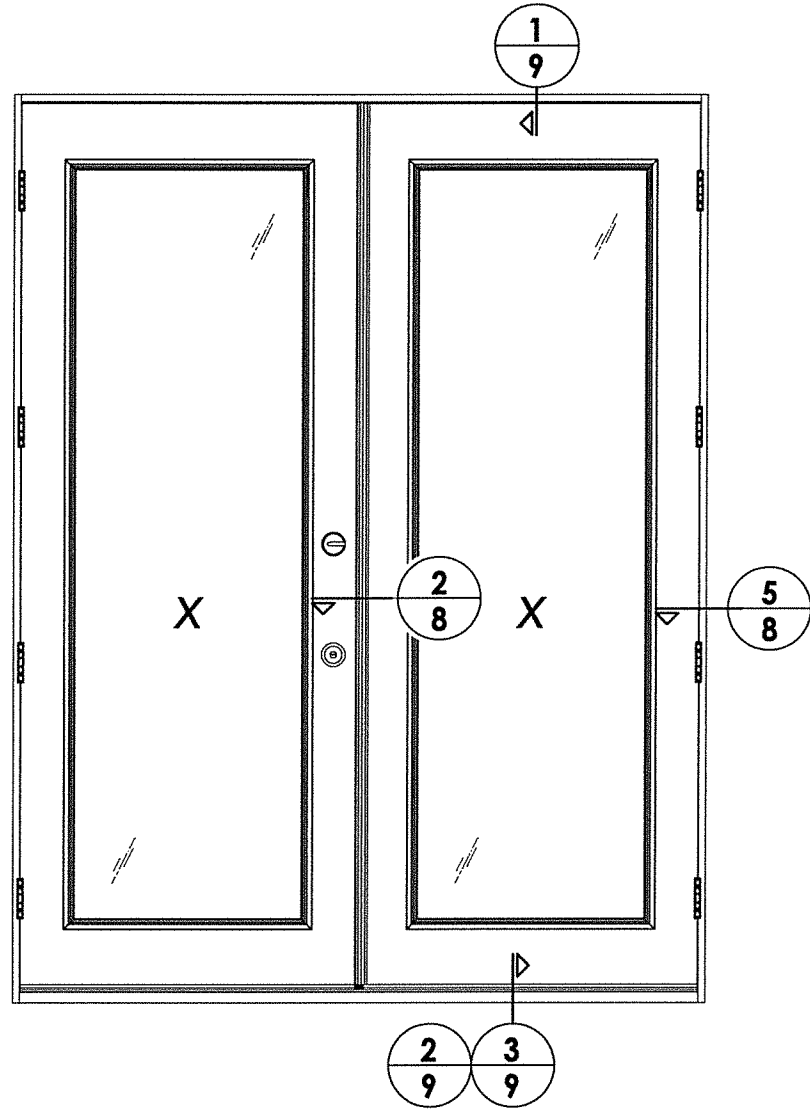
Documents Prepared By: Lyndon F. Schmidt, P.E.
TEXAS P.E. #104123

RW BUILDING CONSULTANTS, INC.
P.O. Box 230 Valrico FL, 33595
Phone No.: 813.659.9197
TEXAS BOARD OF PROFESSIONAL ENGINEERS
CERTIFICATE OF REGISTRATION # F-11852

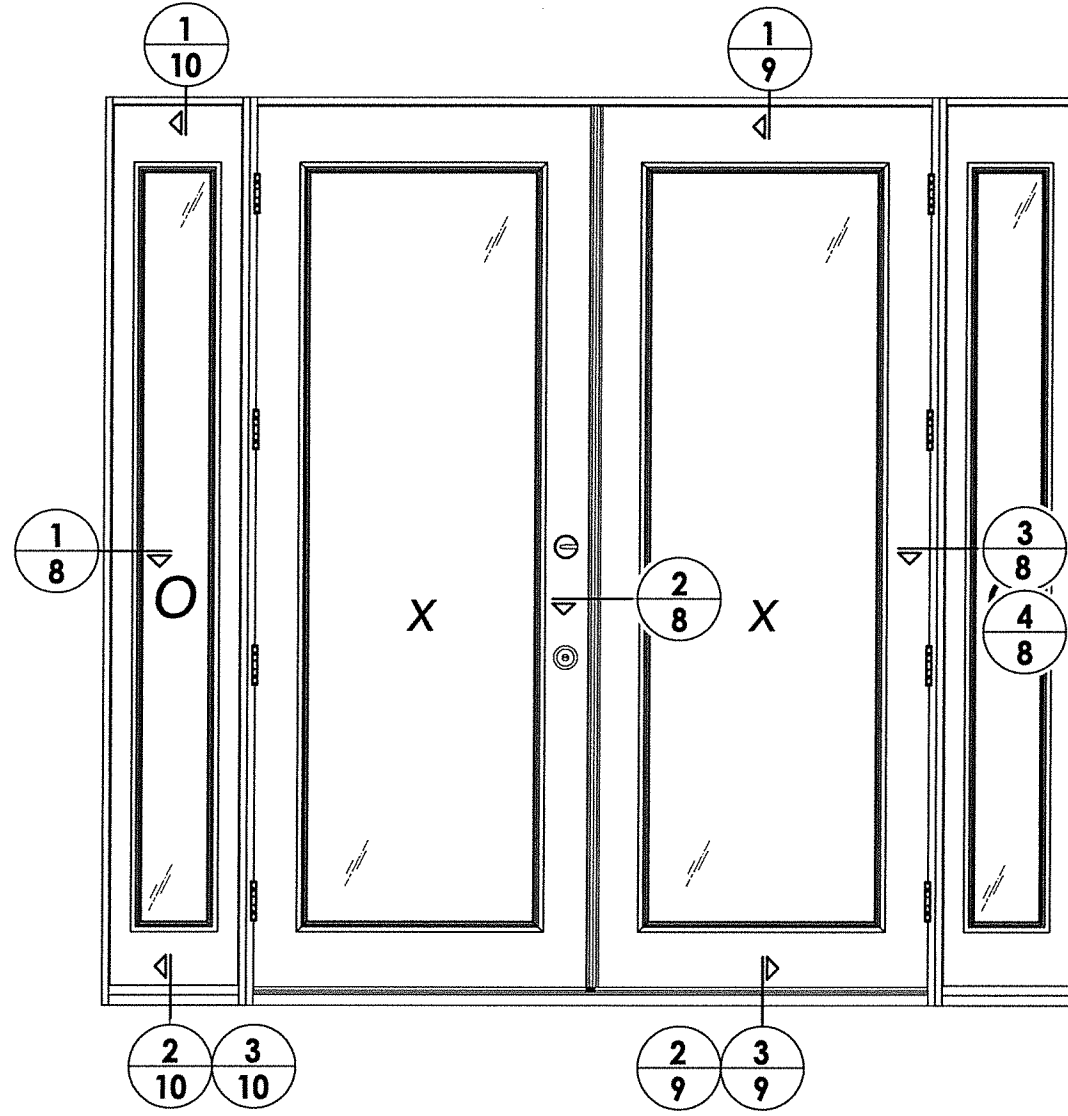
PRODUCT: THERMA-TRU
FIBERGLASS DOOR
PART OR ASSEMBLY:
SIDELITE PANEL & GLAZING DETAIL
(CLASSIC CRAFT)

NO.	DATE	REVISIONS
4	5/14/20	UPDATE TO 2018 IBC/IRC CODE
3	9/05/18	REVISED LITE SCREW SPACING
2	7/22/15	ADDED GENERAL NOTE 5.
1	3/14/13	Revise Astragal Strike Detail
		BY
		JK

DATE: 10/08/12
SCALE: N.T.S.
DWG. BY: JK
CHK. BY: LFS
DRAWING NO.: TX-4265
SHEET 6 OF 13



ELEVATION (XX)



ELEVATION (OXXO)



Documents Prepared By: Lyndon F. Schmidt, P.E.
 TEXAS P.E. #104123

RW BUILDING CONSULTANTS, INC.
 P.O. Box 230 Vairico FL 33595
 Phone No.: 813.659.9197

TEXAS BOARD OF PROFESSIONAL ENGINEERS
 CERTIFICATE OF REGISTRATION # F-11852

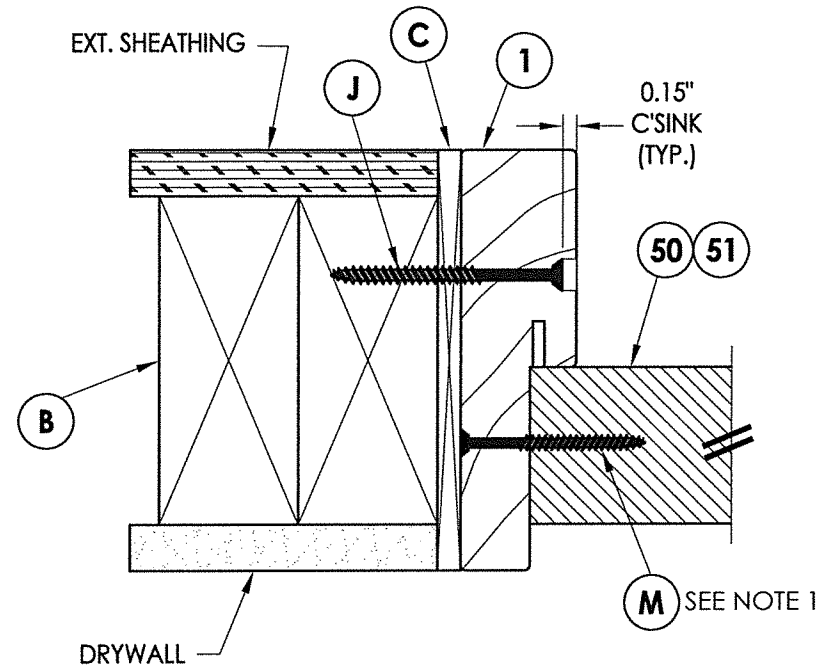
PRODUCT: THERMA-TRU
 FIBERGLASS DOOR

PART OR ASSEMBLY:
 ELEVATIONS

NO.	DATE	REVISIONS	BY
4	5/14/20	UPDATE TO 2018 IBC/IRC CODE	LFS
3	9/05/18	REVISED LITE SCREW SPACING	LFS
2	7/22/15	ADDED GENERAL NOTE 5.	LFS
1	3/14/13	Revise Astragal Strike Detail	JK

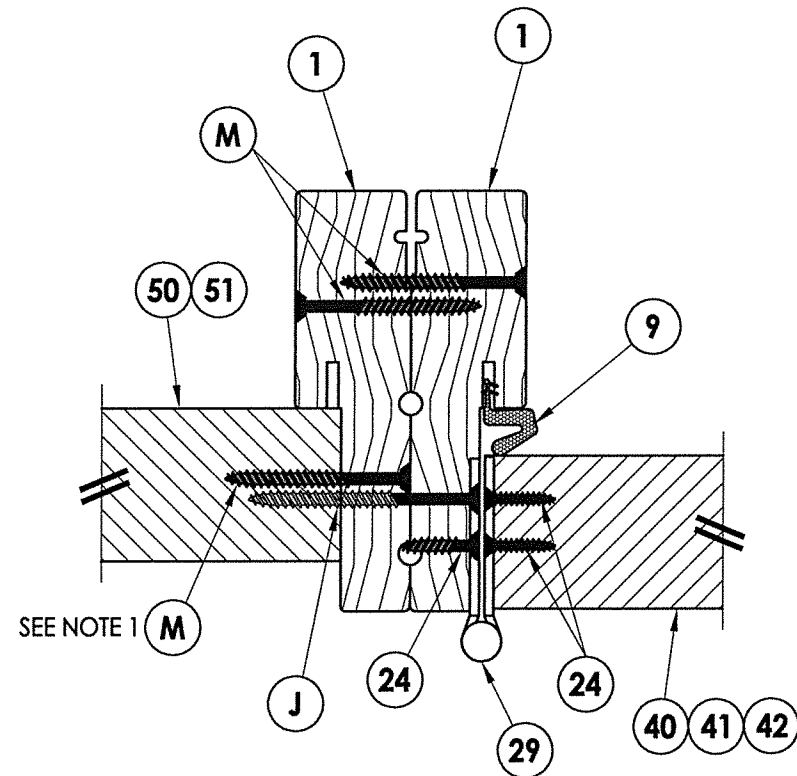
DATE: 10/08/12
 SCALE: N.T.S.
 DWG. BY: JK
 CHK. BY: LFS
 DRAWING NO.: TX-4265
 SHEET 7 OF 13

R:\Clients\Therma Tru PERMANENT\B - Texas Dept of Ins\TDI - DR 602 - 68 - 80 Glazed FG NonImp IS - OS Sgls Dbis w SLVC - Drawings\TX-4265.dwg, 8.2



1 HORIZONTAL CROSS SECTION
8 Inswing shown - Outswing also approved


EXTERIOR



3 HORIZONTAL CROSS SECTION
8 Inswing shown

INTERIOR

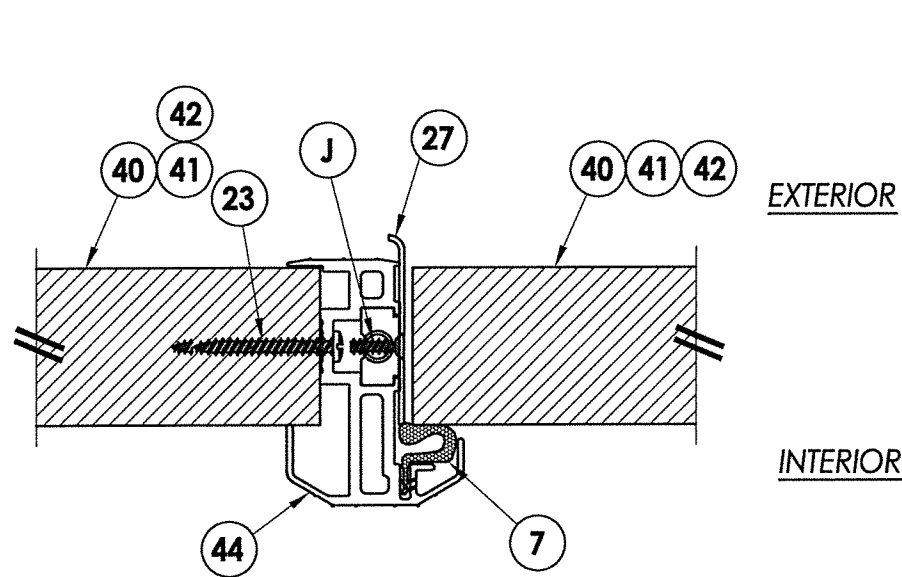
Note:
 1. Sidelite assembly screws located 6" from each end plus 4 more equally spaced (6 total).



Documents Prepared By: Lyndon F. Schmidt, P.E.
 TEXAS P.E. #104123

RW BUILDING CONSULTANTS, INC.
 P.O. Box 230 Valrico FL 33595
 Phone No.: 813.659.9197

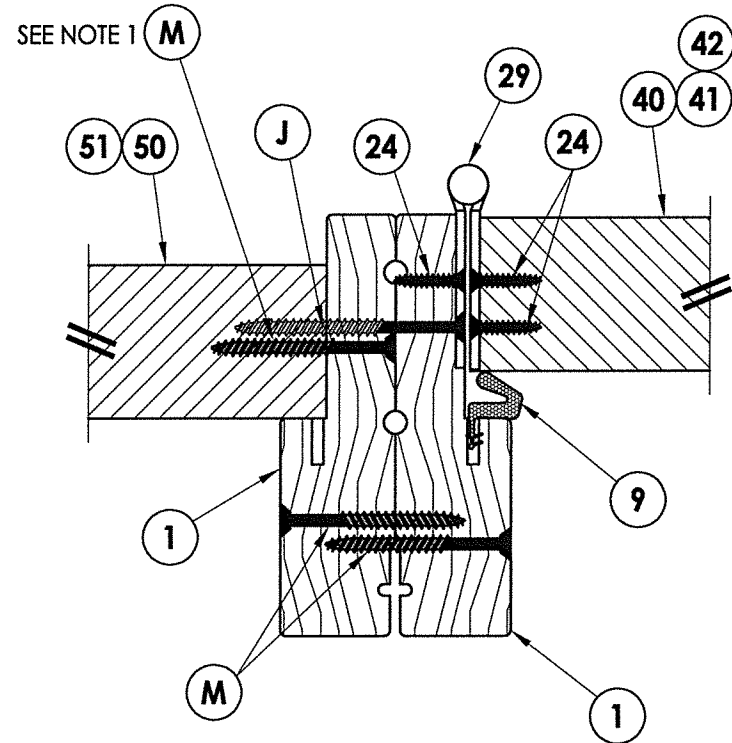
TEXAS BOARD OF PROFESSIONAL ENGINEERS
 CERTIFICATE OF REGISTRATION # F-11852



2 HORIZONTAL CROSS SECTION
8 Outswing shown - Inswing also approved

EXTERIOR

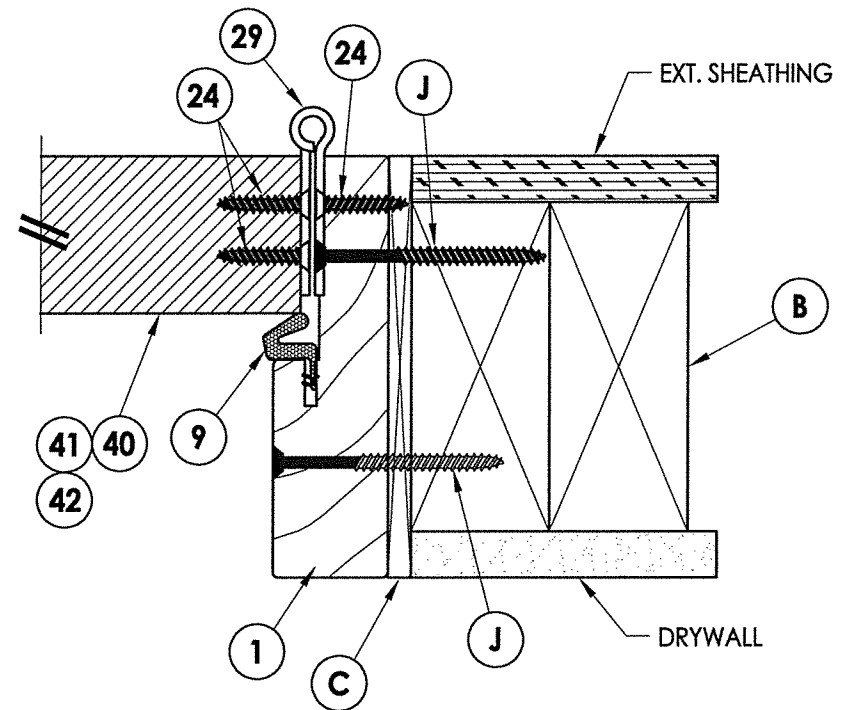
INTERIOR



4 HORIZONTAL CROSS SECTION
8 Outswing shown

EXTERIOR

INTERIOR



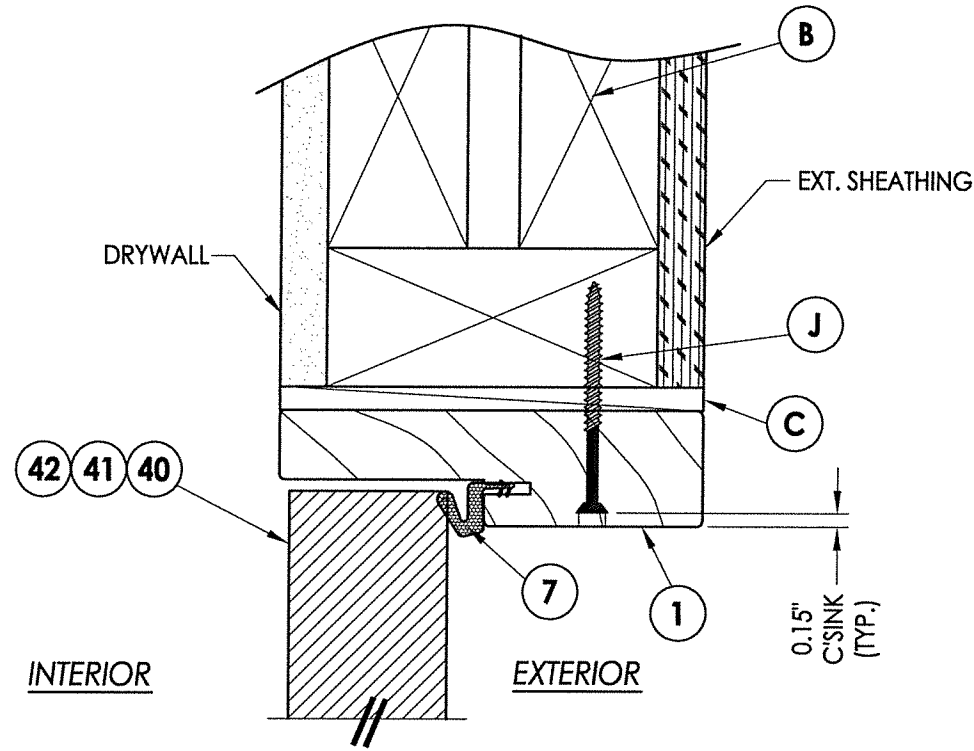
5 HORIZONTAL CROSS SECTION
8 Outswing shown - Inswing also approved

PRODUCT: THERMA-TRU FIBERGLASS DOOR
 PART OR ASSEMBLY: HORIZONTAL CROSS SECTIONS

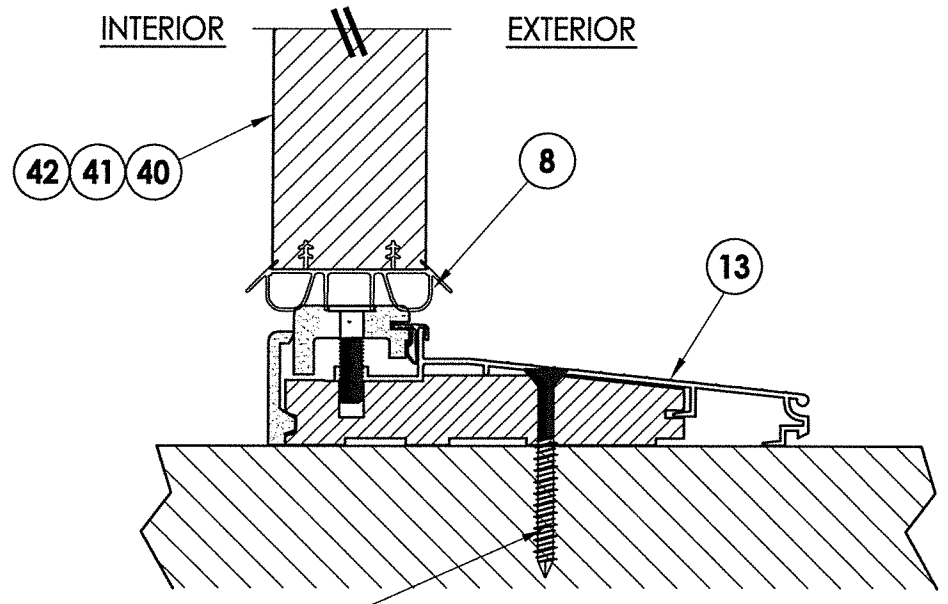
NO.	DATE	REVISIONS	BY
4	5/14/20	UPDATE TO 2018 IBC/IRC CODE	LFS
3	9/05/18	REVISED LITE SCREW SPACING	LFS
2	7/22/15	ADDED GENERAL NOTE 5.	LFS
1	3/14/13	Revise Astragal Strike Detail	JK

DATE: 10/08/12
 SCALE: N.T.S.
 DWG. BY: JK
 CHK. BY: LFS
 DRAWING NO.: TX-4265
 SHEET 8 OF 13

© 2012 R.W. BUILDING CONSULTANTS INC.

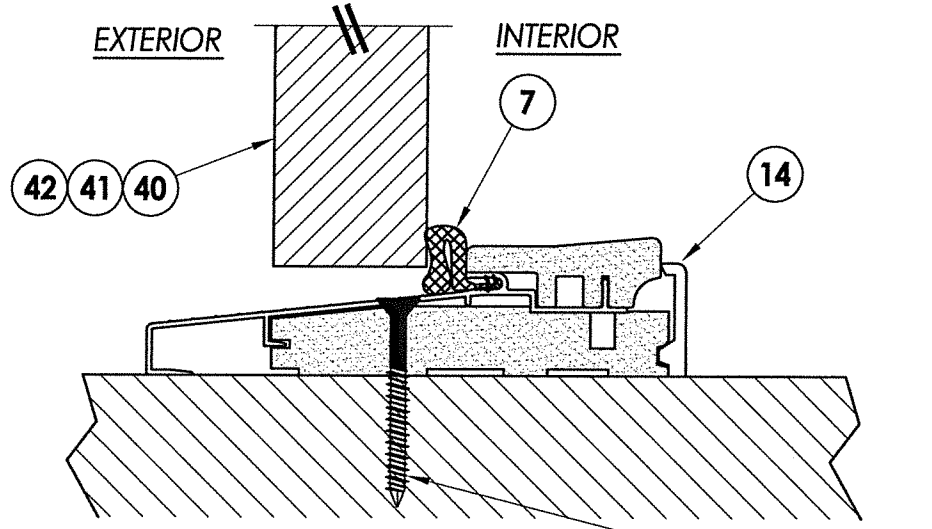


1 VERTICAL CROSS SECTION
 9 Inswing shown - Outswing also approved




2 VERTICAL CROSS SECTION
 9 Inswing configuration

J WOOD
 P CONCRETE



3 VERTICAL CROSS SECTION
 9 Outswing configuration

J WOOD
 P CONCRETE



Documents Prepared By: Lyndon F. Schmidt, P.E.
 TEXAS P.E. #104123

RW BUILDING CONSULTANTS, INC.
 P.O. Box 230 Valrico FL 33595
 Phone No.: 813.659.9197

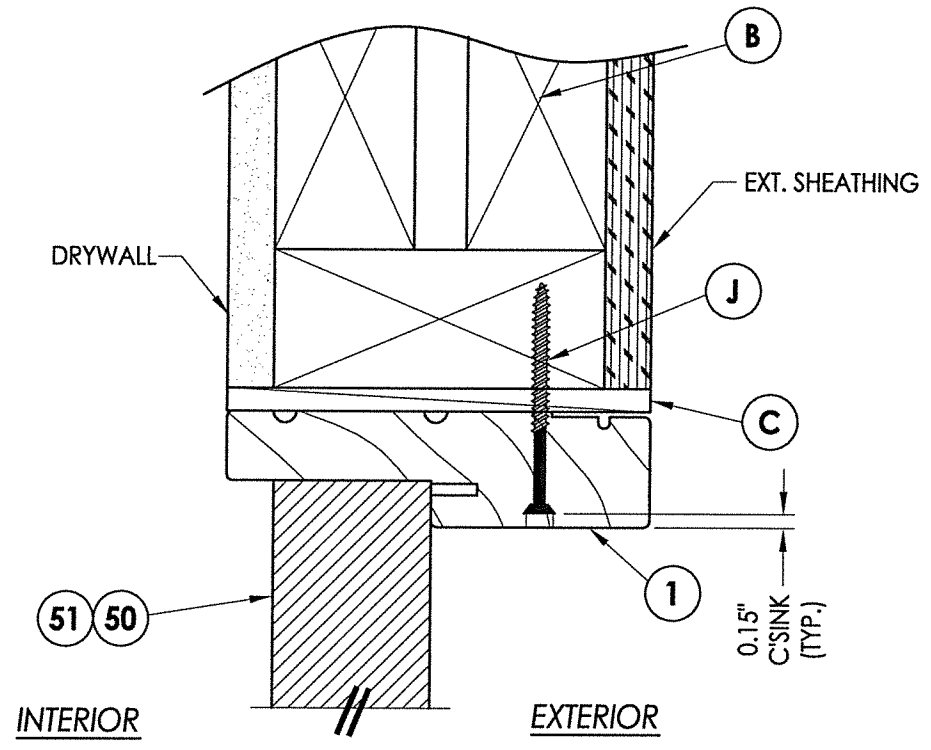
TEXAS BOARD OF PROFESSIONAL ENGINEERS
 CERTIFICATE OF REGISTRATION # F-11852

PRODUCT:	THERMA-TRU FIBERGLASS DOOR
PART OR ASSEMBLY:	VERTICAL CROSS SECTIONS

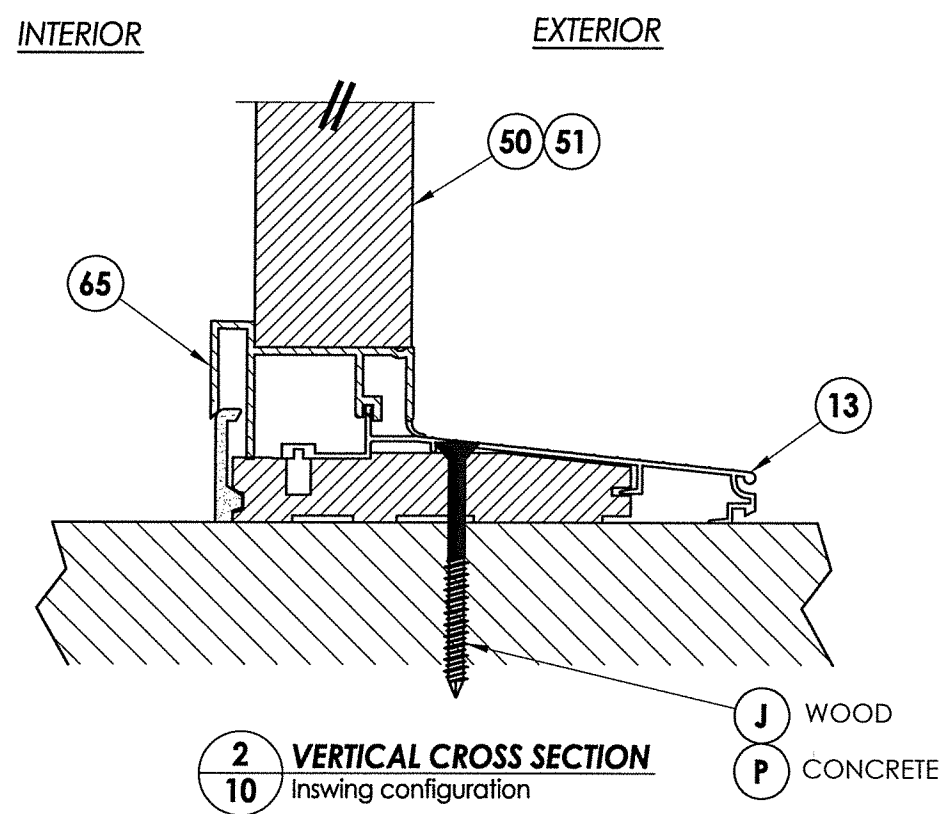
NO.	DATE	REVISIONS	BY
4	5/14/20	UPDATE TO 2018 IBC/IRC CODE	LFS
3	9/05/18	REVISED LITE SCREW SPACING	LFS
2	7/22/15	ADDED GENERAL NOTE 5.	LFS
1	3/14/13	Revise Astragal Strike Detail	JK

DATE:	10/08/12
SCALE:	N.T.S.
DWG. BY:	JK
CHK. BY:	LFS
DRAWING NO.:	TX-4265
SHEET	9 OF 13

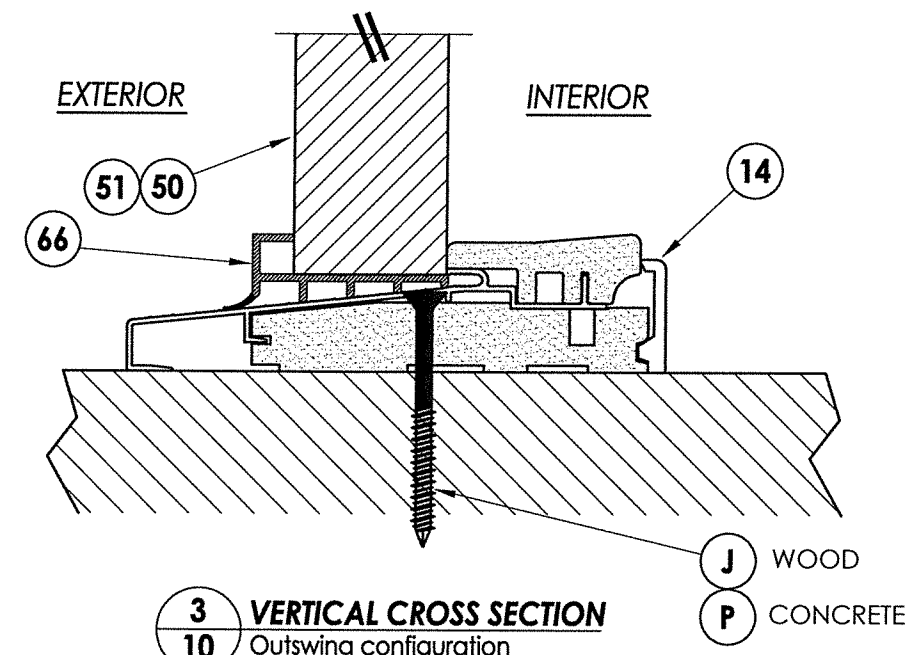
R:\Clients\Therma Tru Permanent\B - Texas Dept of Ins\TDI - DR 602 - 68 - 80 Glazed FG NonImp IS - OS Sgls Dbis w SLAC - Drawings\TX-4265.dwg, 10.2




1 VERTICAL CROSS SECTION
 10 Inswing shown - Outswing also approved



2 VERTICAL CROSS SECTION
 10 Inswing configuration



3 VERTICAL CROSS SECTION
 10 Outswing configuration



Documents Prepared By: Lyndon F. Schmidt, P.E.
 TEXAS P.E. #104123

RW BUILDING CONSULTANTS, INC.
 P.O. Box 230 Valrico FL 33595
 Phone No.: 813.659.9197

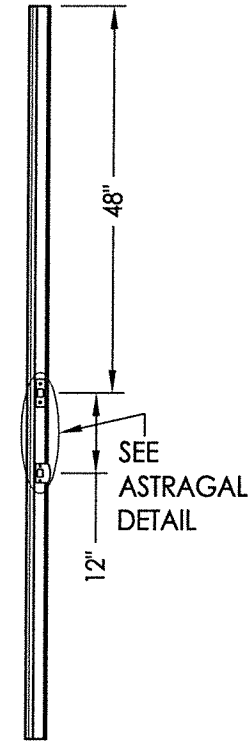
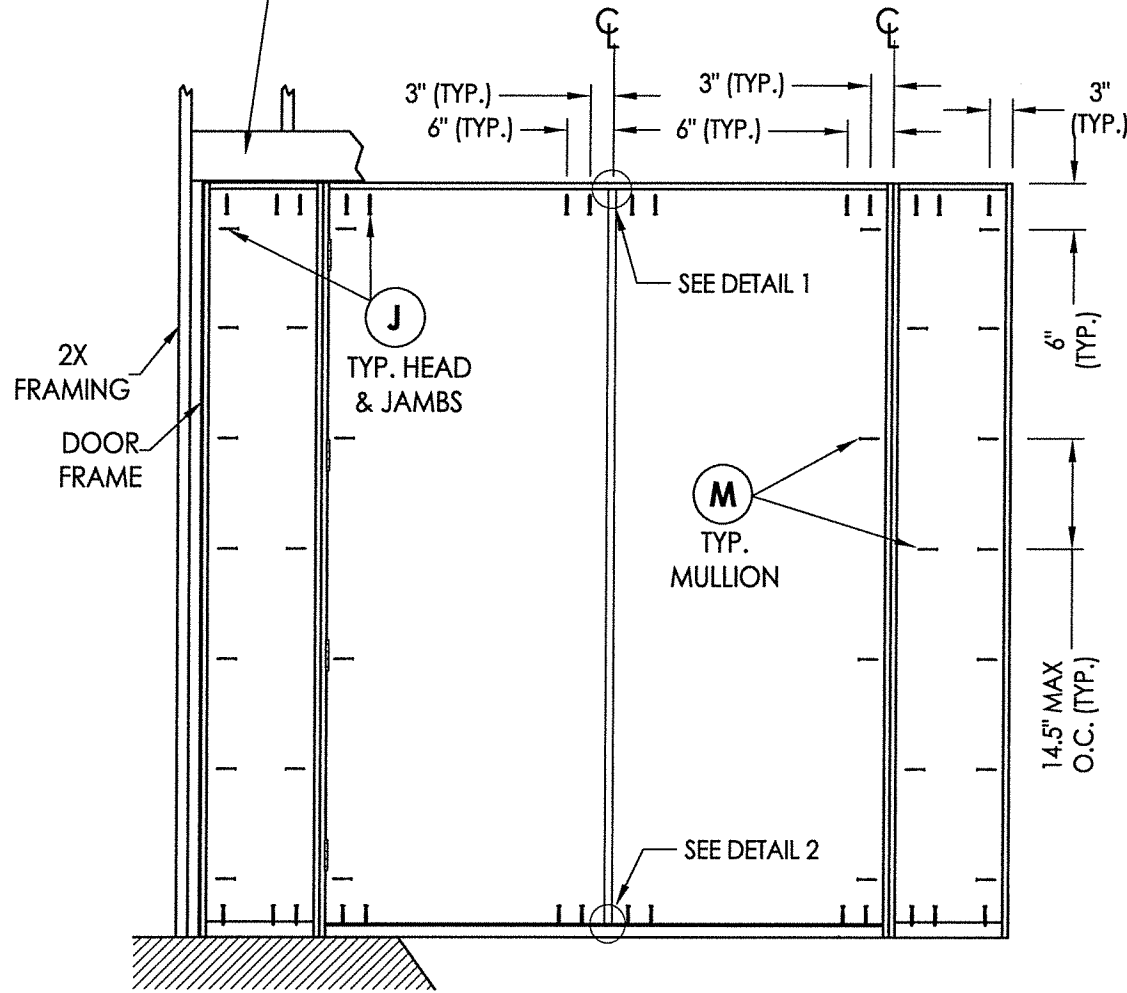
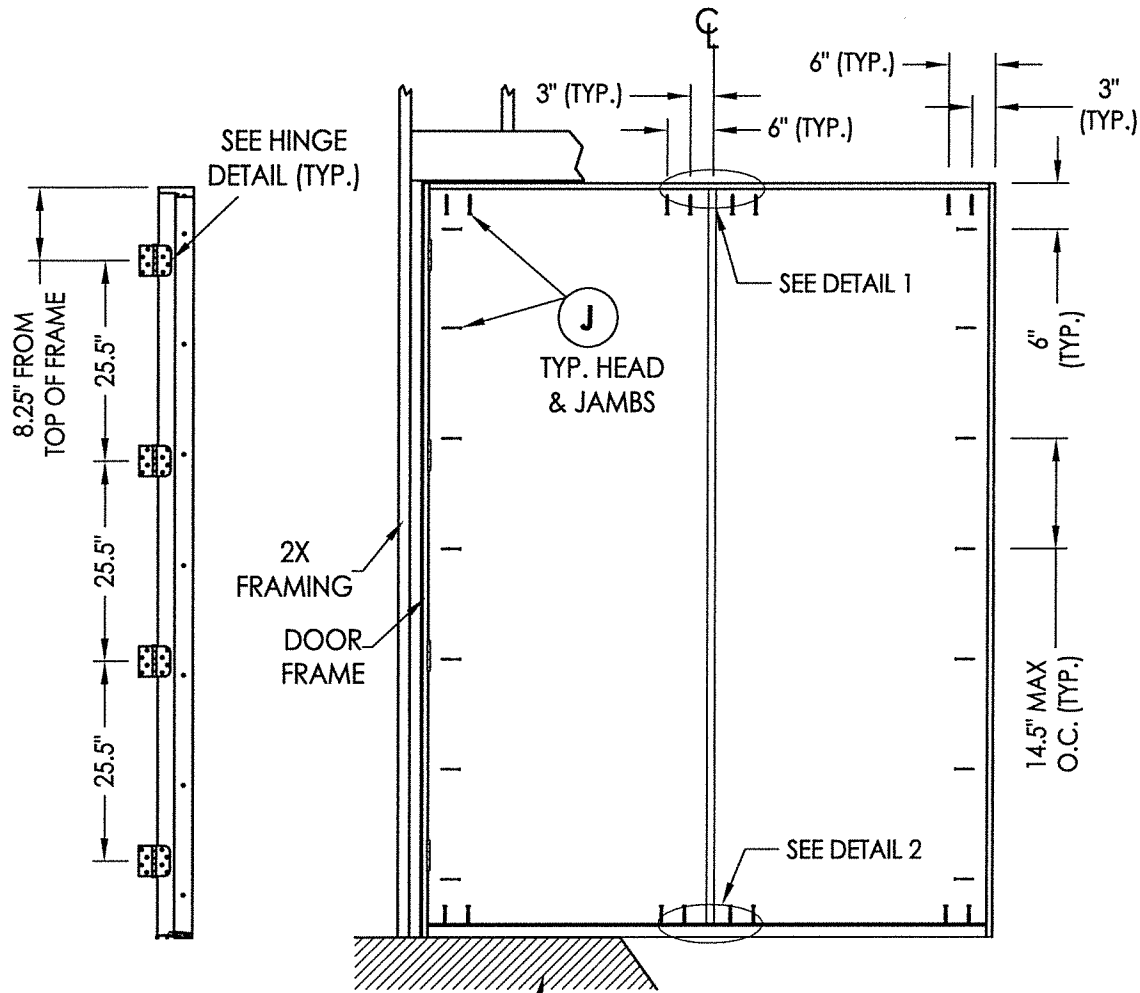
TEXAS BOARD OF PROFESSIONAL ENGINEERS
 CERTIFICATE OF REGISTRATION # F-11852

PRODUCT: THERMA-TRU FIBERGLASS DOOR
 PART OR ASSEMBLY: VERTICAL CROSS SECTIONS

NO.	DATE	REVISIONS
4	5/14/20	UPDATE TO 2018 IBC/IRC CODE
3	9/05/18	REVISED LITE SCREW SPACING
2	7/22/15	ADDED GENERAL NOTE 5.
1	3/14/13	Revise Astragal Strike Detail

DATE: 10/08/12
 SCALE: N.T.S.
 DWG. BY: JK
 CHK. BY: LFS
 DRAWING NO.: TX-4265
 SHEET 10 of 13

2X FRAMING TO BE DESIGNED BY THE ENGINEER OR ARCHITECT OF RECORD (TYP.).



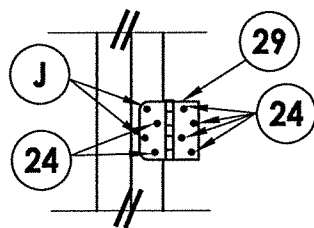
HINGE JAMB

FRAME ANCHORING
XX

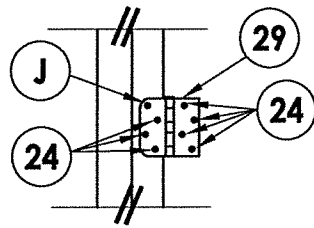
FLOOR SUBSTRATE MATERIAL (TYP.)
CONCRETE (MIN. 3000 PSI)
WOOD (S.G. >= 0.42)

FRAME ANCHORING
OXXO

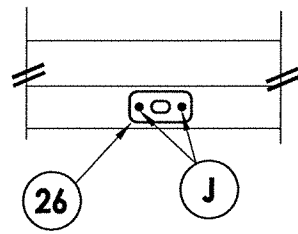
ASTRAGAL STRIKE



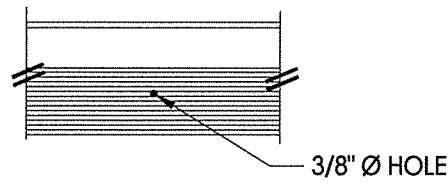
HINGE DETAIL
Inswing



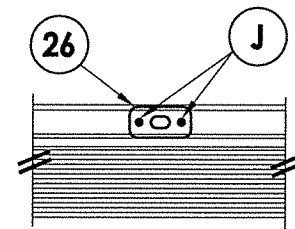
HINGE DETAIL
Outswing



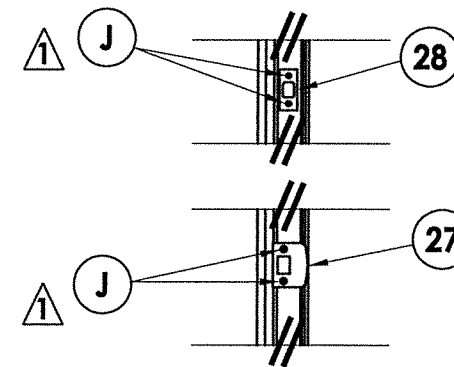
DETAIL 1
Astragal Strike Plate



DETAIL 2
Astragal throw bolt hole
Outswing



DETAIL 2
Astragal Strike Plate
Inswing



ASTRAGAL DETAIL
@ Strike



Documents Prepared By: Lyndon F. Schmidt, P.E.
TEXAS P.E. #104123

RW BUILDING CONSULTANTS, INC.
P.O. Box 230 Valrico FL 33595
Phone No.: 813.659.9197

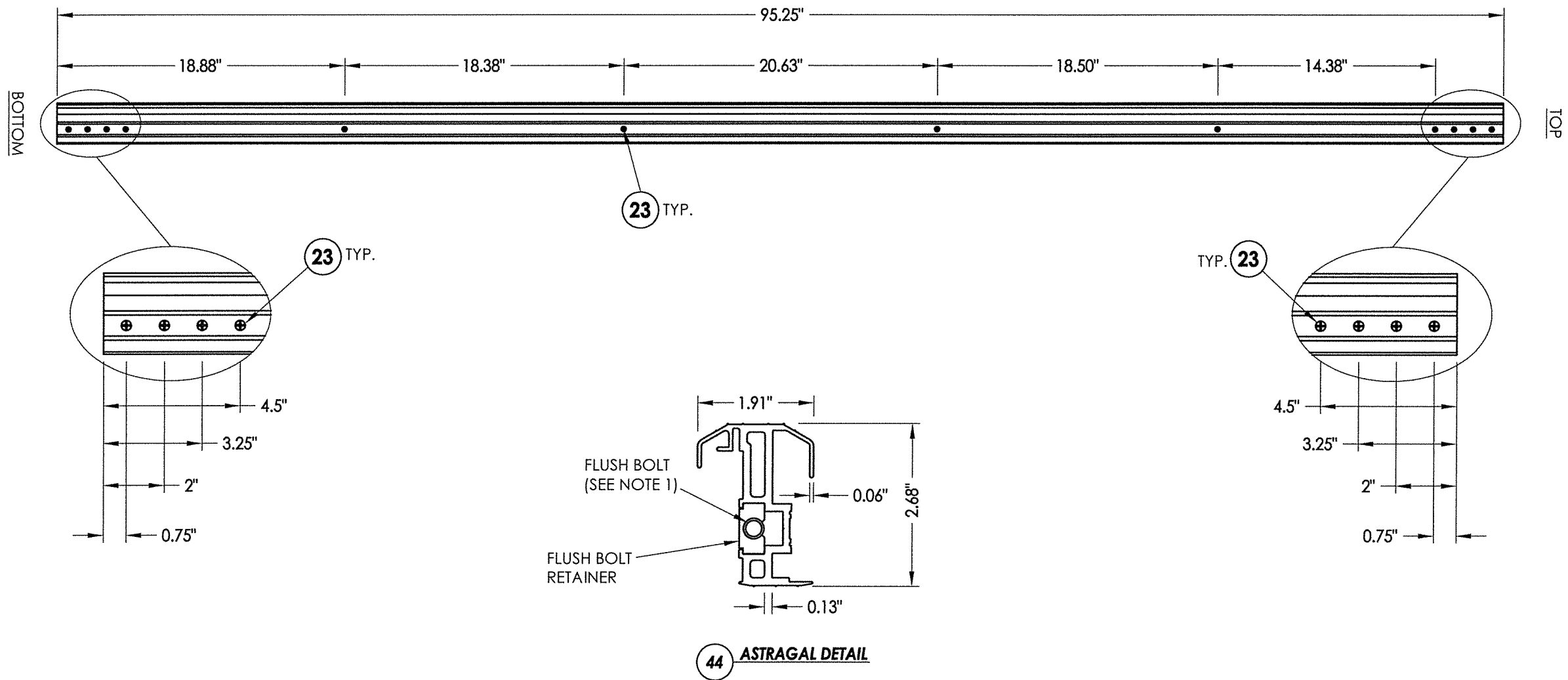
TEXAS BOARD OF PROFESSIONAL ENGINEERS
CERTIFICATE OF REGISTRATION # F-11852

PRODUCT: THERMA-TRU
FIBERGLASS DOOR

PART OR ASSEMBLY:
FRAME ANCHORING


NO.	DATE	REVISIONS
4	5/14/20	UPDATE TO 2018 IBC/IRC CODE
3	9/05/18	REVISED LITE SCREW SPACING
2	7/22/15	ADDED GENERAL NOTE 5.
1	3/14/13	Revise Astragal Strike Detail
		JK
		LFS
		LFS
		BY

DATE: 10/08/12
SCALE: N.T.S.
DWG. BY: JK
CHK. BY: LFS
DRAWING NO.: TX-4265
SHEET 11 OF 13



NOTE:

1. THE ASTRAGAL BOLT HAS A 3" THROW AT THE TOP AND AT THE BOTTOM.



Documents Prepared By: Lyndon F. Schmidt, P.E.
 TEXAS P.E. #104123

RW BUILDING CONSULTANTS, INC.
 P.O. Box 230 Valrico FL 33595
 Phone No.: 813.659.9197

TEXAS BOARD OF PROFESSIONAL ENGINEERS
 CERTIFICATE OF REGISTRATION # F-11852

PRODUCT: THERMA-TRU FIBERGLASS DOOR

PART OR ASSEMBLY: ASTRAGAL DETAILS

NO.	DATE	REVISIONS
4	5/14/20	UPDATE TO 2018 IBC/IRC CODE
3	9/05/18	REVISED LITE SCREW SPACING
2	7/22/15	ADDED GENERAL NOTE 5.
1	3/14/13	Revise Astragal Strike Detail
		JK
		BY

DATE: 10/08/12

SCALE: N.T.S.

DWG. BY: JK

CHK. BY: LFS

DRAWING NO.: TX-4265

SHEET 12 OF 13

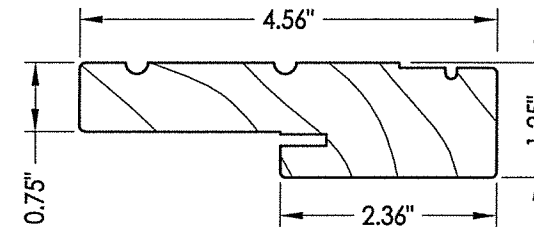
BILL OF MATERIALS

ITEM #	DESCRIPTION	MATERIAL
B	2X BUCK (SG >= 0.42)	WOOD
C	1/4" MAX. SHIM SPACE	-
J	#10 X 2-1/2" PFH WOOD SCREW (MIN. EMB. = 1.15" HEAD/JAMBS, 1-1/2" SILL)	STEEL
M	#10 X 2" PFH WOOD SCREW	STEEL
P	1/4" PFH ELCO OR ITW CONCRETE SCREW (1-3/4" MIN. EMB.)	STEEL
1	JAMB - FINGER JOINTED PINE	WOOD
7	WEATHERSTRIP (Long Reach by Therma-Tru)	FOAM
8	SWEEP	VINYL
9	WEATHERSTRIP (Medium Reach by Therma-Tru)	FOAM
13	INSWING THRESHOLD	ALUM/COMP
14	OUTSWING THRESHOLD	ALUM/COMP
23	#10 X 1-1/2" PH SMS	STEEL
24	#10 x 1" PFH WOOD SCREW	STEEL
26	ASTRAGAL STRIKE PLATE	STEEL
27	LATCH STRIKE PLATE	STEEL
28	DEADBOLT STRIKE PLATE	STEEL
29	4" X 4" HINGE	STEEL
40	DOOR PANEL (SMOOTH STAR/FIBER CLASSIC)	-
41	DOOR PANEL (SMOOTH STAR/FIBER CLASSIC)	-
42	DOOR PANEL (CLASSIC CRAFT)	-
44	HURRICANE ASTRAGAL	ALUM
50	SIDELITE PANEL (SMOOTH STAR/FIBER CLASSIC)	-
51	SIDELITE PANEL (CLASSIC CRAFT)	-
65	INSWING SIDELITE ADAPTER	PVC
66	OUTSWING SIDELITE ADAPTER	PVC

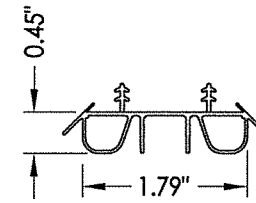
CONCRETE ANCHOR NOTES:

- Concrete anchor locations at the corners may be adjusted to maintain the min. edge distance to mortar joints.
- Concrete anchor locations noted as "MAX. ON CENTER" must be adjusted to maintain the min. edge distance to mortar joints, additional concrete anchors may be required to ensure the "MAX. ON CENTER" dimension are not exceeded.
- Concrete anchor table:

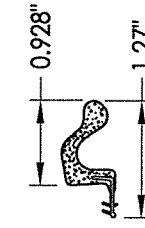
ANCHOR TYPE	ANCHOR SIZE	MIN. EMBEDMENT	MIN. CLEARANCE TO MASONRY EDGE	MIN. CLEARANCE TO ADJACENT ANCHOR
ITW TAPCON®	1/4"	1-3/4"	2-1/2"	3"
ELCO ULTRACON®	1/4"	1-3/4"	1"	3"



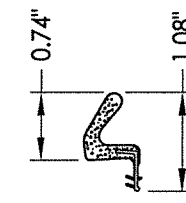
1 WOOD JAMB



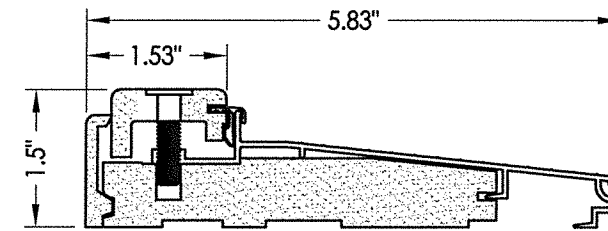
8 SWEEP



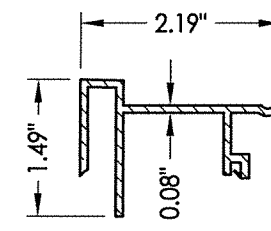
7 WEATHERSTRIP Long Reach



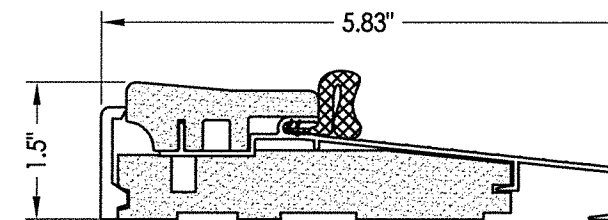
9 WEATHERSTRIP Medium Reach



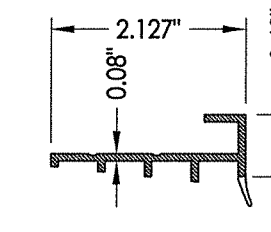
13 INSWING THRESHOLD




65 INSWING SIDELITE ADAPTER



14 OUTSWING THRESHOLD



66 OUTSWING SIDELITE ADAPTER



Documents Prepared By: Lyndon F. Schmidt, P.E.
TEXAS P.E. #104123

RW BUILDING CONSULTANTS, INC.
P.O. Box 230 Valrico FL 33595
Phone No.: 813.659.9197
TEXAS BOARD OF PROFESSIONAL ENGINEERS
CERTIFICATE OF REGISTRATION # F-11852

PRODUCT: THERMA-TRU FIBERGLASS DOOR
PART OR ASSEMBLY: BILL OF MATERIALS & COMPONENTS

NO.	DATE	REVISIONS
4	5/14/20	UPDATE TO 2018 IBC/IRC CODE
3	9/05/18	REVISED LITE SCREW SPACING
2	7/22/15	ADDED GENERAL NOTE 5.
1	3/14/13	Revise Astragal Strike Detail

DATE: 10/08/12
SCALE: N.T.S.
DWG. BY: JK
CHK. BY: LFS
DRAWING NO.: TX-4265
SHEET 13 OF 13