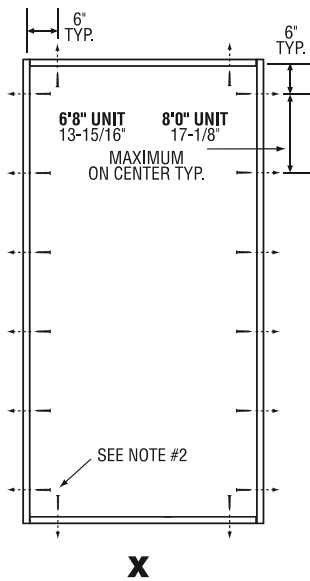


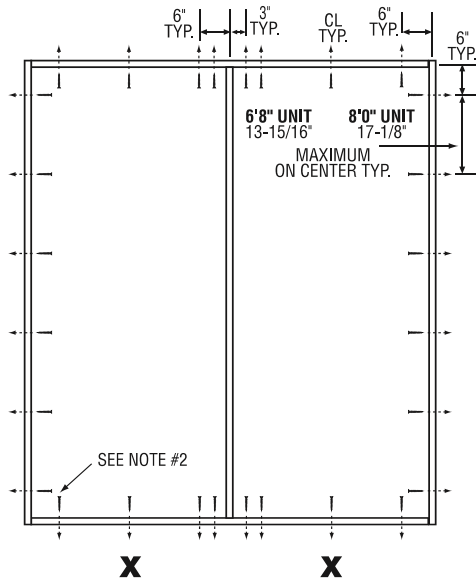
STRUCTURAL PERFORMANCE ANCHOR DETAIL



X

Minimum Fastener Count

- 2 per horizontal framing member
 - 6 per vertical framing member
- See notes for additional detail

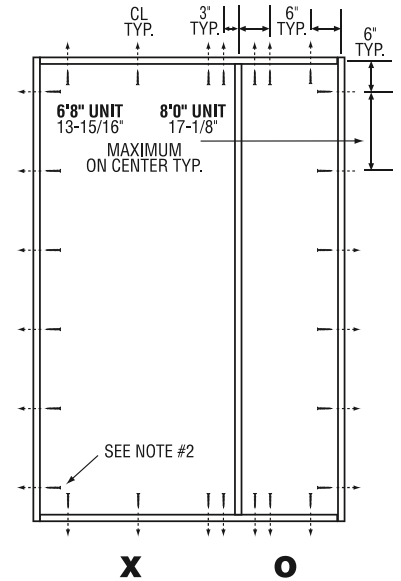


X

X

Minimum Fastener Count

- 8 per horizontal framing member
 - 6 per vertical framing member
- See notes for additional detail

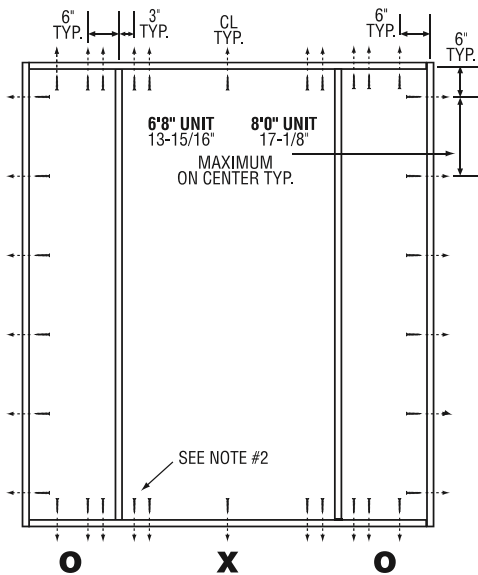


X

O

Minimum Fastener Count

- 7 per horizontal framing member
 - 6 per vertical framing member
- See notes for additional detail



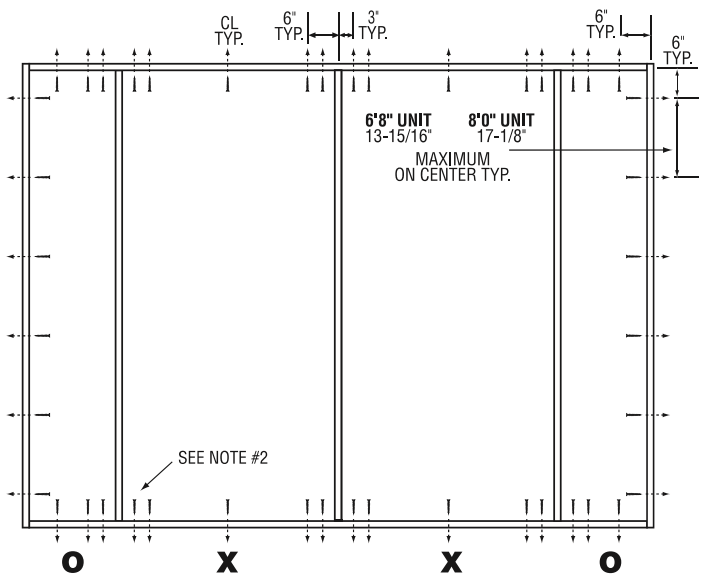
O

X

O

Minimum Fastener Count

- 11 per horizontal framing member
 - 6 per vertical framing member
- See notes for additional detail



O

X

X

O

Minimum Fastener Count

- 16 per horizontal framing member
 - 6 per vertical framing member
- See notes for additional detail

NOTES:

1. Cylindrical and deadbolt hardware required at 5-1/2" centerline for 6'8" and smaller and 10-1/2" centerline for door heights greater than 6'8". Evaluated with Kwikset Series 400 latch and Series 980 deadbolt.
2. Fasteners analyzed for this unit include #10 wood screws (1-1/2" embedment) or 3/16" Tapcons (1-1/4" embedment).
3. Two #10 x 2-1/2" screws required through each hinge on the vertical jamb or mullion.
4. Two #8 x 2" screws required through each strike plate.
5. Wood bucks by others, must be anchored properly to transfer loads to the structure.
6. Rough opening to accommodate no greater than 1/4" shim space.