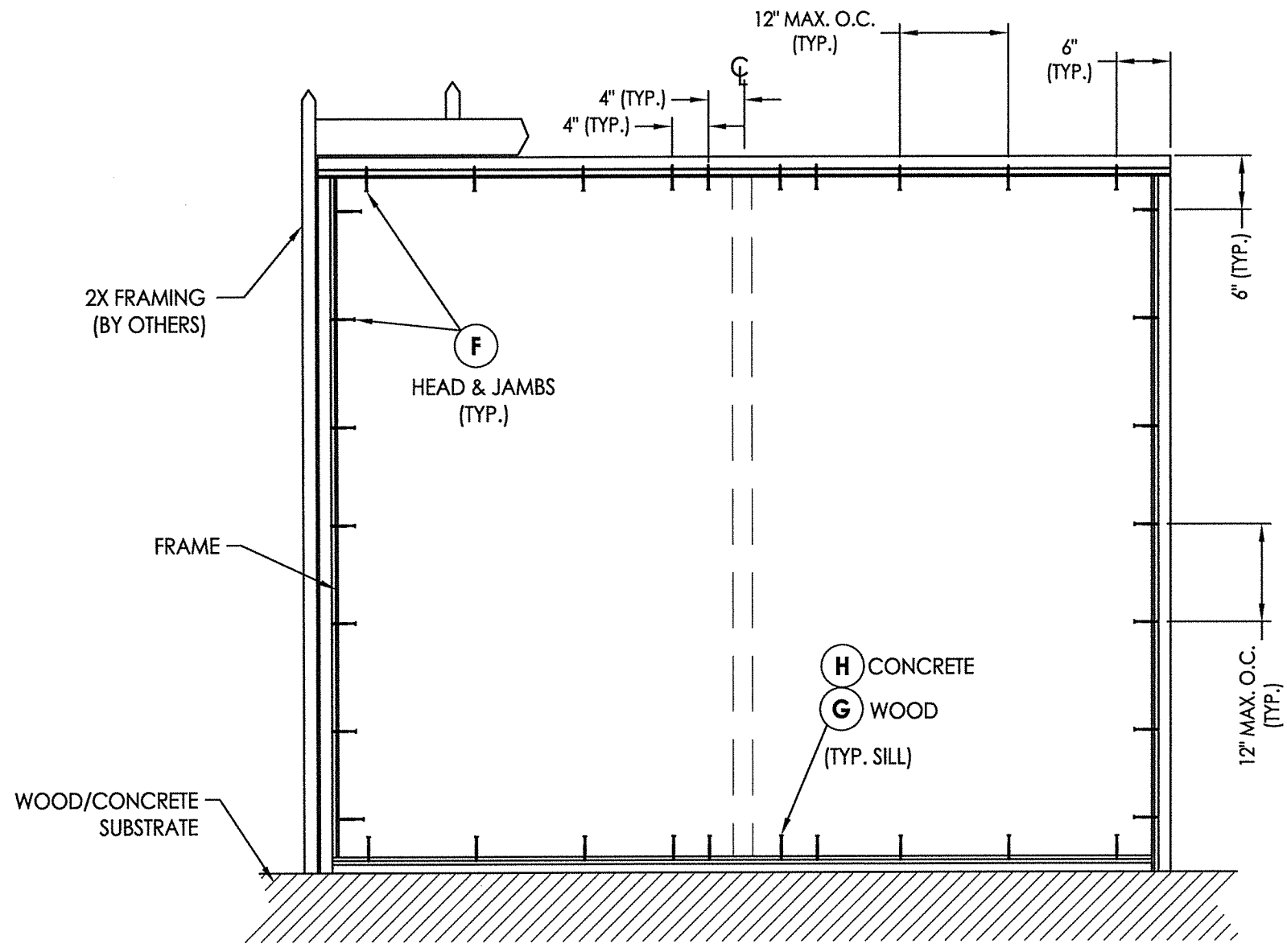


Documents Prepared By: Lyndon F. Schmidt, P.E.
TEXAS P.E. #104123

RW BUILDING CONSULTANTS, INC.
P.O. Box 230 Valrico FL 33595
Phone No.: 813.659.9197

TEXAS BOARD OF PROFESSIONAL ENGINEERS
CERTIFICATE OF REGISTRATION # F-11852

PRODUCT:		EXTRUDED VINYL SLIDING PATIO DOORS	
PART OR ASSEMBLY:		VERTICAL CROSS SECTIONS	
NO.	DATE	BY	
		REVISIONS	
DATE: 10/20/21			
SCALE: N.T.S.			
DWG. BY: RW			
CHK. BY: LFS			
DRAWING NO.: TX-5255			
SHEET 3 OF 5			




FRAME ANCHORING

CONCRETE ANCHOR NOTES:

1. Concrete anchor locations at the corners may be adjusted to maintain the min. edge distance to mortar joints.
2. Concrete anchor locations noted as "MAX. ON CENTER" must be adjusted to maintain the min. edge distance to mortar joints, additional concrete anchors may be required to ensure the "MAX. ON CENTER" dimension are not exceeded.
3. Concrete anchor table:

ANCHOR TYPE	ANCHOR SIZE	MIN. EMBEDMENT	MIN. CLEARANCE TO MASONRY EDGE	MIN. CLEARANCE TO ADJACENT ANCHOR
ITW TAPCON®	1/4"	1-3/4"	3"	4"
DeWALT ULTRACON+®	1/4"	1-3/4"	2-1/2"	3"



Documents Prepared By: Lyndon F. Schmidt, P.E.
TEXAS P.E. #104123

RW BUILDING CONSULTANTS, INC.
P.O. Box 230 Valrico FL 33595
Phone No.: 813.659.9197

TEXAS BOARD OF PROFESSIONAL ENGINEERS
CERTIFICATE OF REGISTRATION # F-11852

PRODUCT: EXTRUDED VINYL SLIDING PATIO DOORS

PART OR ASSEMBLY: FRAME ANCHORING

NO.	DATE	BY	REVISIONS

DATE: 10/20/21

SCALE: N.T.S.

DWG. BY: RW

CHK. BY: LFS

DRAWING NO.: TX-5255

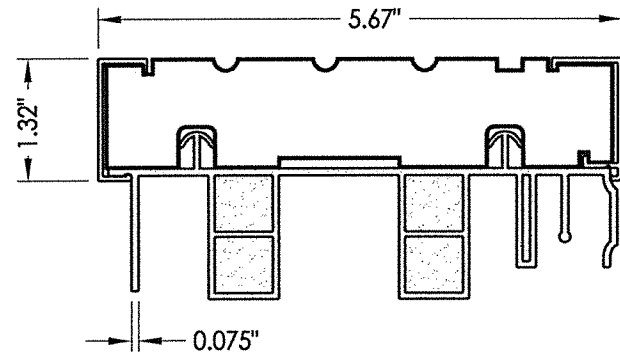

SHEET 4 OF 5

Z:\Clients\Associated PERMANENT\B - Texas Dept of Ins\Sliding Glass Doors\DR-XXX 6100 Sliding Patio Doors N/C - Drawings\TX-5255.dwg

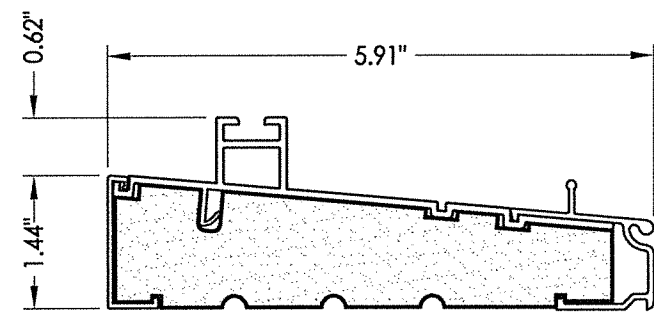
BILL OF MATERIALS

ITEM #	DESCRIPTION	MATERIAL
B	2X FRAMING (SG >= 0.42)	WOOD
C	1/4" MAX. SHIM SPACE	-
F	#8 X 2-1/2" PFH WOOD SCREW (1-1/4" MIN. EMBEDMENT)	STEEL
G	#10 X 3" PFH WOOD SCREW (1-1/2" MIN. EMBEDMENT)	STEEL
H	1/4" PFH DeWALT OR ITW CONCRETE SCREW (1-3/4" MIN. EMBEDMENT)	STEEL
1	EXTRUDED VINYL FRAME HEAD (BY ROYAL) *	PVC / COMP.
2	EXTRUDED VINYL FRAME JAMB (BY ROYAL) *	PVC / COMP.
3	FRAME SILL (BY ROYAL) *	PVC / COMP.
4	SASH STOP (BY ROYAL) *	PVC
5	STILE (BY ROYAL) *	PVC
6	SILL RISER	ALUM
7	INTERLOCK STILE (BY ROYAL) *	PVC
8	HORIZONTAL RAIL (BY ROYAL) *	PVC
10	SLIDING PATIO DOOR ROLLER ASSEMBLY	-
12	ROLLING PATIO DOOR SCREEN	-
15	PULL HANDLE (AMESBURY)	-
22	STEEL STILE REINFORCEMENT (BY ROYAL)	STEEL

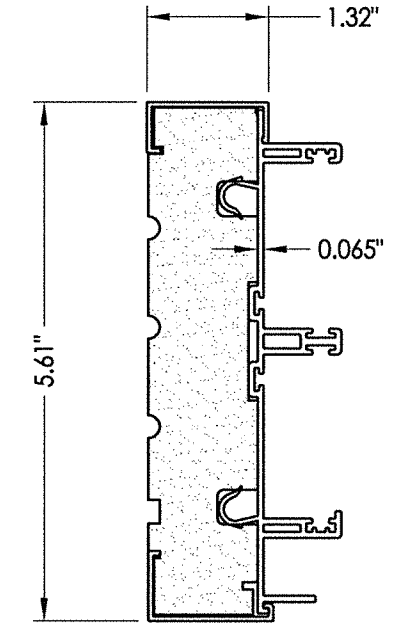
* THE APPROVED WHITE RIGID PVC EXTERIOR EXTRUSIONS FOR WINDOWS ARE TO BE PRODUCED BY EXTRUDERS LICENSEES IN "AAMA CERTIFICATION PROGRAMS FOR RIGID PVC EXTRUSIONS".



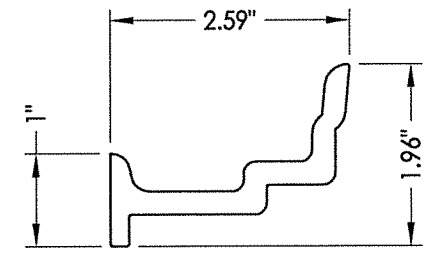
1 FRAME HEAD



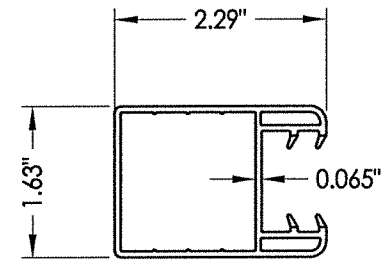
3 FRAME SILL



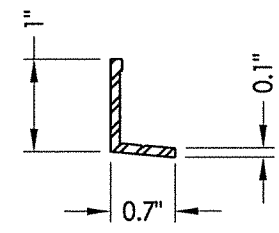
2 FRAME JAMB



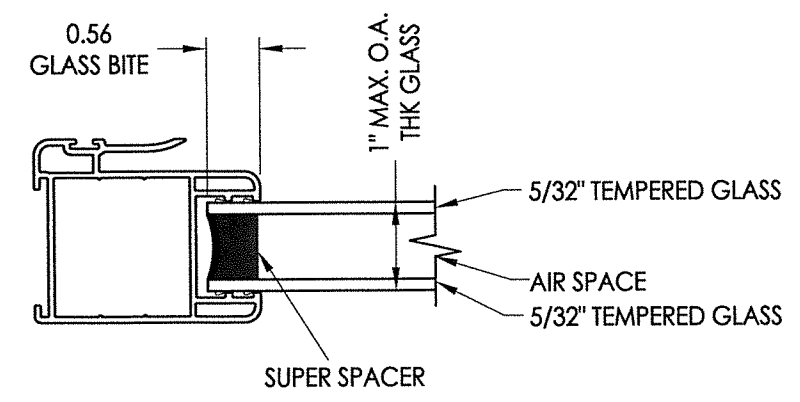
4 SASH STOP



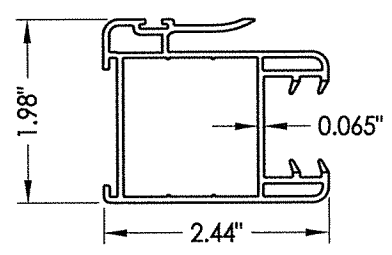
5 STILE



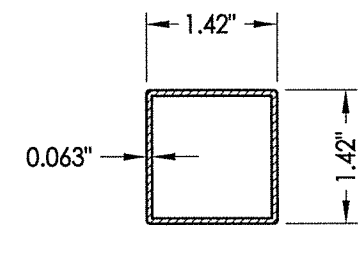
6 SILL RISER



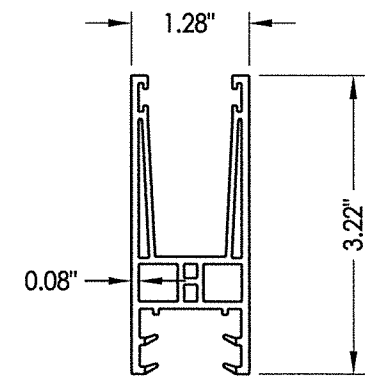
G1 GLAZING DETAIL



7 INTERLOCK STILE



22 REINFORCEMENT



8 HORIZONTAL RAIL

Documents Prepared By: Lyndon F. Schmidt, P.E.
TEXAS P.E. #104123

RW BUILDING CONSULTANTS, INC.
P.O. Box 230 Valrico FL 33595
Phone No.: 813.659.9197

TEXAS BOARD OF PROFESSIONAL ENGINEERS
CERTIFICATE OF REGISTRATION # F-11852

PRODUCT: EXTRUDED VINYL SLIDING PATIO DOORS

PART OR ASSEMBLY: BILL OF MATERIALS, GLAZING DETAIL & COMPONENTS

NO.	DATE	BY	REVISIONS

DATE: 10/20/21

SCALE: N.T.S.

DWG. BY: RW

CHK. BY: LFS

DRAWING NO.: TX-5255

SHEET 5 OF 5