



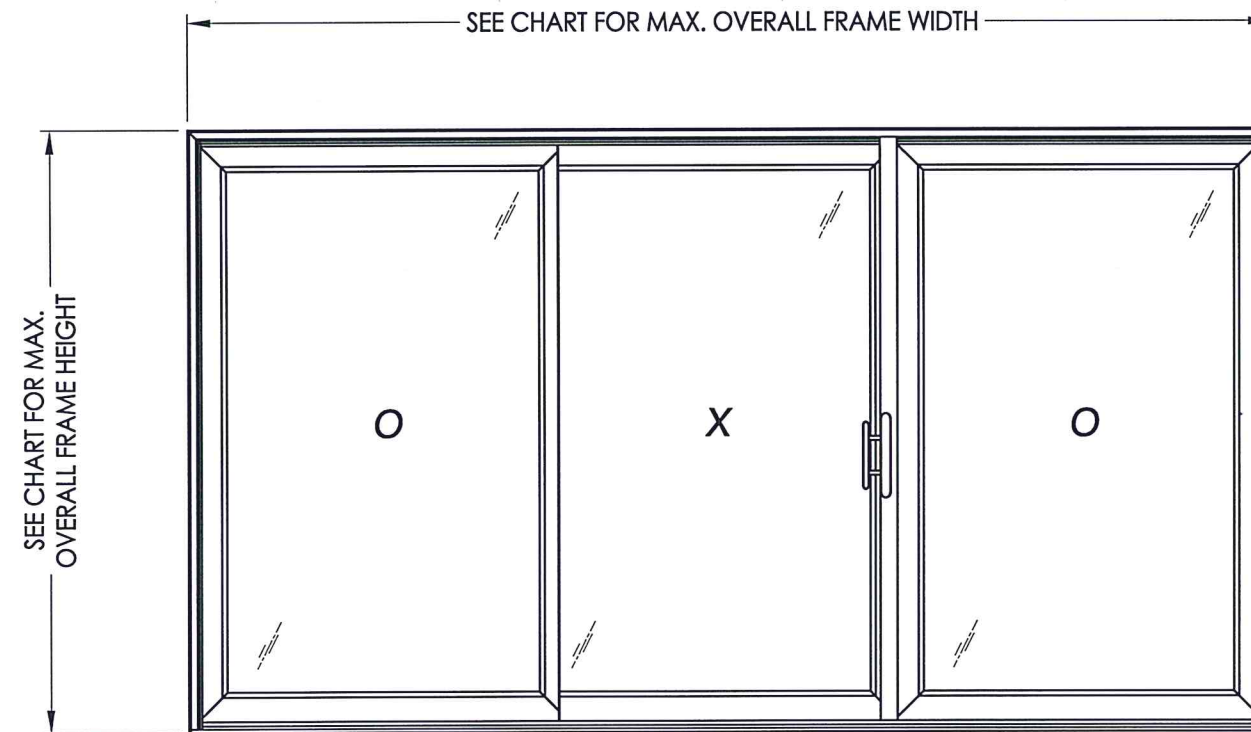
# "Sunrise" Series Sliding Patio Door "NON-IMPACT"

### EVALUATED FOR USE IN THE STATE OF TEXAS


The Sliding Patio Door described herein complies with the 2018 International Residential Code (IRC), Sections R301 & R609 and the 2018 International Building Code (IBC), Sections 1404.13, 1609, 1709.5, 2403 and 2404 subject to the following conditions:

1. Anchors shall be as listed and spaced as shown in the details. Anchor embedment to base material shall be beyond roof covering.
2. When used in areas requiring wind-borne debris protection this product is required to be protected with an impact resistant covering that complies with Section R301.2.1.2 of the IRC and Section 1609.2 of the IBC.
3. Allowable design pressure requirements must be equal to or less than the design pressure rating shown in the design pressure chart, sheet 1 of this drawing.
4. Conditions not covered by this drawing are subject to further engineering analysis.

TABLE OF CONTENTS	
SHEET#	DESCRIPTION
1	Typical elevation, design pressures & general notes
2	Horizontal & vertical cross sections
3	Frame anchoring
4	Components
5	Bill of materials & glazing detail



OVERALL FRAME DIMENSION	MAX. PANEL DIMENSION	MAX. D.L.O. DIMENSION	GLASS TYPE	DESIGN PRESSURE (PSF)	
				POSITIVE	NEGATIVE
107.5" X 79.5"	35.5" X 76.43"	29.25" X 68.81"	G1	+30.0	-45.0



Documents Prepared By: Lyndon F. Schmidt, P.E.  
TEXAS P.E. #104123

**RW** BUILDING CONSULTANTS, INC.  
P.O. Box 230 Valrico FL 33595  
Phone No.: 813.659.9197

TEXAS BOARD OF PROFESSIONAL ENGINEERS  
CERTIFICATE OF REGISTRATION # F-11852

PRODUCT: SUNRISE WINDOWS

PART OR ASSEMBLY: TYPICAL ELEVATION, DESIGN PRESSURES & GENERAL NOTES

NO.	DATE	BY	REVISIONS

DATE: 4/29/21

SCALE: N.T.S.

DWG. BY: RW

CHK. BY: LFS

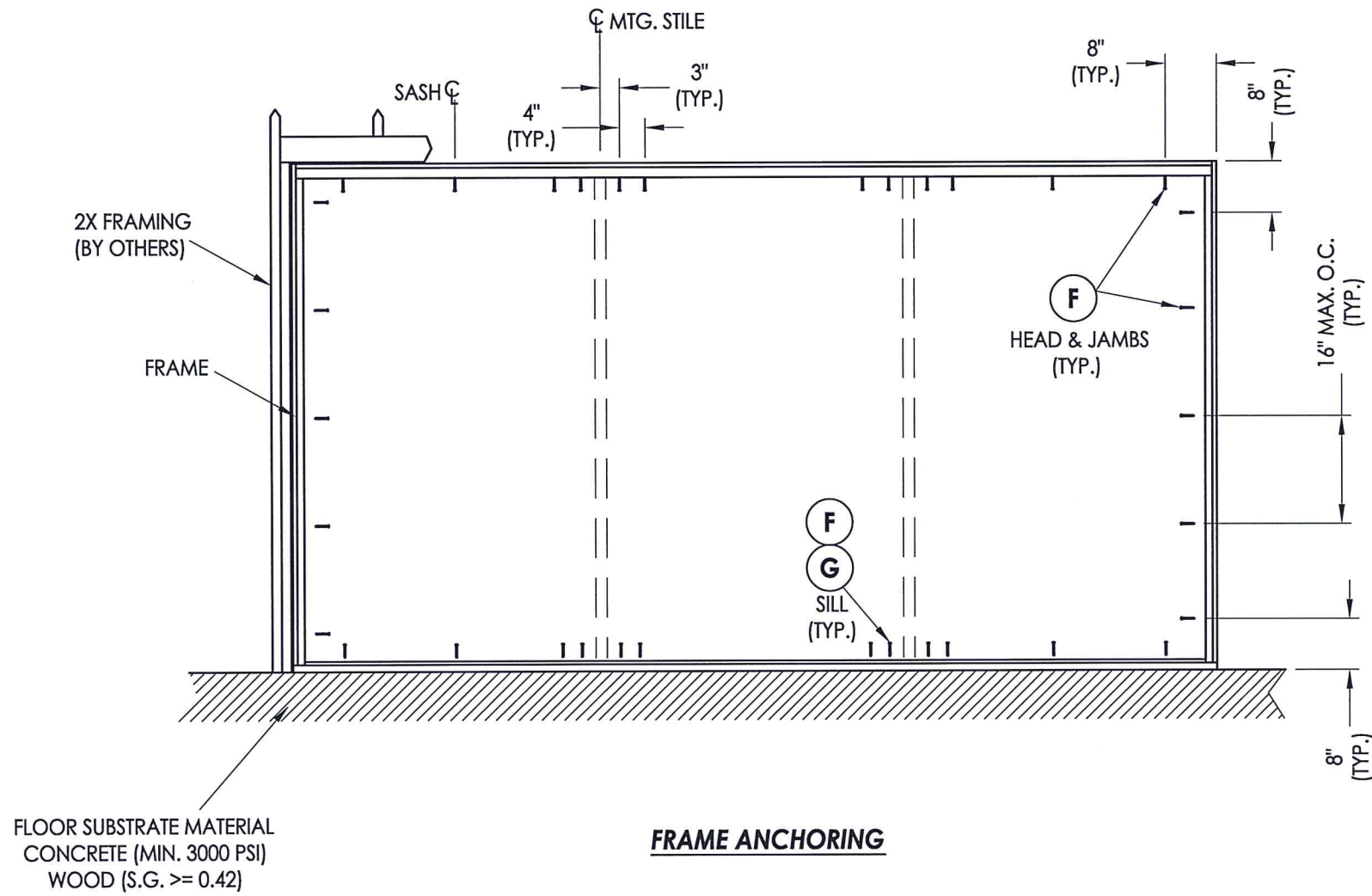
DRAWING NO.: TX-5190

SHEET 1 OF 5









**FRAME ANCHORING**


**CONCRETE ANCHOR NOTES:**

- Concrete anchor locations at the corners may be adjusted to maintain the min. edge distance to mortar joints.
- Concrete anchor locations noted as "MAX. ON CENTER" must be adjusted to maintain the min. edge distance to mortar joints, additional concrete anchors may be required to ensure the "MAX. ON CENTER" dimension are not exceeded.
- Concrete anchor table:

ANCHOR TYPE	ANCHOR SIZE	MIN. EMBEDMENT	MIN. CLEARANCE TO MASONRY EDGE	MIN. CLEARANCE TO ADJACENT ANCHOR
ITW TAPCON®	1/4"	1-3/4"	1-1/2"	4"
DeWALT ULTRACON®	1/4"	1-3/4"	2-1/2"	4"

**WOOD SCREW INSTALLATION NOTES:**

- Maintain a minimum 5/8" edge distance, 1" end distance, & 1" o.c. spacing of wood screws to prevent the splitting of wood.



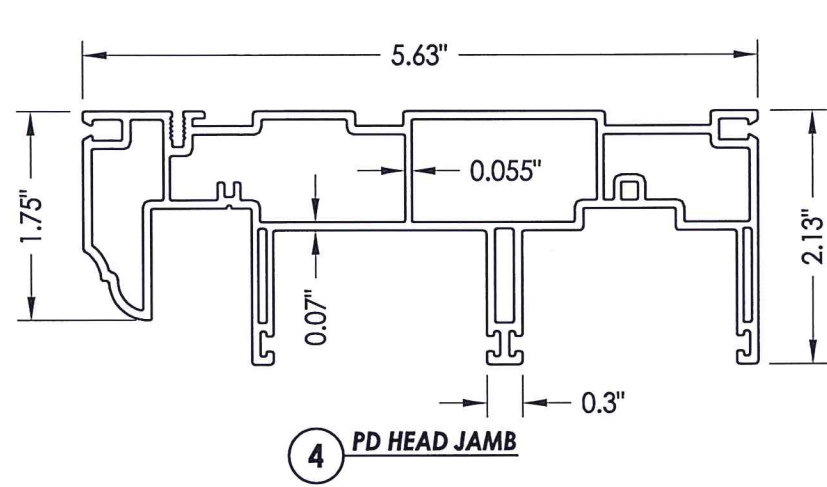
5-3-21

Documents Prepared By: Lyndon F. Schmidt, P.E.  
TEXAS P.E. #104123

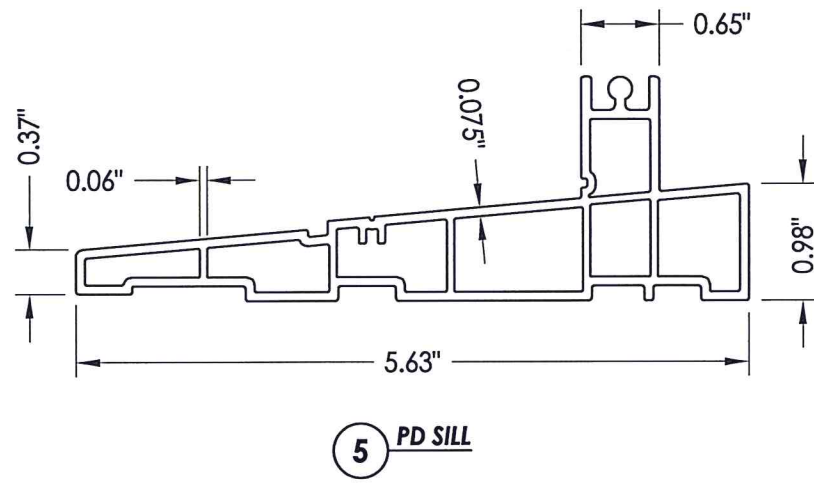
**RW** BUILDING CONSULTANTS, INC.  
P.O. Box 230 Vairico FL. 33595  
Phone No.: 813.659.9197

TEXAS BOARD OF PROFESSIONAL ENGINEERS  
CERTIFICATE OF REGISTRATION # F-11852

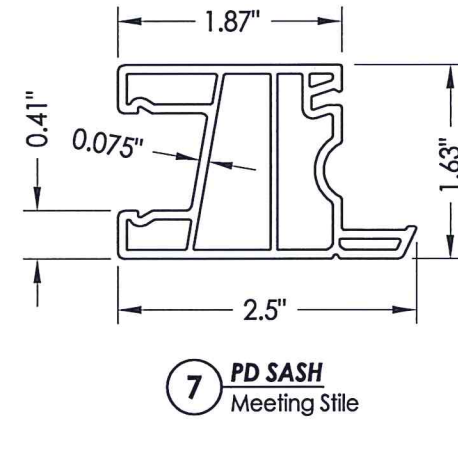
PRODUCT:	SUNRISE WINDOWS		
PART OR ASSEMBLY:	FRAME ANCHORING		
DATE:	4/29/21		
SCALE:	N.T.S.		
DWG. BY:	RW		
CHK. BY:	LFS		
DRAWING NO.:	TX-5190		
SHEET	3 OF 5		
NO.	DATE	BY	REVISIONS




4 PD HEAD JAMB



5 PD SILL



7 PD SASH Meeting Stile

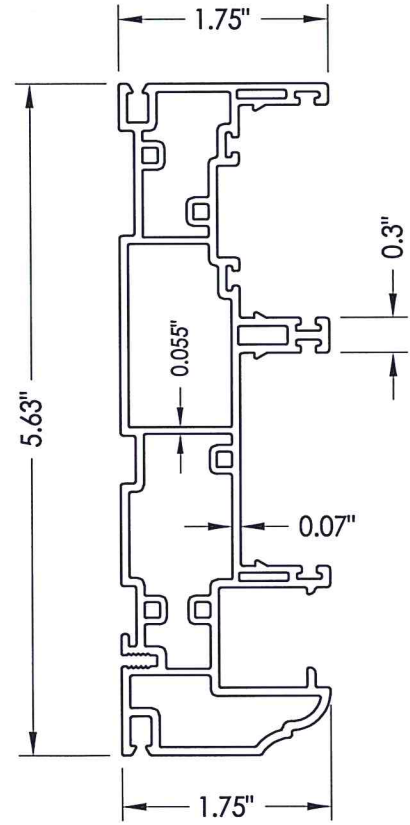


5-3-21

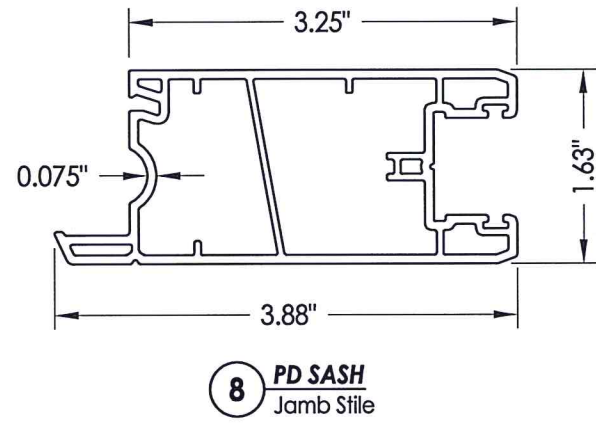
Documents Prepared By: Lyndon F. Schmidt, P.E.  
TEXAS P.E. #104123

RW BUILDING CONSULTANTS, INC.  
P.O. Box 230 Valrico FL 33595  
Phone No.: 813.659.9197

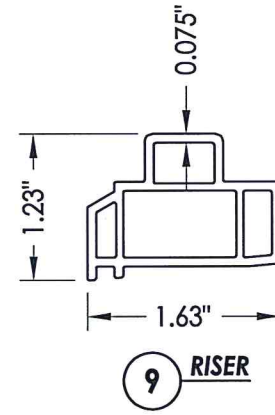
TEXAS BOARD OF PROFESSIONAL ENGINEERS  
CERTIFICATE OF REGISTRATION # F-11852



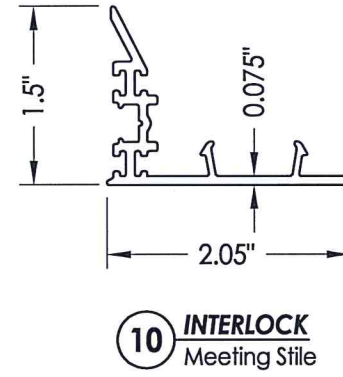
6 PD JAMB



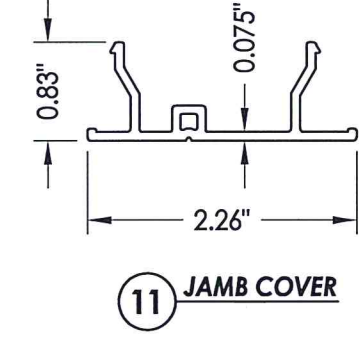
8 PD SASH Jamb Stile



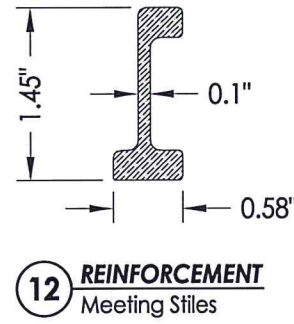
9 RISER



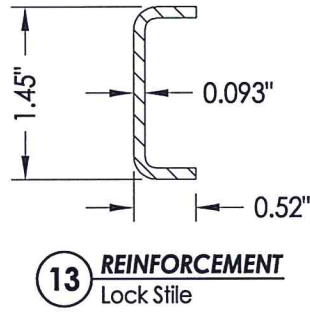
10 INTERLOCK Meeting Stile



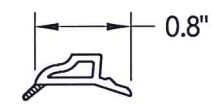
11 JAMB COVER



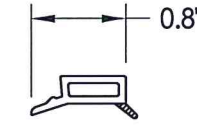
12 REINFORCEMENT Meeting Stiles



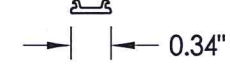
13 REINFORCEMENT Lock Stile



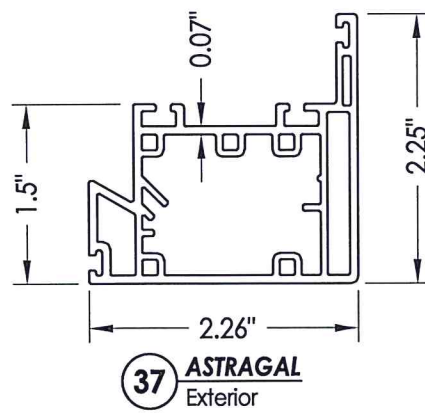
14 GLAZING BEAD



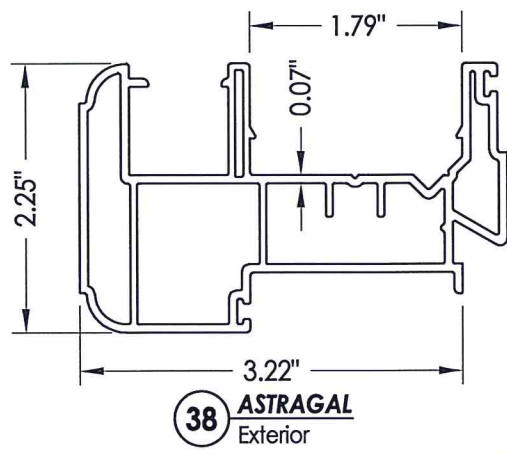
15 GLAZING BEAD



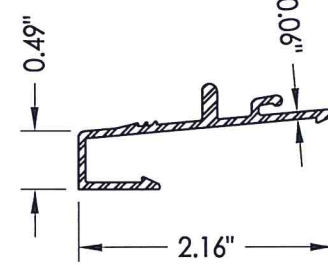
16 INTERLOCK SCREW COVER



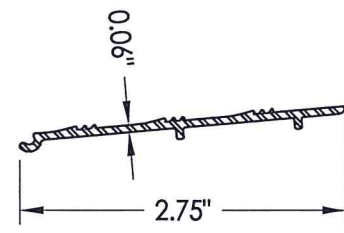
37 ASTRAGAL Exterior



38 ASTRAGAL Exterior



41 SILL NOSING



42 SILL EXTENDER

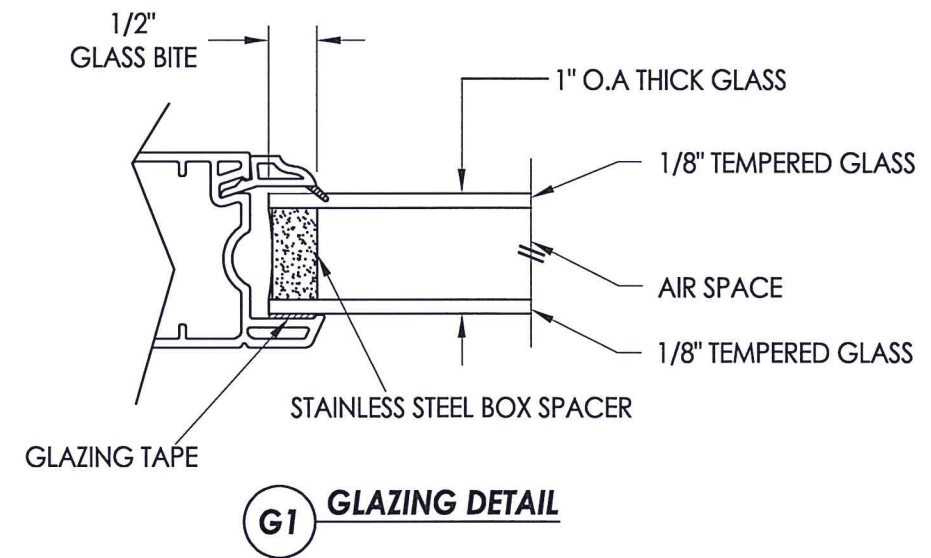
PRODUCT: SUNRISE WINDOWS	
PART OR ASSEMBLY: COMPONENTS	
NO.	DATE
BY	REVISIONS
DATE: 4/29/21	
SCALE: N.T.S.	
DWG. BY: RW	
CHK. BY: LFS	
DRAWING NO.: TX-5190	
SHEET 4 OF 5	




**BILL OF MATERIALS**

ITEM #	DESCRIPTION	MATERIAL
B	2X FRAMING (SG >= 0.42)	WOOD
C	3/8" MAX. SHIM SPACE	-
F	#10 X 2" PPH SMS (1-3/8" MIN. EMBEDMENT)	STEEL
G	1/4" FH DeWALT OR ITW CONCRETE SCREW (1-3/4" MIN. EMBEDMENT)	STEEL
4	PD HEAD JAMB*	RIGID PVC
5	PD SILL*	RIGID PVC
6	PD JAMB*	RIGID PVC
7	PD SASH MEETING STILE*	RIGID PVC
8	PD SASH JAMB STILE*	RIGID PVC
9	RISER*	RIGID PVC
10	INTERLOCK MEETING STILE*	RIGID PVC
11	JAMB COVER*	RIGID PVC
12	REINFORCEMENT MEETING STILES	FIBERGLASS
13	REINFORCEMENT LOCK STILE	STEEL
14	GLAZING BEAD*	RIGID PVC
15	GLAZING BEAD (FIXED MEETING STILE)*	RIGID PVC
16	INTERLOCK SCREW COVER*	RIGID PVC
20	PULL HANDLE	-
29	BULB WEATHERSTRIP	-
30	FIN WEATHERSTRIP	-
31	BULB WEATHERSTRIP	NEOPRENE
32	ROLLER ASSY.	-
37	ASTRAGAL INTERIOR*	RIGID PVC
38	ASTRAGAL EXTERIOR*	RIGID PVC
40	LATCH BAR	STEEL
41	SILL NOSING	ALUM
42	SILL EXTENDER (NOT SHOWN)	ALUM

\* THE APPROVED WHITE RIGID PVC EXTERIOR EXTRUSIONS FOR WINDOWS ARE TO BE PRODUCED BY EXTRUDERS LICENSEES IN "AAMA CERTIFICATION PROGRAMS FOR RIGID PVC EXTRUSIONS".



**G1 GLAZING DETAIL**



Documents Prepared By: Lyndon F. Schmidt, P.E.  
TEXAS P.E. #104123

**RW** BUILDING CONSULTANTS, INC.  
P.O. Box 230 Valrico FL 33595  
Phone No.: 813.659.9197  
TEXAS BOARD OF PROFESSIONAL ENGINEERS  
CERTIFICATE OF REGISTRATION # F-11852

PRODUCT: SUNRISE WINDOWS  
PART OR ASSEMBLY: BILL OF MATERIALS & GLAZING DETAILS

NO.	DATE	BY	REVISIONS

DATE: 4/29/21  
SCALE: N.T.S.  
DWG. BY: RW  
CHK. BY: LFS  
DRAWING NO.: TX-5190  
SHEET 5 OF 5