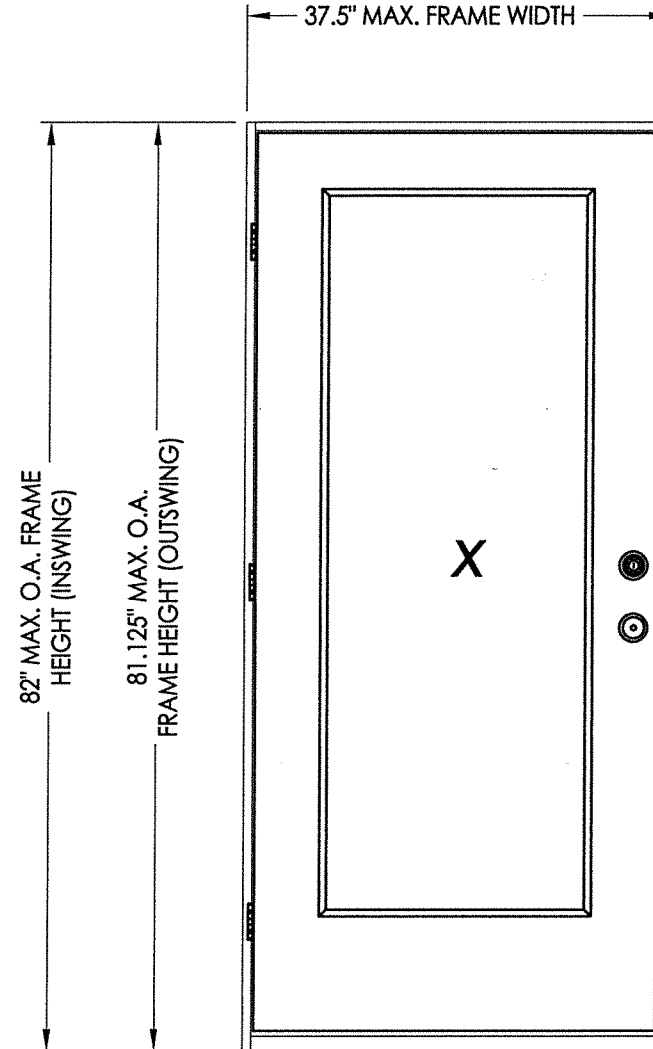




# Glazed Fiberglass Door

## "NON-IMPACT"

### IN SWING / OUT SWING




**EVALUATED FOR USE IN THE STATE OF TEXAS**

The Glazed Fiberglass Door system described herein complies with the 2018 International Residential Code (IRC), Sections R301 & R609 and the 2018 International Building Code (IBC), Sections 1404.13, 1609, 1709.5, 2403 and 2404 subject to the following conditions:

1. Anchors shall be as listed and spaced as shown in the details. Anchor embedment to base material shall be beyond wall dressing or stucco.
2. When used in areas requiring wind-borne debris protection this product is required to be protected with an impact resistant covering that complies with Section R301.2.1.2 of the IRC and Section 1609.2 of the IBC.
3. Allowable design pressure requirements must be equal to or less than the design pressure rating shown in the design pressure chart, sheet 1 of this drawing.
4. Conditions not covered by this drawing are subject to further engineering analysis.

| TABLE OF CONTENTS |  |
|-------------------|--|
| SHEET#            | DESCRIPTION  |
| 1                 | Typical elevations, design pressures & general notes |
| 2                 | Door panel details (lip lite insert glazing)         |
| 3                 | Horizontal & vertical cross sections                 |
| 4                 | Vertical cross sections                              |
| 5                 | Frame anchoring                                      |

| CONFIG. | MODEL     | DESIGN PRESSURE (PSF) |          |
|---------|-----------|-----------------------|----------|
|         |           | POSITIVE              | NEGATIVE |
| X       | IN SWING  | +50.0                 | -50.0    |
| X       | OUT SWING | +40.0                 | -40.0    |



Documents Prepared By: Lyndon F. Schmidt, P.E.  
TEXAS P.E. #104123

**RW** BUILDING CONSULTANTS, INC.  
P.O. Box 230 Valrico FL 33595  
Phone No.: 813.659.9197

TEXAS BOARD OF PROFESSIONAL ENGINEERS  
CERTIFICATE OF REGISTRATION # F-11852

PRODUCT: ENDURA

PART OR ASSEMBLY: TYPICAL ELEVATION, DESIGN PRESSURES & GENERAL NOTES

| NO. | DATE    | REVISIONS  |
|-----|---------|--|
| 1   | 9/23/19 | ADD "FusionFrame" OPTION & UPDATE TO 2018 IBC/IRC CODE |

DATE: 11/8/18

SCALE: N.T.S.

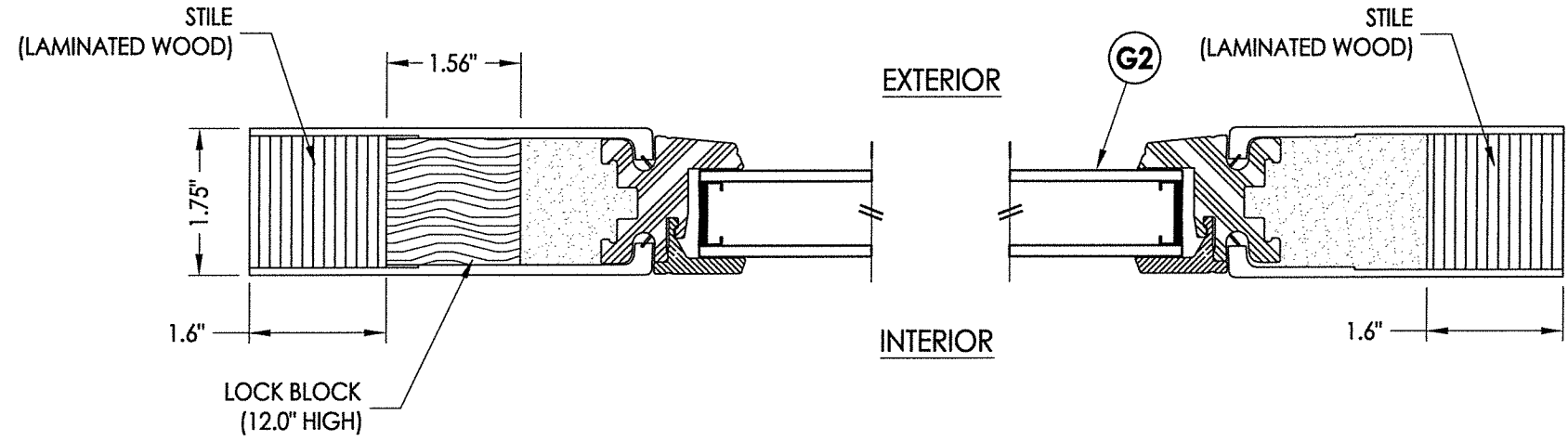
DWG. BY: JK

CHK. BY: LFS

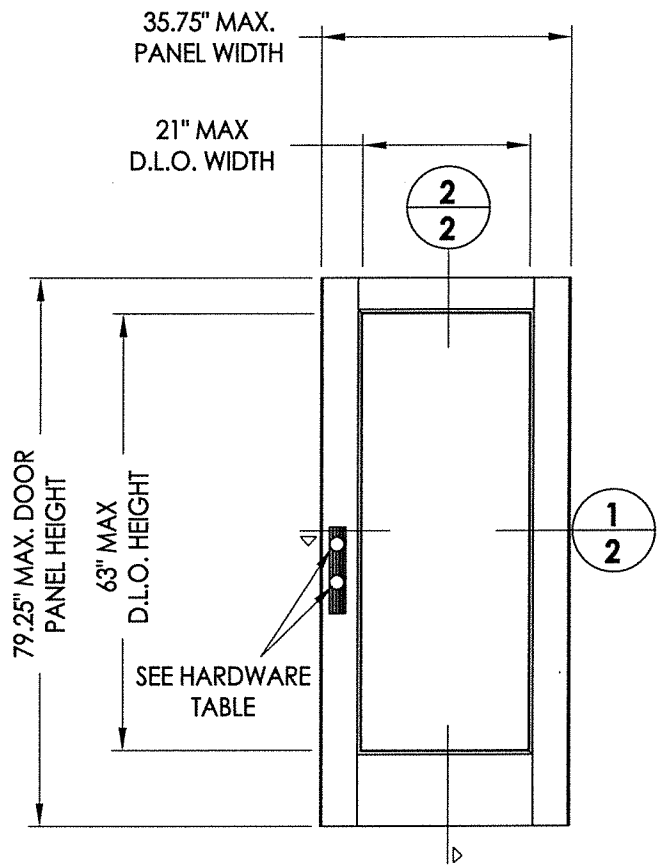
DRAWING NO.: TX-4904

SHEET 1 OF 5

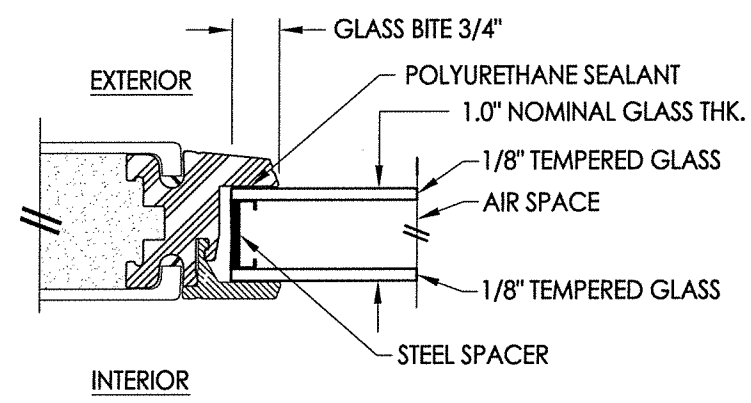
R:\Clients\Endura PERMANENT\B - Texas Dept of Ins\TDI - DR-1018 Flush GLZ Masonite FG door (4904-4909)\C - Drawings\TX-4904-07.dwg, 2.7



**1**  
**2** HORIZONTAL CROSS SECTION

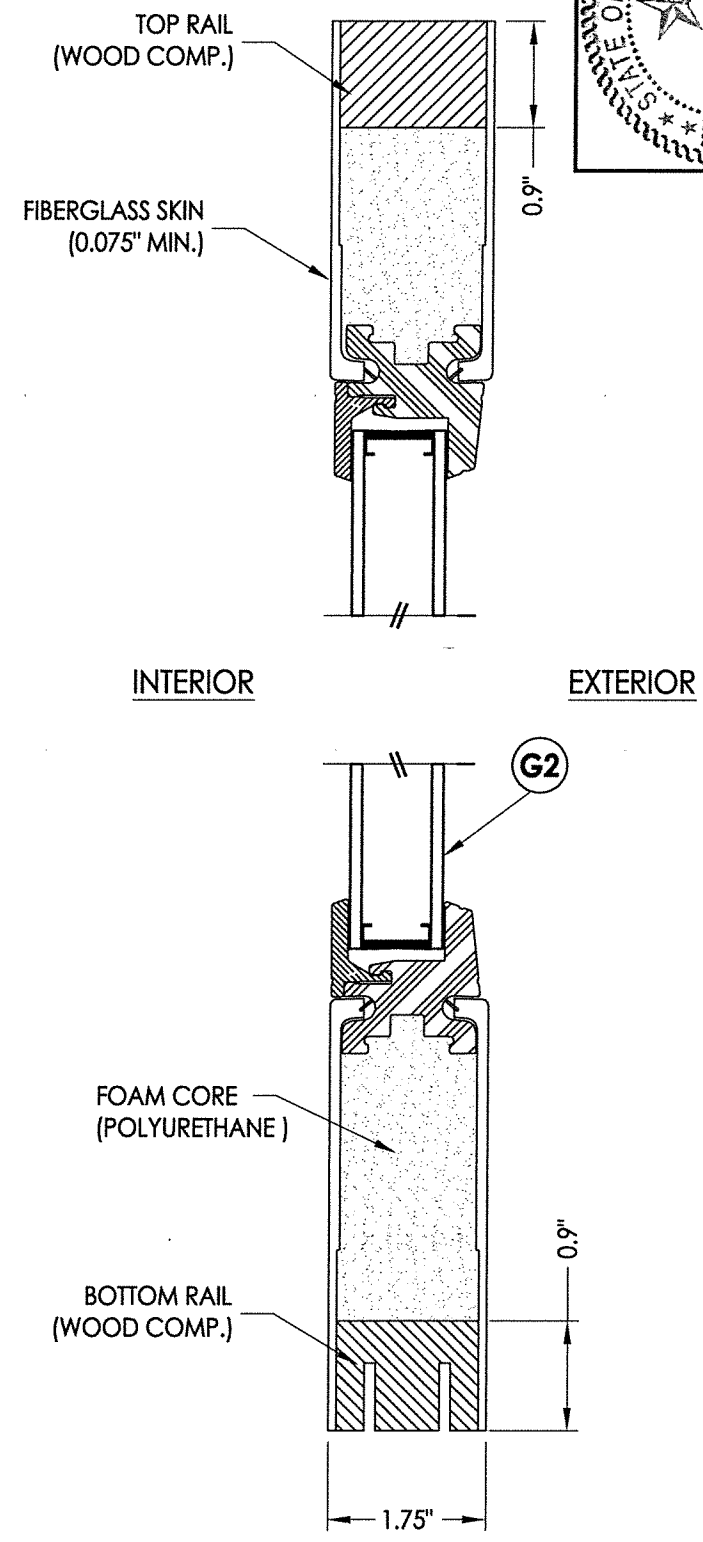


MASONITE  
Flush glazed  
(fiberglass)




**G2** GLAZING DETAIL  
Flush Glazing

| HARDWARE TABLE |   |
|----------------|---|
| MANUFACTURER   | MODEL   |
| KWIKSET        | LATCH: KWIKSET SIGNATURE SERIES (991)<br>DEADBOLT: KWIKSET SIGNATURE SERIES (980/985) |



**2**  
**2** VERTICAL CROSS SECTION



Documents Prepared By: Lyndon F. Schmidt, P.E.  
TEXAS P.E. #104123

**RW** BUILDING CONSULTANTS, INC.  
P.O. Box 230 Valrico FL 33595  
Phone No.: 813.659.9197

TEXAS BOARD OF PROFESSIONAL ENGINEERS  
CERTIFICATE OF REGISTRATION # F-11852

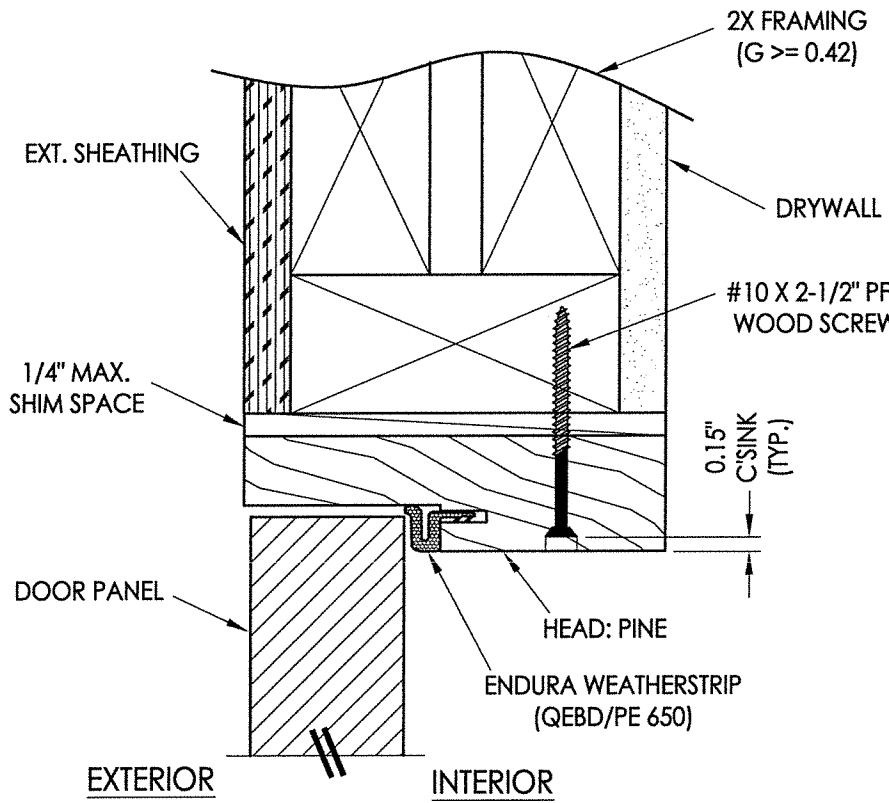
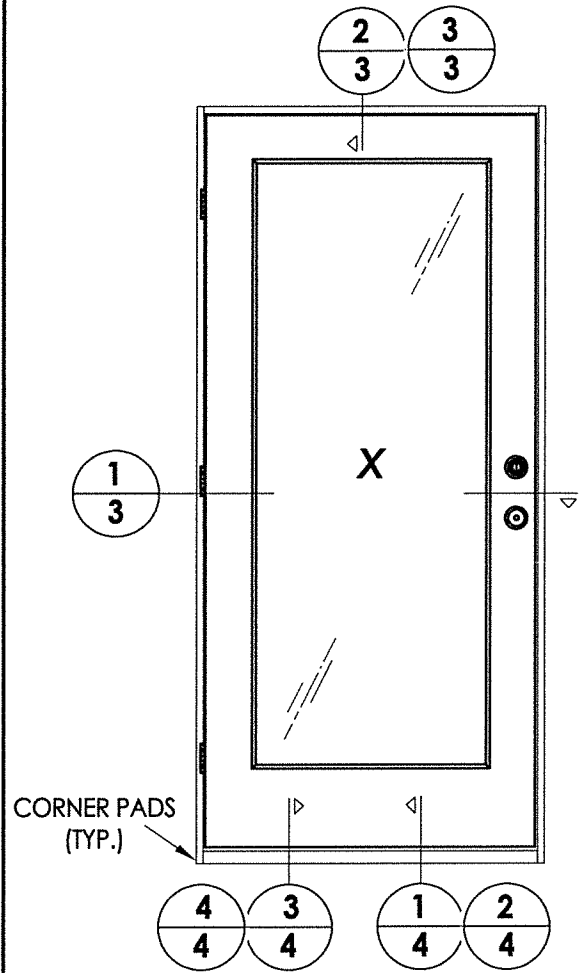
PRODUCT: ENDURA

PART OR ASSEMBLY: DOOR PANEL DETAILS (FLUSH GLAZING)

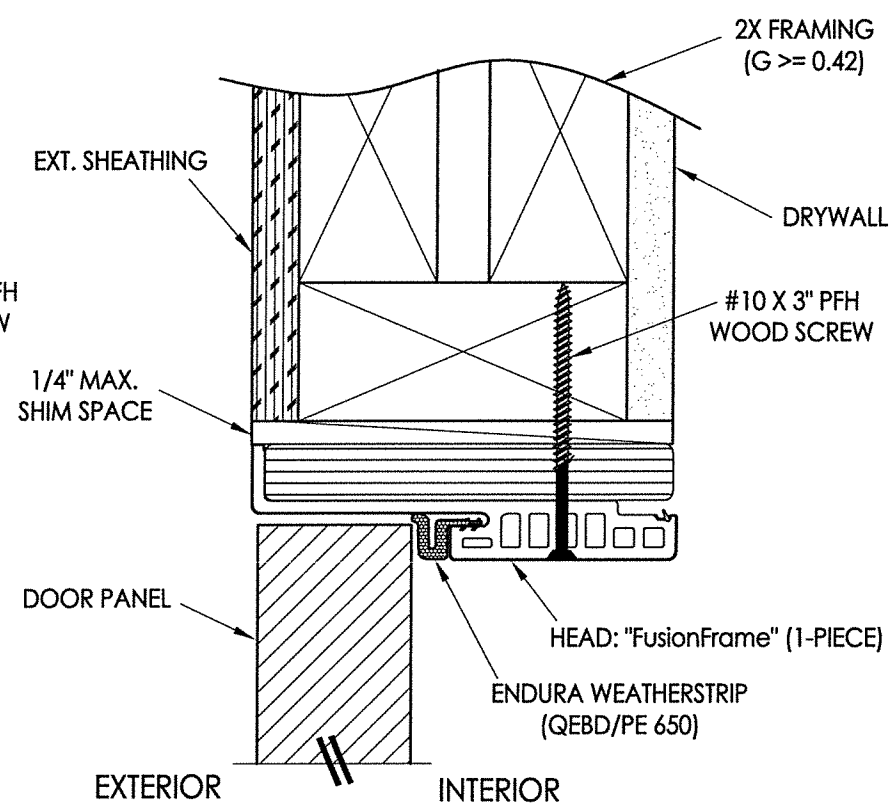
| NO. | DATE    | REVISIONS  |
|-----|---------|--|
| 1   | 9/23/19 | ADD "FusionFrame" OPTION & UPDATE TO 2018 IBC/IRC CODE |

DATE: 11/8/18  
SCALE: N.T.S.  
DWG. BY: JK  
CHK. BY: LFS  
DRAWING NO.: TX-4904  
SHEET 2 OF 5

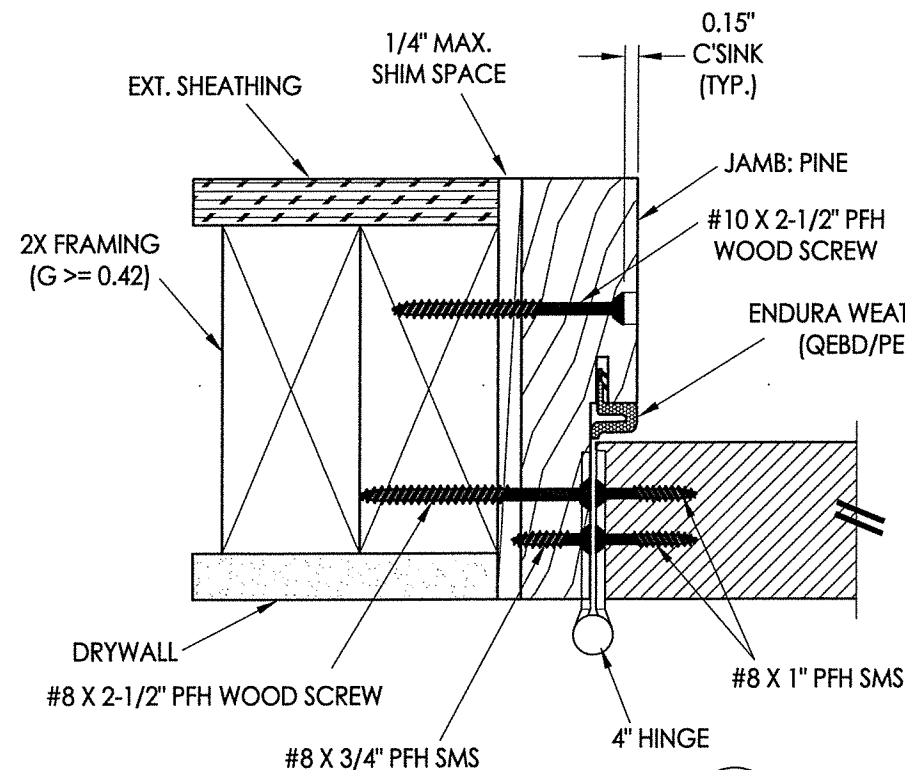
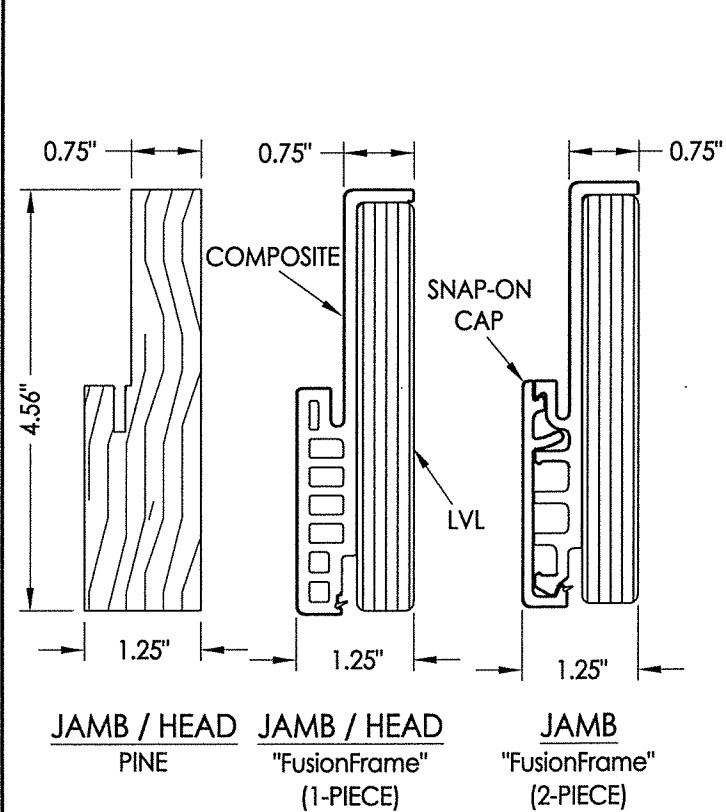
R:\Clients\Endura PERMANENT\B - Texas Dept of Ins\TDI - DR-1018 Flush GLZ Masonite FG door (4904-4909)\C - Drawings\TX-4904-07.dwg, 3.7




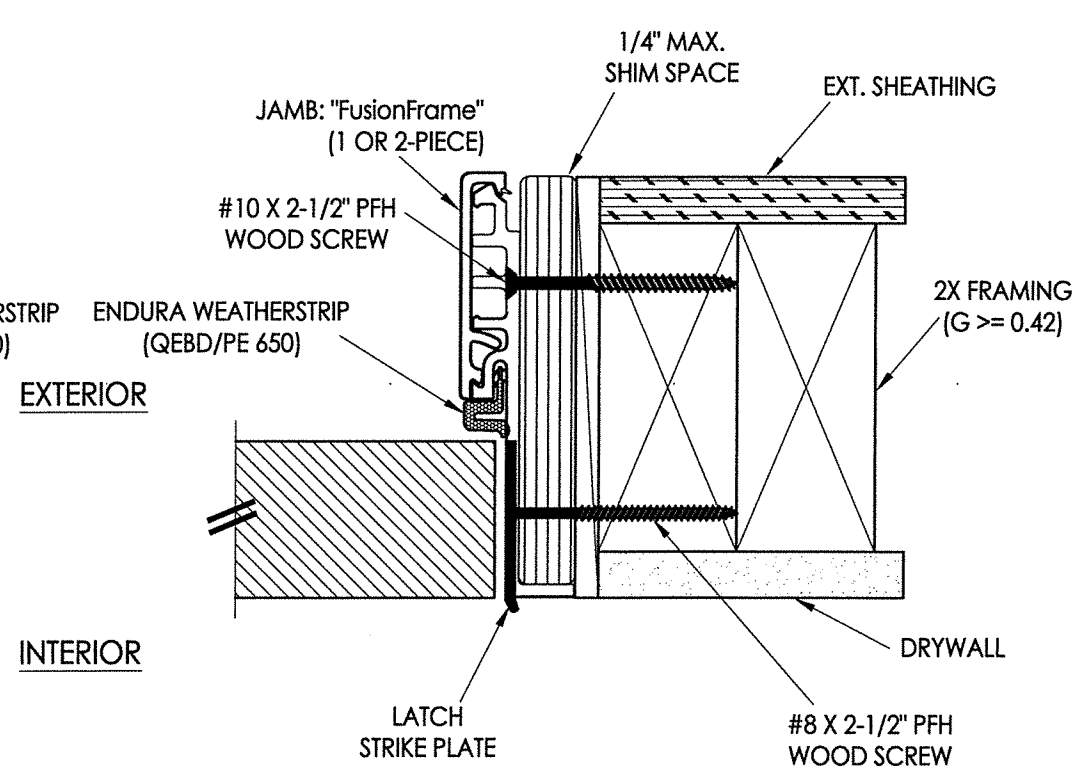
**2 VERTICAL CROSS SECTION**  
 3 Outswing shown - inswing also approved



**3 VERTICAL CROSS SECTION**  
 3 Outswing shown - inswing also approved



**1 HORIZONTAL CROSS SECTION**  
 3 Inswing shown - Outswing also approved



Documents Prepared By: Lyndon F. Schmidt, P.E.  
 TEXAS P.E. #104123

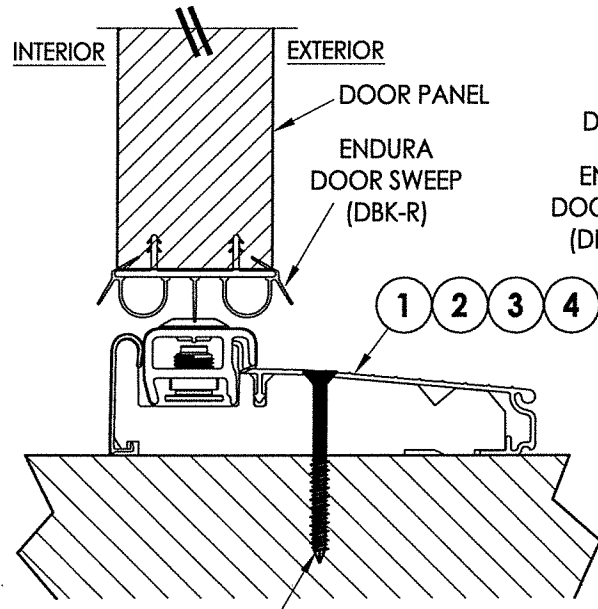
**RW** BUILDING CONSULTANTS, INC.  
 P.O. Box 230 Valrico FL 33595  
 Phone No.: 813.659.9197  
 TEXAS BOARD OF PROFESSIONAL ENGINEERS  
 CERTIFICATE OF REGISTRATION # F-11852

|                   |                                      |
|-------------------|--------------------------------------|
| PRODUCT:          | ENDURA                               |
| PART OR ASSEMBLY: | HORIZONTAL & VERTICAL CROSS SECTIONS |

| NO. | DATE    | REVISIONS  | BY  |
|-----|---------|--|-----|
| 1   | 9/23/19 | ADD "FusionFrame" OPTION & UPDATE TO 2018 IBC/IRC CODE | LFS |

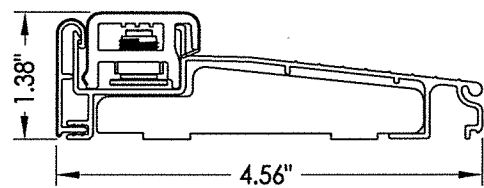
DATE: 11/8/18  
 SCALE: N.T.S.  
 DWG. BY: JK  
 CHK. BY: LFS  
 DRAWING NO.: TX-4904  
 SHEET 3 OF 5

R:\Clients\Endura PERMANENT.B - Texas Dept of Ins\TDI - DR-1018 Flush GLZ Masonite FG door (4904-4909)\C - Drawings\TX-4904-07.dwg, 4.7

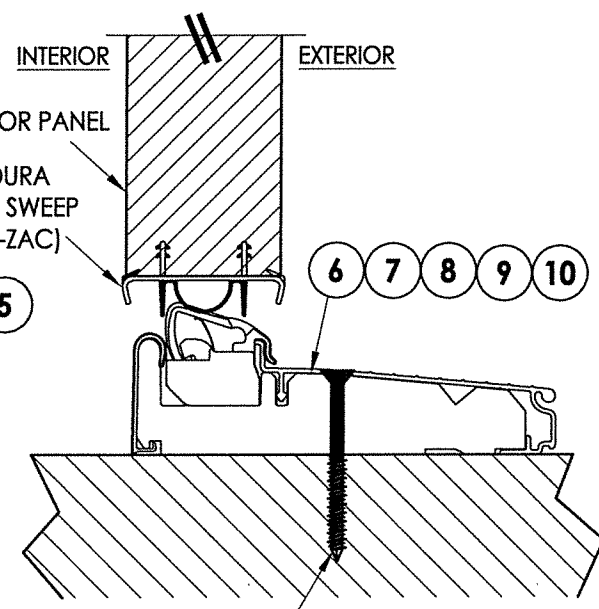


#10 X 2.5" PFH WOOD SCREW OR  
1/4" X 2-3/4" ELCO OR ITW CONCRETE SCREW

**1 VERTICAL CROSS SECTION**  
**4** Inswing Adjustable Threshold

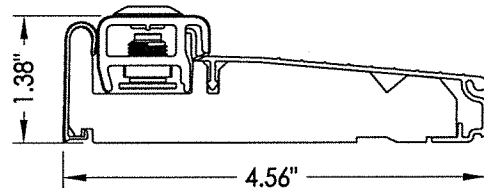


**1 INSWING ADJUSTABLE THRESHOLD**  
ZAIL4565

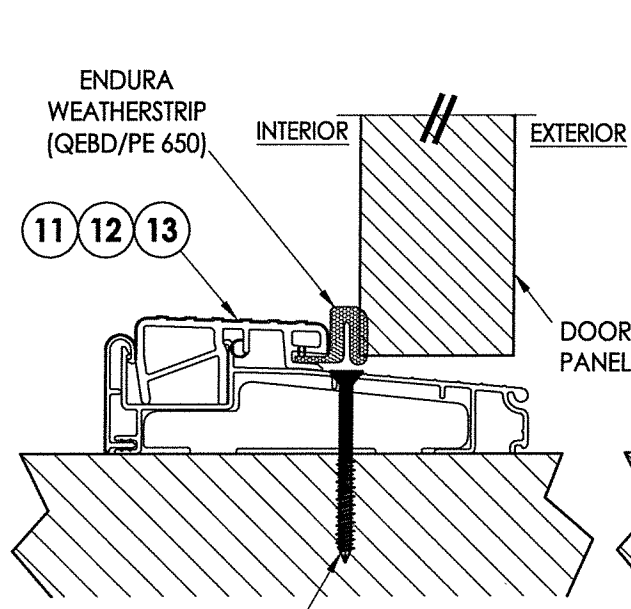


#10 X 2.5" PFH WOOD SCREW OR  
1/4" X 2-3/4" ELCO OR ITW CONCRETE SCREW

**2 VERTICAL CROSS SECTION**  
**4** Inswing Articulating Threshold

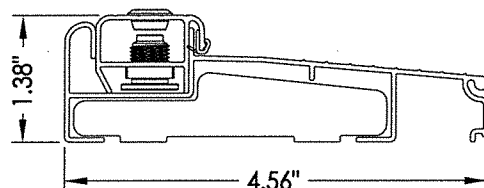


**2 INSWING ARTICULATING THRESHOLD**  
ZAI4565FN

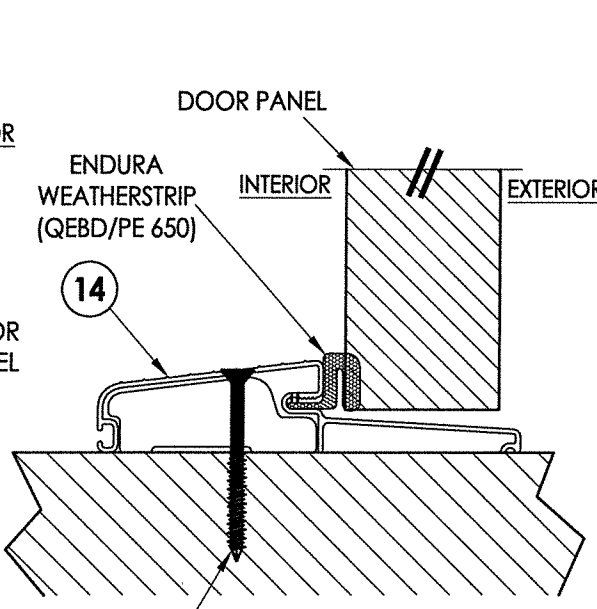


#10 X 2.5" PFH WOOD SCREW OR  
1/4" X 2-3/4" ELCO OR ITW CONCRETE SCREW

**3 VERTICAL CROSS SECTION**  
**4** Inswing Adjustable Threshold

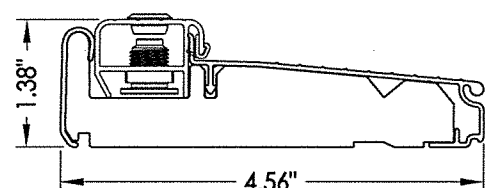


**3 INSWING ADJUSTABLE THRESHOLD**  
ZAILAA4565

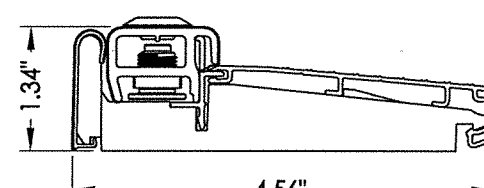


#10 X 2.5" PFH WOOD SCREW OR  
1/4" X 2-3/4" ELCO OR ITW CONCRETE SCREW

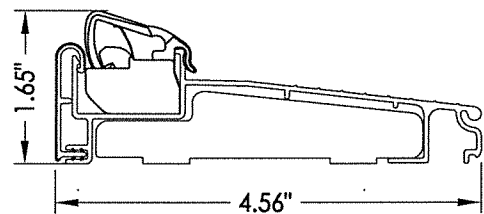
**4 VERTICAL CROSS SECTION**  
**4** Inswing Articulating Threshold



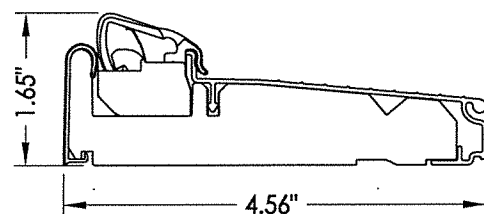
**4 INSWING ARTICULATING THRESHOLD**  
ZAI4565FN



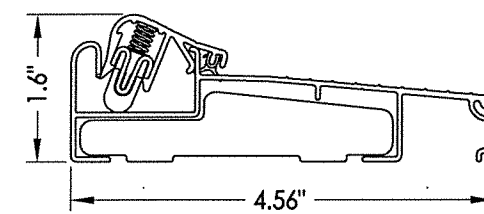
**5 INSWING ADJUSTABLE THRESHOLD**  
ZAI4565RDS



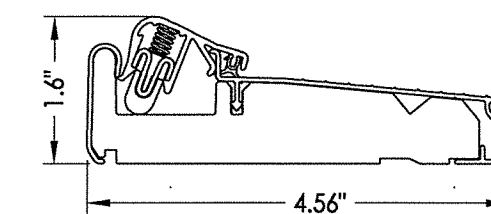
**6 INSWING ARTICULATING THRESHOLD**  
ZACL4565



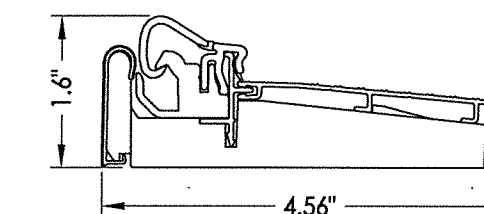
**7 INSWING ARTICULATING THRESHOLD**  
ZAC4565FN



**8 INSWING ARTICULATING THRESHOLD**  
ZACAA4565

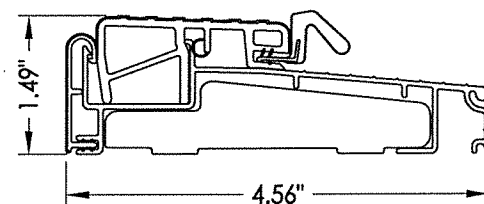


**9 INSWING ARTICULATING THRESHOLD**  
ZACAA4565FN

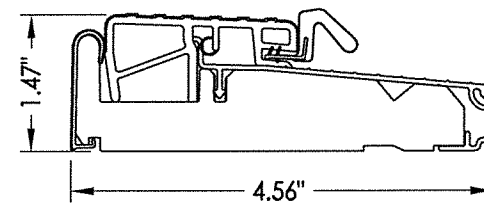


**10 INSWING ARTICULATING THRESHOLD**  
ZAC4565RDS

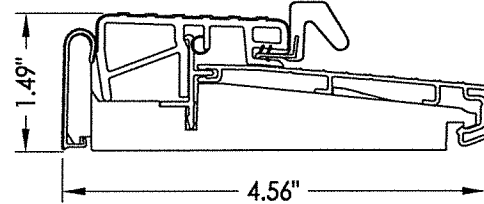
MAX. DESIGN PRESSURE = ±45 PSF



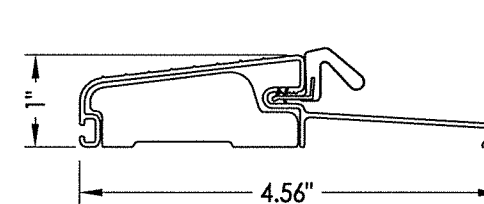
**11 OUTSWING THRESHOLD**  
ZOBL4565




**12 OUTSWING THRESHOLD**  
ZOB4565FN



**13 OUTSWING THRESHOLD**  
ZOB4565RDS



**14 OUTSWING THRESHOLD**  
FOB4566

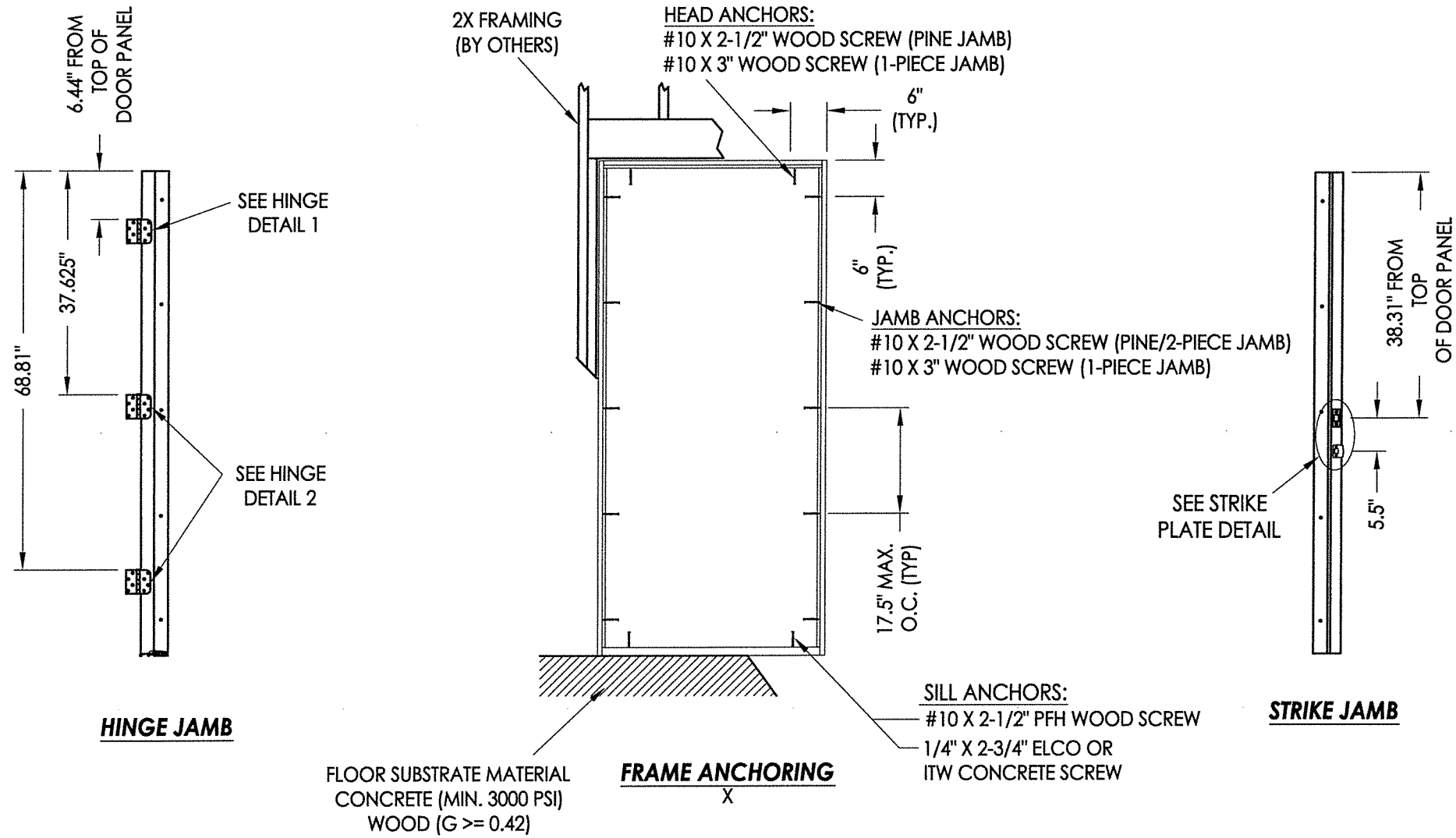


Documents Prepared By: Lyndon F. Schmidt, P.E.  
TEXAS P.E. #104123

**RW** BUILDING CONSULTANTS, INC.  
P.O. Box 230 Valrico FL 33595  
Phone No.: 813.659.9197

TEXAS BOARD OF PROFESSIONAL ENGINEERS  
CERTIFICATE OF REGISTRATION # F-11852

|                      |         |   |  |
|----------------------|---------|---|--|
| PRODUCT: ENDURA      |         | PART OR ASSEMBLY: VERTICAL CROSS SECTIONS |  |
| NO.                  | DATE    | BY  | REVISIONS  |
| 1                    | 9/23/19 | LFS                                       | ADD "FusionFrame" OPTION & UPDATE TO 2018 IBC/IRC CODE |
| DATE: 11/8/18        |         | SCALE: N.T.S.                             |  |
| DWG. BY: JK          |         | CHK. BY: LFS                              |  |
| DRAWING NO.: TX-4904 |         | SHEET 4 OF 5                              |  |




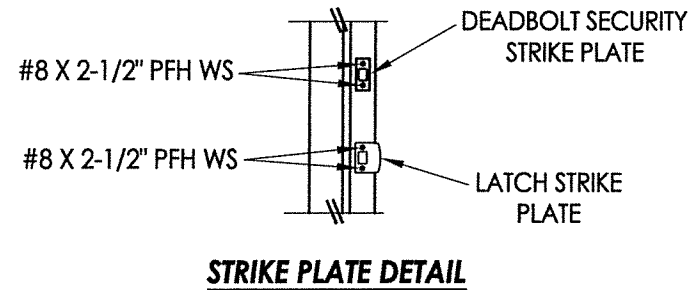
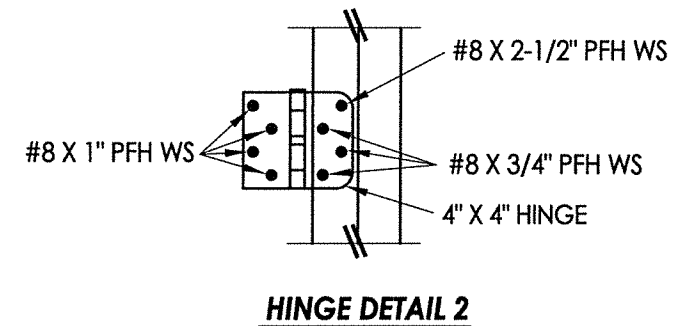
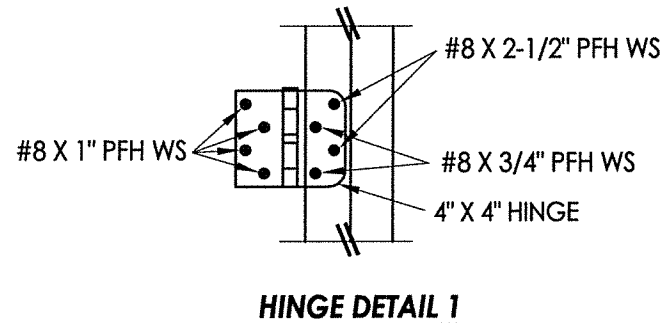
**JAMB NOTES:**

THE PINE OR "FusionFrame" 1-PIECE JAMB MAY BE INSTALLED @ THE HEAD OR SIDE JAMB.  
 THE FusionFrame" 2-PIECE JAMB MAY BE INSTALLED @ THE SIDE JAMBS ONLY.

**CONCRETE ANCHOR NOTES:**

- Concrete anchor locations at the corners may be adjusted to maintain the min. edge distance to mortar joints.
- Concrete anchor locations noted as "MAX. ON CENTER" must be adjusted to maintain the min. edge distance to mortar joints, additional concrete anchors may be required to ensure the "MAX. ON CENTER" dimension are not exceeded.
- Concrete anchor table:

| ANCHOR TYPE    | ANCHOR SIZE | MIN. EMBEDMENT | MIN. CLEARANCE TO MASONRY EDGE | MIN. CLEARANCE TO ADJACENT ANCHOR |
|----------------|-------------|----------------|--------------------------------|-----------------------------------|
| ITW TAPCON®    | 1/4"        | 1-3/4"         | 2-1/2"                         | 3"                                |
| ELCO ULTRACON® | 1/4"        | 1-3/4"         | 1"                             | 3"                                |



Documents Prepared By: Lyndon F. Schmidt, P.E.  
 TEXAS P.E. #104123

**RW BUILDING CONSULTANTS, INC.**  
 P.O. Box 230 Valrico FL 33595  
 Phone No.: 813.659.9197

TEXAS BOARD OF PROFESSIONAL ENGINEERS  
 CERTIFICATE OF REGISTRATION # F-11852

PRODUCT: ENDURA

PART OR ASSEMBLY: FRAME ANCHORING

| NO. | DATE    | REVISIONS  |
|-----|---------|--|
| 1   | 9/23/19 | ADD "FusionFrame" OPTION & UPDATE TO 2018 IBC/IRC CODE |

DATE: 11/8/18  
 SCALE: N.T.S.  
 DWG. BY: JK  
 CHK. BY: LFS  
 DRAWING NO.: TX-4904  
 SHEET 5 OF 5