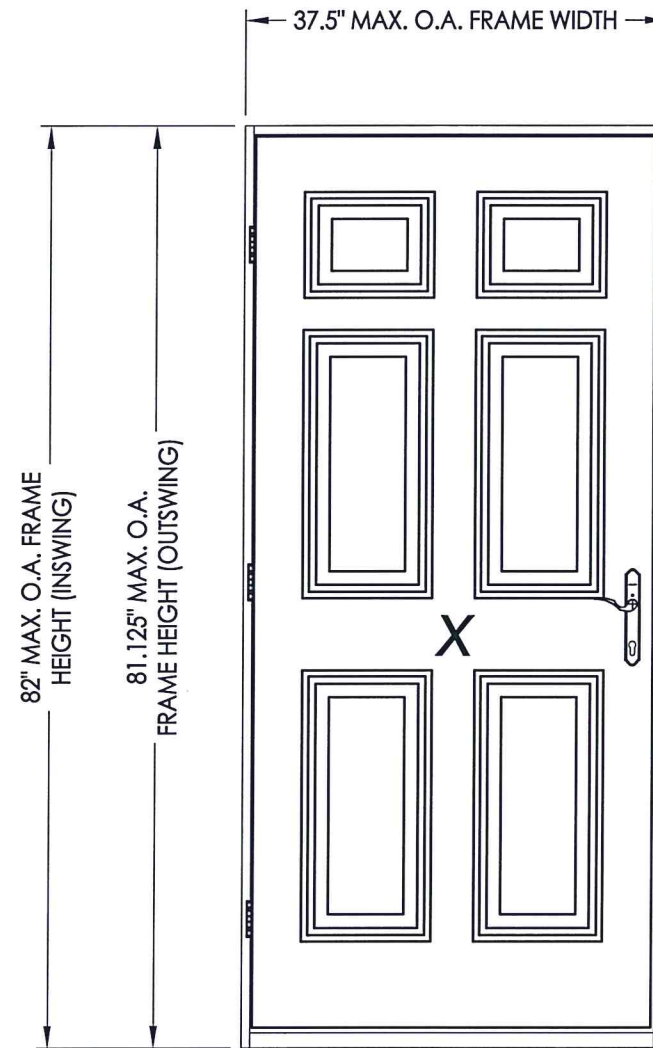




PERFORMANCE STANDARD

# Opaque Fiberglass Door

"NON-IMPACT"  
INSWING / OUTSWING



**EVALUATED FOR USE IN THE STATE OF TEXAS**

The Fiberglass Door system described herein complies with the 2018 International Residential Code (IRC), Sections R301 & R609 and the 2018 International Building Code (IBC), Sections 1404.13, 1609, 1709.5, 2403 and 2404 subject to the following conditions:

1. Anchors shall be as listed and spaced as shown in the details. Anchor embedment to base material shall be beyond wall dressing or stucco.
2. When used in areas requiring wind-borne debris protection this product is required to be protected with an impact resistant covering that complies with Section R301.2.1.2 of the IRC and Section 1609.2 of the IBC.
3. Allowable design pressure requirements must be equal to or less than the design pressure rating shown in the design pressure chart, sheet 1 of this drawing.
4. Conditions not covered by this drawing are subject to further engineering analysis.

TABLE OF CONTENTS	
SHEET #	DESCRIPTION
1	Typical elevations, design pressures & general notes
2	Door panel details
3	Horizontal & vertical cross sections
4	Vertical cross sections
5	Frame anchoring

CONFIG.	MODEL	DESIGN PRESSURE (PSF)	
		POSITIVE	NEGATIVE
X	INSWING	+50.0	-50.0
X	OUTSWING	+45.0	-45.0



Documents Prepared By: Lyndon F. Schmidt, P.E.  
TEXAS P.E. #104123

**RW** BUILDING CONSULTANTS, INC.  
P.O. Box 230 Valrico FL 33595  
Phone No.: 813.659.9197

TEXAS BOARD OF PROFESSIONAL ENGINEERS  
CERTIFICATE OF REGISTRATION # F-11852

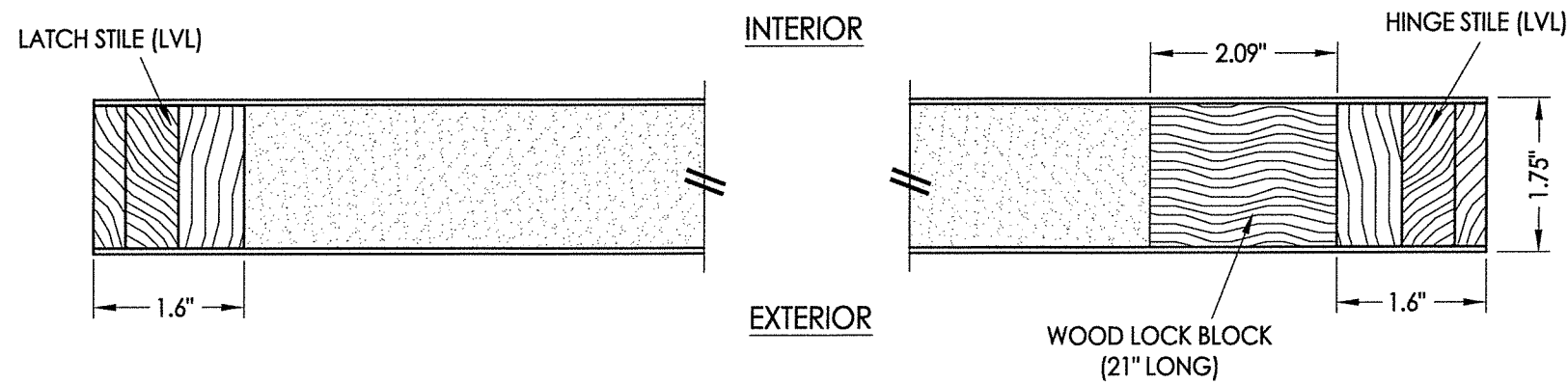
PRODUCT: ENDURA

PART OR ASSEMBLY:  
TYPICAL ELEVATION, DESIGN PRESSURES & GENERAL NOTES

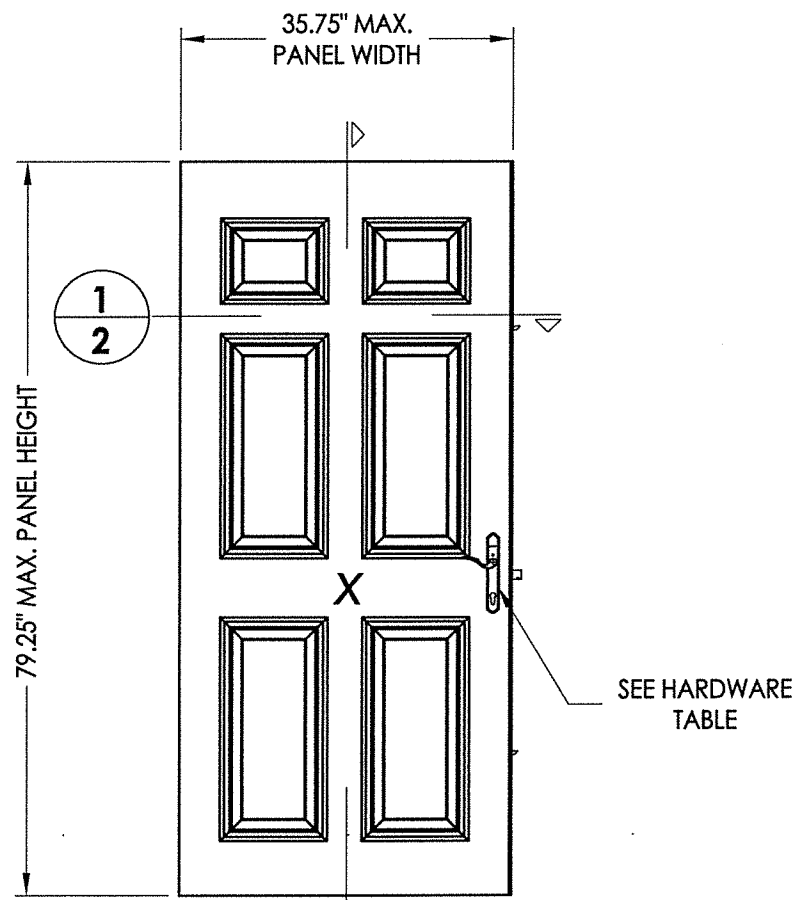
NO.	DATE	REVISIONS
1	9/19/19	ADD "FusionFrame" OPTION & UPDATE TO 2018 IBC/IRC CODE

DATE: 11/14/16  
SCALE: N.T.S.  
DWG. BY: JK  
CHK. BY: LFS  
DRAWING NO.: TX-4667  
SHEET 1 OF 5

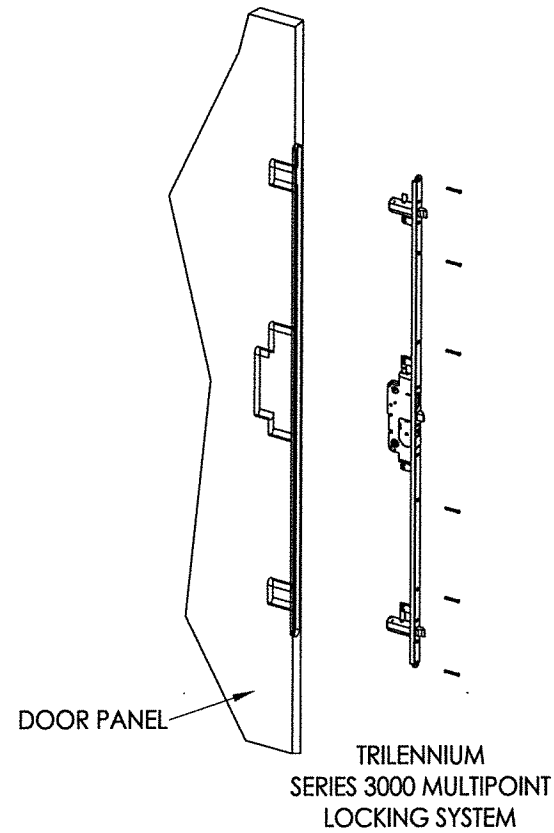
R:\Clients\Endura PERMANENT\B - Texas Dept of Ins\TDI - DR-865 (Sub ID 6622) Masonite FG Opaque (Trilennium)\C - Drawings\TX-4667.70.dwg, 2.7



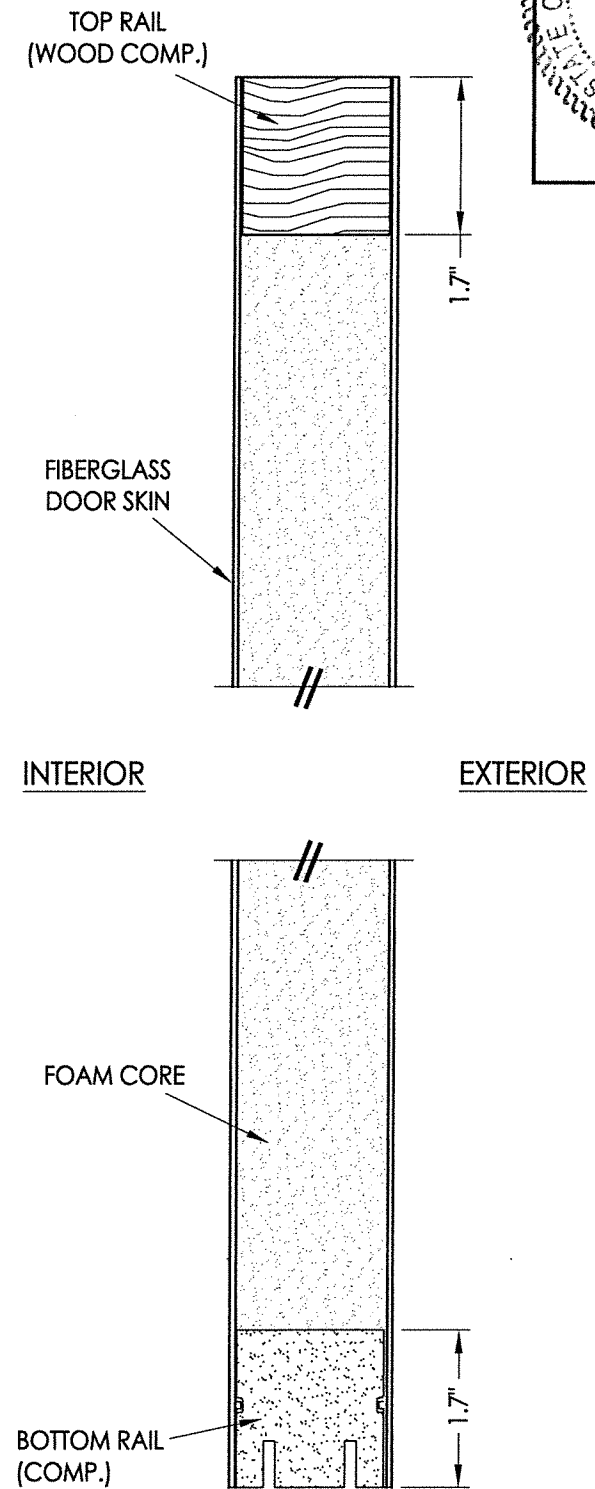
1  
2  
**HORIZONTAL CROSS SECTION**




**DOOR PANEL**  
Masonite  
Fiberglass



HARDWARE TABLE	
MANUFACTURER	MODEL
Endura	Trilennium® 3000 Series Multipoint lock (3pt.)



2  
2  
**VERTICAL CROSS SECTION**



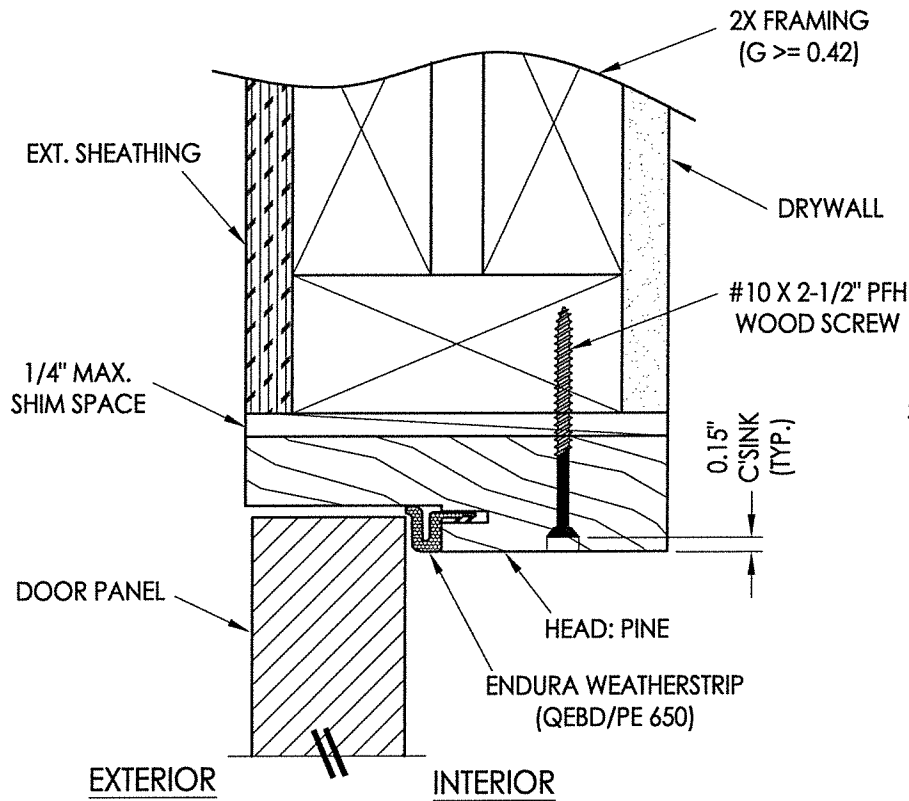
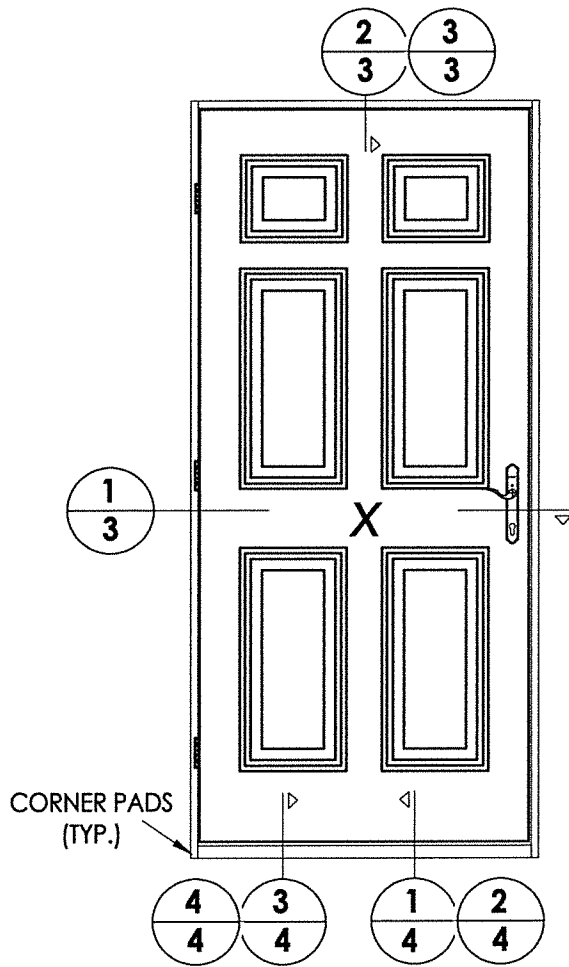
Documents Prepared By: Lyndon F. Schmidt, P.E.  
TEXAS P.E. #104123

**RW** BUILDING CONSULTANTS, INC.  
P.O. Box 230 Vairico FL 33595  
Phone No.: 813.659.9197  
TEXAS BOARD OF PROFESSIONAL ENGINEERS  
CERTIFICATE OF REGISTRATION # F-11852

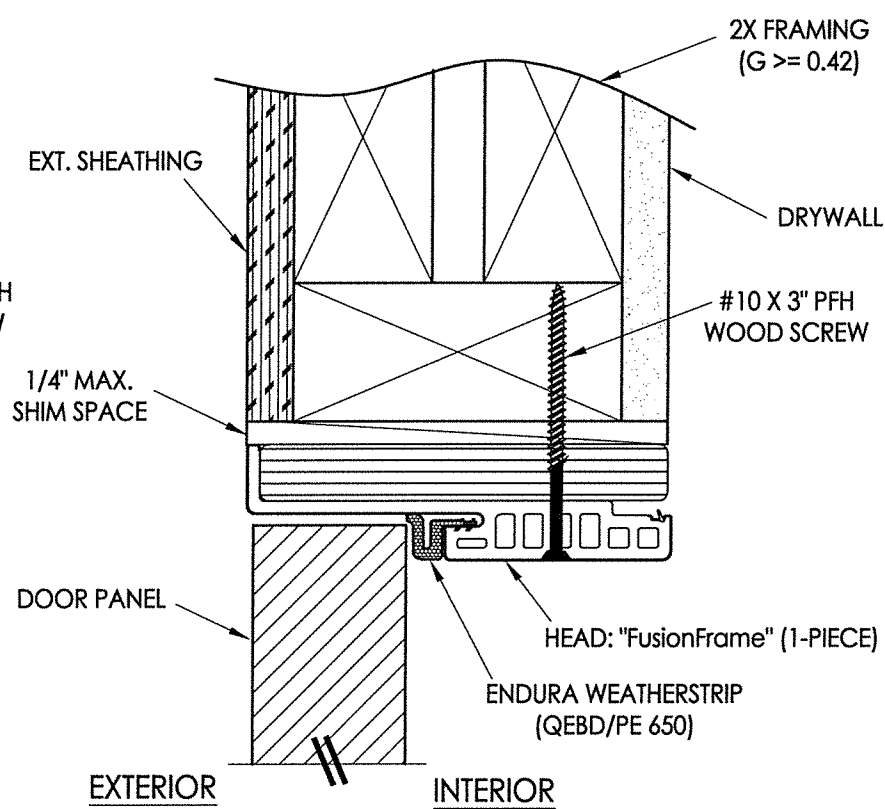
PRODUCT:	ENDURA	
PART OR ASSEMBLY:	DOOR PANEL DETAILS	
NO.	DATE	BY
1	9/19/19	LFS
ADD "FusionFrame" OPTION & UPDATE TO 2018 IBC/IRC CODE		
REVISIONS		
DATE:	11/14/16	
SCALE:	N.T.S.	
DWG. BY:	JK	
CHK. BY:	LFS	
DRAWING NO.:	TX-4667	
SHEET	2	OF 5

DOOR SKIN: FIBERGLASS (0.075" MIN. THICKNESS)  
CORE MATERIAL: POLYURETHANE FOAM (1.9 PCF MIN.)

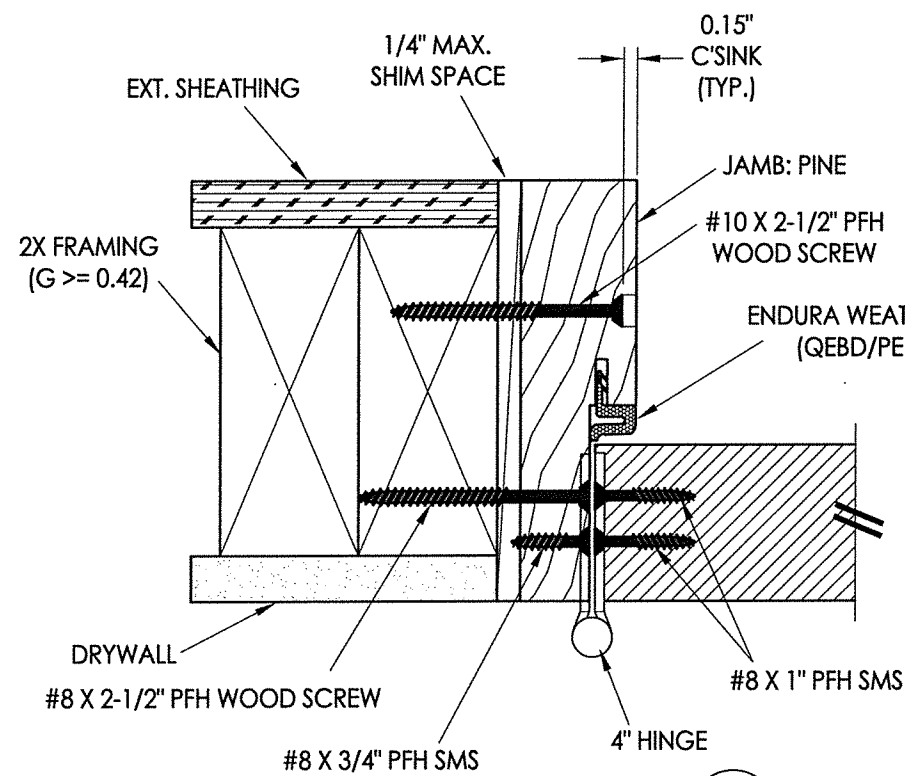
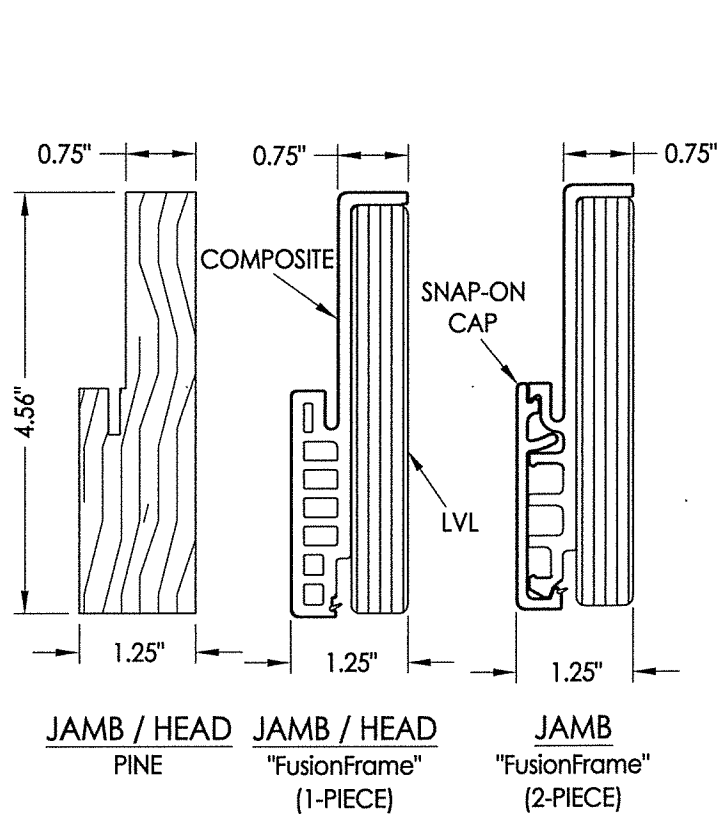
R:\Clients\Endura PERMANENT\B - Texas Dept of Ins\TDI - DR-865 (Sub ID 6622) Masonite FG Opaque (Trilemium)\C - Drawings\TX-4667.70.dwg, 3.7




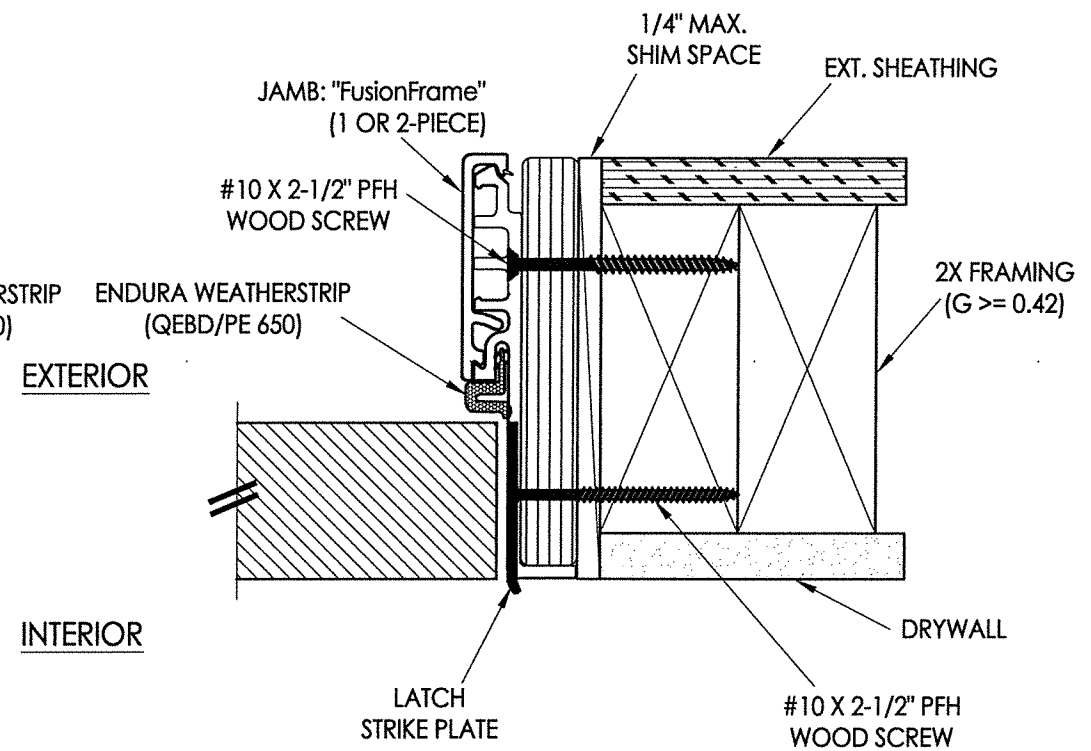
**2 VERTICAL CROSS SECTION**  
 3 Outswing shown - inswing also approved



**3 VERTICAL CROSS SECTION**  
 3 Outswing shown - inswing also approved



**1 HORIZONTAL CROSS SECTION**  
 3 Inswing shown - Outswing also approved



Documents Prepared By: Lyndon F. Schmidt, P.E.  
 TEXAS P.E. #104123

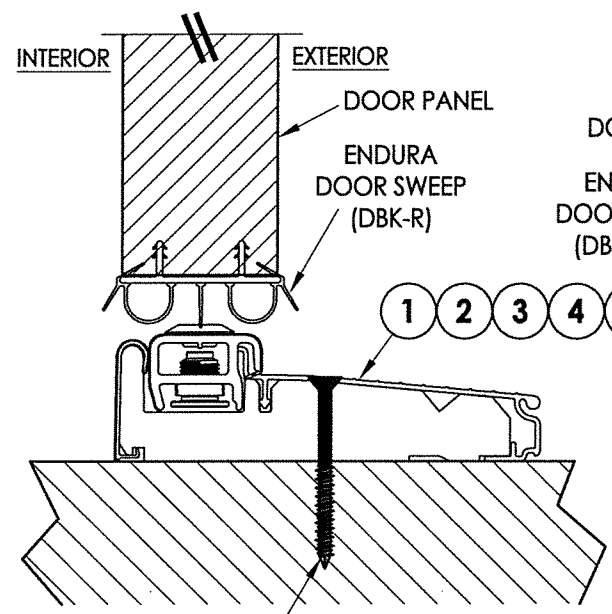
**RW** BUILDING CONSULTANTS, INC.  
 P.O. Box 230 Vaivico FL 33595  
 Phone No.: 813.659.9197  
 TEXAS BOARD OF PROFESSIONAL ENGINEERS  
 CERTIFICATE OF REGISTRATION # F-11852

PRODUCT:	ENDURA
PART OR ASSEMBLY:	HORIZONTAL & VERTICAL CROSS SECTIONS

NO.	DATE	BY	REVISIONS
1	9/19/19	LFS	ADD "FusionFrame" OPTION & UPDATE TO 2018 IBC/IRC CODE

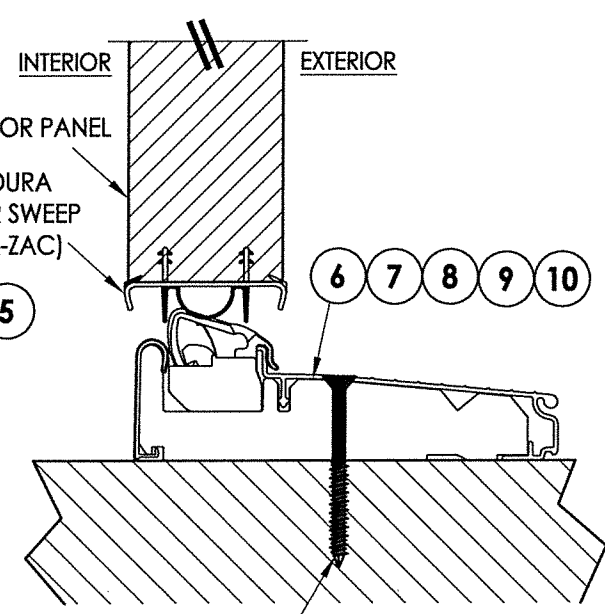
DATE:	11/14/16
SCALE:	N.T.S.
DWG. BY:	JK
CHK. BY:	LFS
DRAWING NO.:	TX-4667
SHEET	3 OF 5

R:\Clients\Endura PERMANENT\B - Texas Dept of Ins\TDI - DR-865 (Sub ID 6622) Masonite FG Opaque (Trilennium)\C - Drawings\TX-4667.70.dwg, 4.7



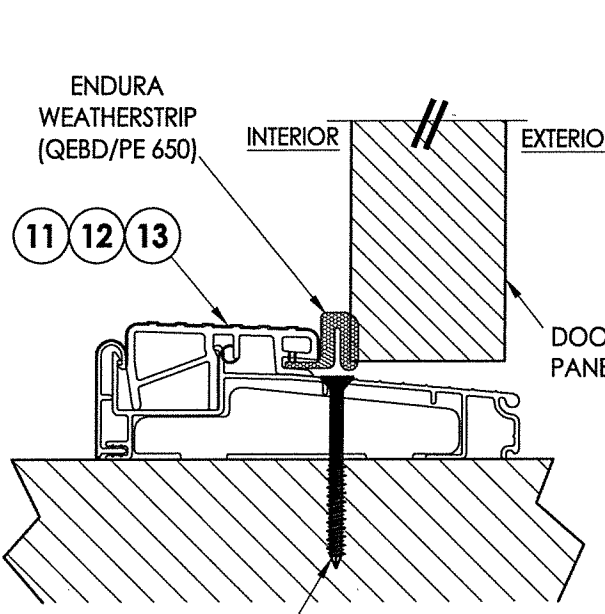
#10 X 2.5\"/>

**1 VERTICAL CROSS SECTION**  
**4 Inswing Adjustable Threshold**



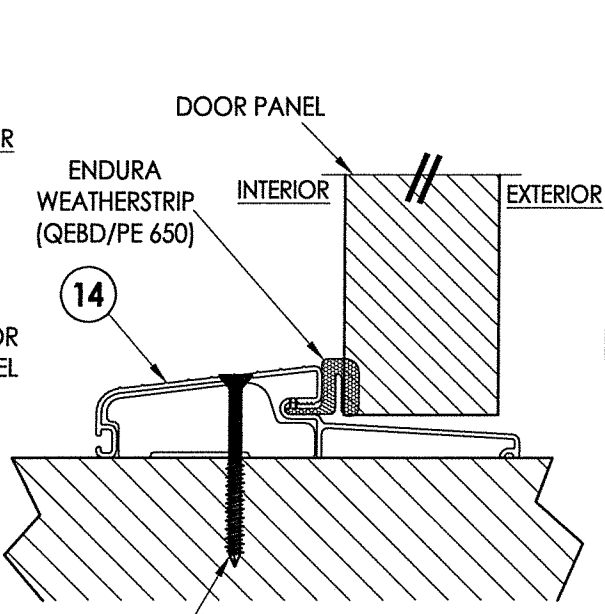
#10 X 2.5\"/>

**2 VERTICAL CROSS SECTION**  
**4 Inswing Articulating Threshold**




#10 X 2.5\"/>

**3 VERTICAL CROSS SECTION**  
**4 Outswing Bump Threshold**



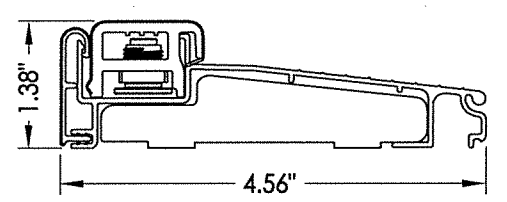
#10 X 2.5\"/>

**4 VERTICAL CROSS SECTION**  
**4 Outswing Bump Threshold**

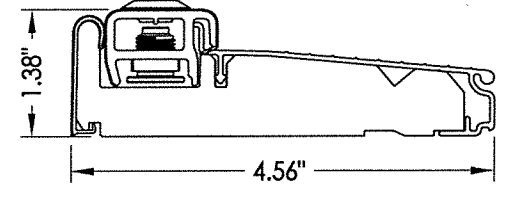


Documents Prepared By: Lyndon F. Schmidt, P.E.  
 TEXAS P.E. #104123

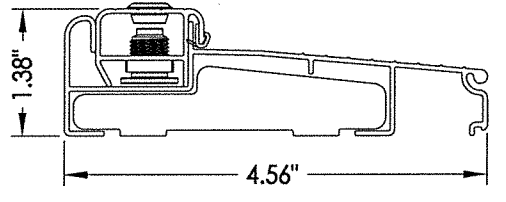
**RW** BUILDING CONSULTANTS, INC.  
 P.O. Box 230 Valrico FL 33595  
 Phone No.: 813.659.9197  
 TEXAS BOARD OF PROFESSIONAL ENGINEERS  
 CERTIFICATE OF REGISTRATION # F-11852



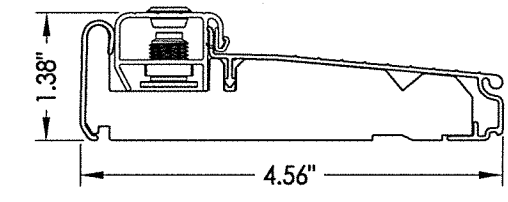
**1 INSWING ADJUSTABLE THRESHOLD**  
 ZAIL4565



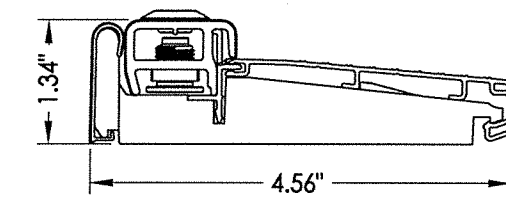
**2 INSWING ADJUSTABLE THRESHOLD**  
 ZAI4565FN



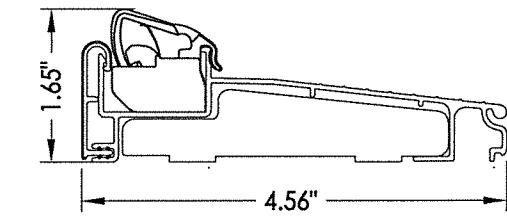
**3 INSWING ADJUSTABLE THRESHOLD**  
 ZAILAA4565



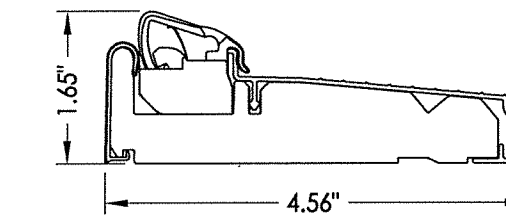
**4 INSWING ADJUSTABLE THRESHOLD**  
 ZAI4565FN



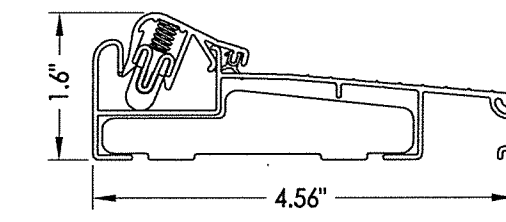
**5 INSWING ADJUSTABLE THRESHOLD**  
 ZAI4565RDS



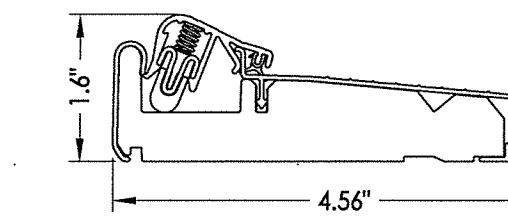
**6 INSWING ARTICULATING THRESHOLD**  
 ZACL4565



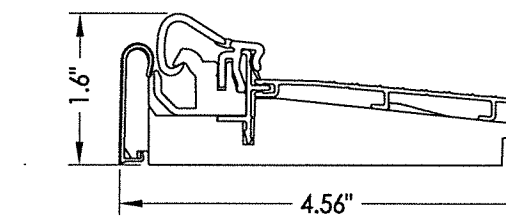
**7 INSWING ARTICULATING THRESHOLD**  
 ZAC4565FN



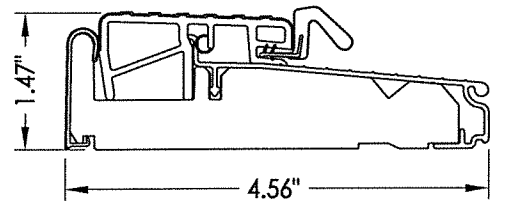
**8 INSWING ARTICULATING THRESHOLD**  
 ZACLAA4565



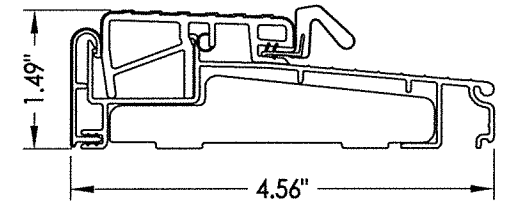
**9 INSWING ARTICULATING THRESHOLD**  
 ZACAA4565FN



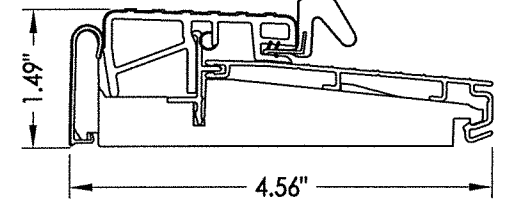
**10 INSWING ARTICULATING THRESHOLD**  
 ZAC4565RDS



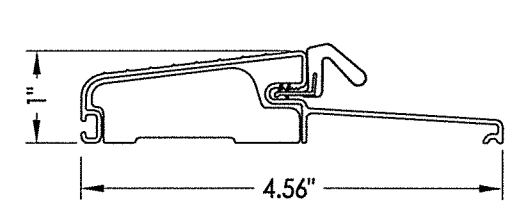
**11 OUTSWING THRESHOLD**  
 ZOB4565FN



**12 OUTSWING THRESHOLD**  
 ZOBL4565

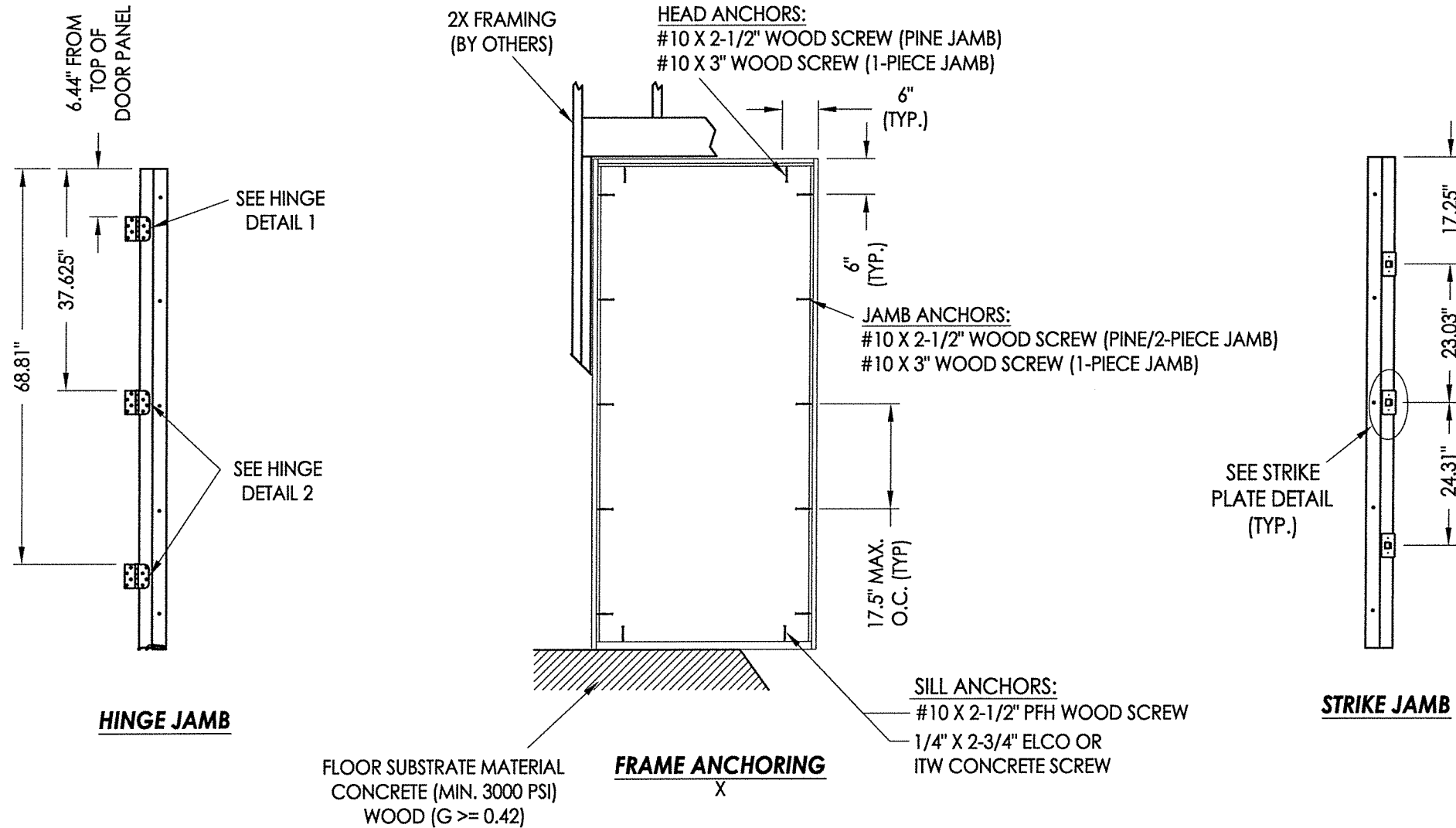


**13 OUTSWING THRESHOLD**  
 ZOB4565RDS



**14 OUTSWING THRESHOLD**  
 FOB4566

PRODUCT: ENDURA	
PART OR ASSEMBLY: VERTICAL CROSS SECTIONS	
NO.	DATE
1	9/19/19
ADD "FusionFrame" OPTION & UPDATE TO 2018 IBC/IRC CODE	
LFS	BY
REVISIONS	
DATE:	11/14/16
SCALE:	N.T.S.
DWG. BY:	JK
CHK. BY:	LFS
DRAWING NO.:	TX-4667
SHEET	4 OF 5


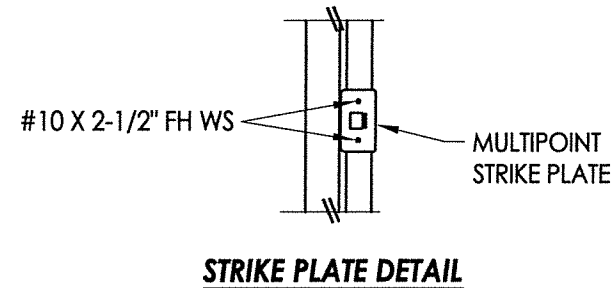
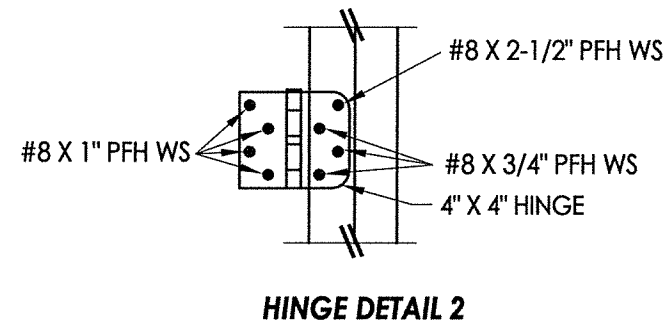
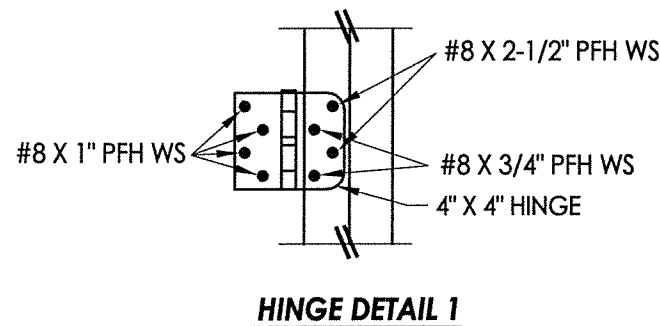


**JAMB NOTES:**  
THE PINE OR "FusionFrame" 1-PIECE JAMB MAY BE INSTALLED @ THE HEAD OR SIDE JAMB.  
THE FusionFrame" 2-PIECE JAMB MAY BE INSTALLED @ THE SIDE JAMBS ONLY.

**CONCRETE ANCHOR NOTES:**

- Concrete anchor locations at the corners may be adjusted to maintain the min. edge distance to mortar joints.
- Concrete anchor locations noted as "MAX. ON CENTER" must be adjusted to maintain the min. edge distance to mortar joints, additional concrete anchors may be required to ensure the "MAX. ON CENTER" dimension are not exceeded.
- Concrete anchor table:

ANCHOR TYPE	ANCHOR SIZE	MIN. EMBEDMENT	MIN. CLEARANCE TO MASONRY EDGE	MIN. CLEARANCE TO ADJACENT ANCHOR
ITW TAPCON®	1/4"	1-3/4"	1-1/2"	4"
ELCO ULTRACON®	1/4"	1-3/4"	1"	4"



Documents Prepared By: Lyndon F. Schmidt, P.E.  
TEXAS P.E. #104123

**RW BUILDING CONSULTANTS, INC.**  
P.O. Box 230 Valrico FL 33595  
Phone No.: 813.659.9197

TEXAS BOARD OF PROFESSIONAL ENGINEERS  
CERTIFICATE OF REGISTRATION # F-11852

PRODUCT:	ENDURA
PART OR ASSEMBLY:	FRAME ANCHORING

NO.	DATE	BY	REVISIONS
1	9/19/19	LFS	ADD "FusionFrame" OPTION & UPDATE TO 2018 IBC/IRC CODE

DATE: 11/14/16  
SCALE: N.T.S.  
DWG. BY: JK  
CHK. BY: LFS  
DRAWING NO.: TX-4667  
SHEET 5 OF 5