

**NOTES:**

1. IMPACT RESISTANT GLAZING OPTION- IMPACT RESISTANT GLAZING SYSTEM MAY BE INSTALLED IN TOP OR INTERMEDIATE SECTION (WITH OR WITHOUT DECORATIVE INSERTS). GLAZING SHALL BE 1/4" POLYCARBONATE. MAXIMUM GLAZING DIMENSIONS SHALL BE 11" x 17" CUTOUT, FASTENED WITH #8 X 1" SMS: 3X ALONG THE HORIZONTAL AND 2X ALONG THE VERTICAL. SEE DETAIL E ON SHEET 2 FOR ASSEMBLY DETAILS.

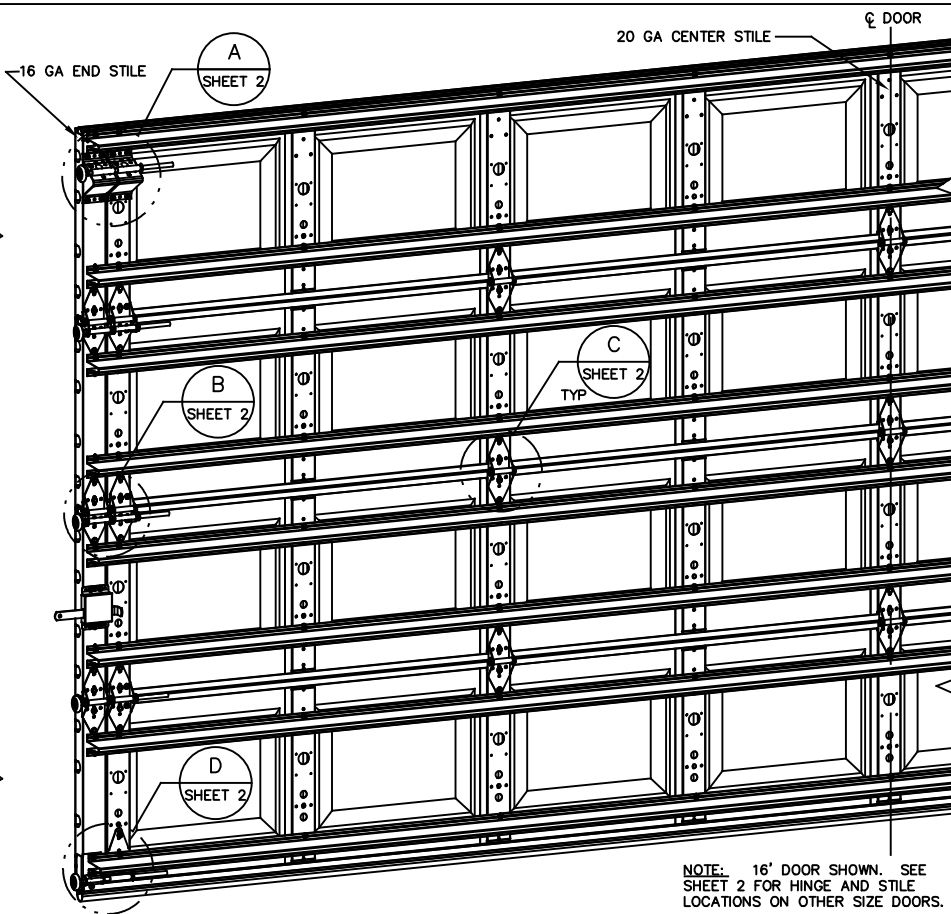
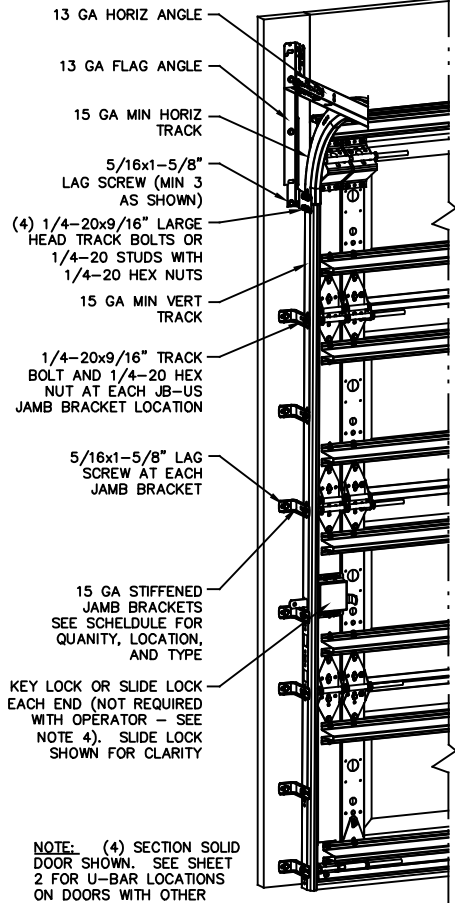
2. VINYL OR WOOD DOOR STOP NAILED A MAXIMUM OF 6" O.C. MUST OVERLAP TOP AND BOTH ENDS OF PANELS MINIMUM 7/16" TO MEET NEGATIVE PRESSURES.

3. KEY LOCK, SLIDE LOCKS, OR OPERATOR REQUIRED.

4. SECTION STEEL TO HAVE A MINIMUM 25 GA THICKNESS.

5. THE DESIGN OF THE SUPPORTING STRUCTURAL ELEMENTS SHALL BE THE RESPONSIBILITY OF THE PROFESSIONAL OF RECORD FOR THE BUILDING OR STRUCTURE AND IN ACCORDANCE WITH CURRENT BUILDING CODES FOR THE LOADS LISTED ON THIS DRAWING.

6. DOOR JAMB TO BE MINIMUM 2x6, STRUCTURAL GRADE SOUTHERN PINE. REFER TO JAMB CONNECTION SUPPLEMENT FOR ATTACHMENT TO SUPPORTING STRUCTURE.



NOTE: (4) SECTION SOLID DOOR SHOWN. SEE SHEET 2 FOR U-BAR LOCATIONS ON DOORS WITH OTHER SECTION QUANTITIES AND SEE NOTES 1 AND 2 THIS SHEET FOR GLAZING OPTIONS.

NOTE: 16' DOOR SHOWN. SEE SHEET 2 FOR HINGE AND STILE LOCATIONS ON OTHER SIZE DOORS.

- REVISIONS**
- P1 MODIFIED NOTES TO STATE THAT LOUVERS ARE NOT IMPACT RESISTANT. GRT 6/29/07
  - P2 ADDED IMPACT RESISTANT GLAZING. ADDED DETAIL E SHEET 2 FOR GLAZING. ADDED MAX GLAZING DIMENSION TO NOTES SHEET 1. MODIFIED JAMB BRACKET SCHEDULE. ADDED TRACK TO FLAG CONNECTION NOTE. GRT 11/10/07
  - P3 MODIFIED LOUVER OPTION. ADDED TEXAS LICENSE NUMBER TO TITLE BLOCK. GRT 9/19/08
  - P4 UPDATED TITLE BLOCK AND IMPACT GLAZING GRT 4/16/12
  - P5 UPDATED TITLE BLOCK ESC 10/3/17
  - P6 UPDATED TITLE BLOCK, REV PER ER 31052 ESC 5/31/18
  - P7 UPDATED NOTES ER 31052 ESC 2/12/19

**SUPERIMPOSED DESIGN PRESSURE LOADS ON SUPPORTING STRUCTURE**

DOOR WIDTH	DOOR HEIGHT	UNIFORM LOAD EACH JAMB (PLF)
10'-0"	ALL	+230.0/-260.0
12'-0"	ALL	+276.0/-312.0
14'-0"	ALL	+322.0/-364.0
15'-0"	ALL	+345.0/-390.0
16'-0"	ALL	+368.0/-416.0

**JAMB BRACKET SCHEDULE**

DOOR HEIGHT	NO. OF SECTIONS	NO. OF JAMB BRACKETS (EACH JAMB)	LOCATION OF CENTERLINE OF JAMB BRACKETS MEASURED FROM BOTTOM OF TRACK (ALL DIMENSIONS ± 2")
6'-6"	4	7	2" (JB-US), 10" (JB-US), 21-3/4" (JB-US), 29-3/4" (JB-US), 39" (JB-US), 48" (JB-US), 57-1/4" (JB-US)
7'-0"	4	7	2" (JB-US), 10" (JB-US), 21-3/4" (JB-US), 29-3/4" (JB-US), 42" (JB-US), 52-1/2" (JB-US), 63-1/4" (JB-US)
7'-6"	5	9	2" (JB-US), 10" (JB-US), 18-3/4" (JB-US), 26-3/4" (JB-US), 36" (JB-US), 45" (JB-US), 54-1/4" (JB-US), 63" (JB-US), 74-1/2" (JB-US)
8'-0"	5	9	2" (JB-US), 10" (JB-US), 21-3/4" (JB-US), 29-3/4" (JB-US), 39" (JB-US), 48" (JB-US), 57-1/2" (JB-US), 66" (JB-US), 75-1/2" (JB-US)
> 8'-0"			SEE NOTE BELOW

NOTE: (JB-US) FOLLOWING DIMENSION DENOTES SLOTTED JAMB BRACKET ATTACHED TO TRACK WITH 1/4-20x9/16" TRACK BOLT AND NUT AS SHOWN ABOVE.

ALL DOORS GREATER THAN 8' IN HEIGHT REQUIRE USE OF CONTINUOUS WALL ANGLE. SEE SUPPLEMENT TRACK CHART FOR DETAILS.



A DIVISION OF OVERHEAD DOOR CORP.  
3395 ADDISON DRIVE  
PENSACOLA, FLORIDA 32514  
(850) 474-9890

STATIC PRESSURE RATINGS		APPROVED SIZES		SCALE: N.T.S.		SIZE: A	
DESIGN (PSF):	+46.00/-52.00	MAX WIDTH:	16'-0"	DATE		NAME	
TEST (PSF):	+69.00/-78.00	MAX HEIGHT:	14'-0"	DRAWN	5/23/06	GRT	
IMPACT/CYCLIC RATED (YES/NO):	YES	MAX SECTION HEIGHT:	21"	CHECKED	1/22/07	MRB	
MODELS 8000/8100/8200				SHEET 1 OF 2			
WINDLOAD SPECIFICATION OPTION CODE 1125				DRAWING PART NO.		REV.	
				327019		P7	

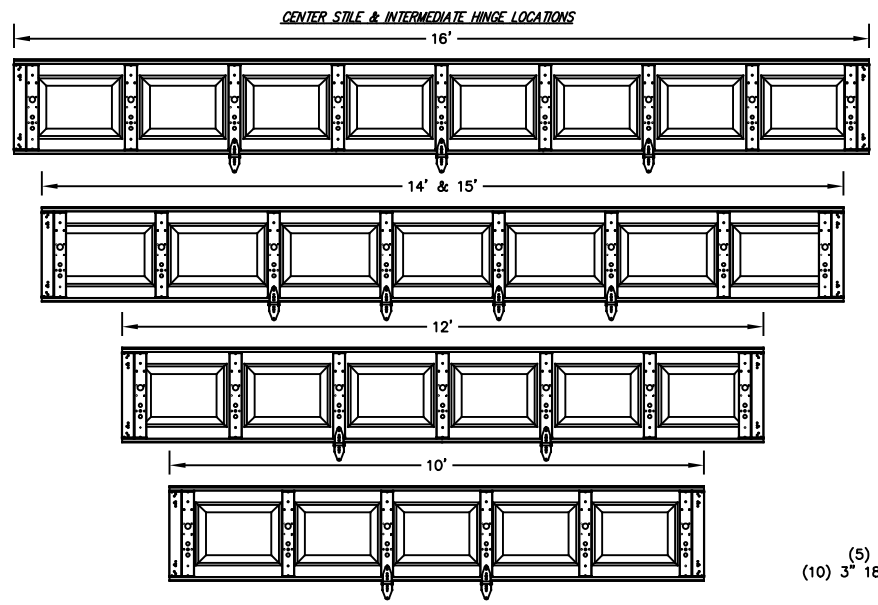
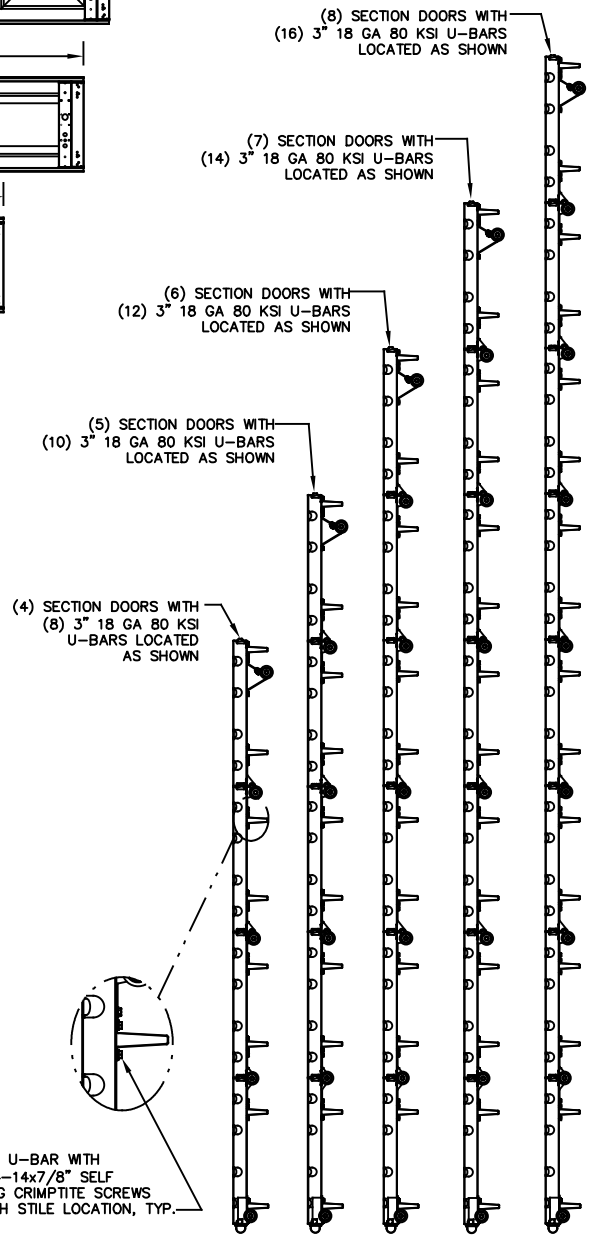
JOHN E. SCATES, PE  
2560 KING ARTHUR BLVD #124-54  
LEWISVILLE, TX 75056  
FL PE 51737  
TX PE 56308/F2203

PROFESSIONAL ENGINEER'S SEAL PROVIDED ONLY FOR VERIFICATION OF WINDLOAD CONSTRUCTION DETAILS.

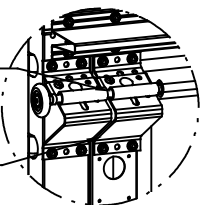
REVISIONS

- P1 MODIFIED NOTES TO STATE THAT LOUVERS ARE NOT IMPACT RESISTANT. GRT 6/29/07
- P2 ADDED IMPACT RESISTANT GLAZING. ADDED DETAIL E SHEET 2 FOR GLAZING. ADDED MAX GLAZING DIMENSION TO NOTES SHEET 1. MODIFIED JAMB BRACKET SCHEDULE. ADDED TRACK TO FLAG CONNECTION NOTE. GRT 11/10/07
- P3 MODIFIED LOUVER OPTION. ADDED TEXAS LICENSE NUMBER TO TITLE BLOCK. GRT 9/19/08
- P4 UPDATED TITLE BLOCK AND IMPACT GLAZING GRT 4/16/12
- P5 UPDATED TITLE BLOCK ESC 10/3/17
- P6 UPDATED TITLE BLOCK, REV PER ER 31052 ESC 5/31/18
- P7 UPDATED NOTES ER 31052 ESC 2/12/19

U-BAR LOCATIONS



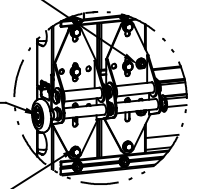
13 GA ROLLER SLIDE ATTACHED TO BRACKET WITH 5/16-18 BOLT & NUT IN CENTER SLOT AND 1/4-20x9/16\"/>



DETAIL A

(2) 13 GA COMMERCIAL 'A' FRAME TOP BRACKETS EACH ATTACHED WITH (4) 1/4-14x7/8\"/>

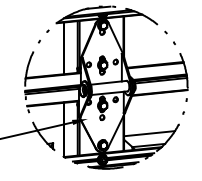
ADD (2) 1/4-14x7/8\"/>



DETAIL B

2\"/>

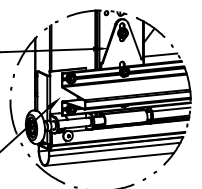
(2) 14 GA WIDE BODY END HINGES EACH ATTACHED WITH (4) 1/4-14x5/8\"/>



DETAIL C

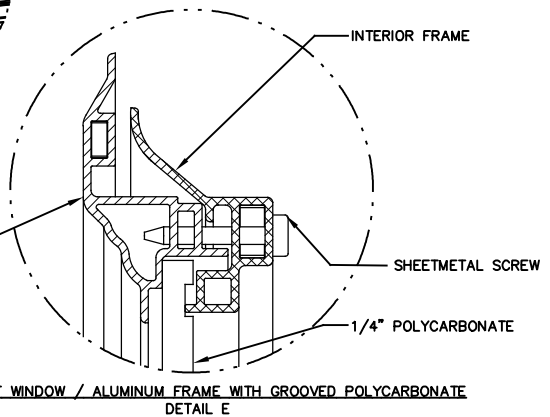
14 GA WIDE BODY INTERMEDIATE HINGE ATTACHED WITH (4) 1/4-14x5/8\"/>

12 GA EXTENSION BRACKET ATTACHED WITH (3) 1/4-14x7/8\"/>



DETAIL D

14 GA BOTTOM BRACKET ATTACHED WITH (2) 1/4-14x7/8\"/>



IMPACT WINDOW / ALUMINUM FRAME WITH GROOVED POLYCARBONATE  
DETAIL E

ATTACH U-BAR WITH (2) 1/4-14x7/8\"/>

PROFESSIONAL ENGINEER'S SEAL PROVIDED ONLY FOR VERIFICATION OF WINDLOAD CONSTRUCTION DETAILS.

JOHN E. SCATES, PE  
2560 KING ARTHUR BLVD #124-54  
LEWISVILLE, TX 75056  
FL PE 51737  
TX PE 56308/F2203

**Wayne Dalton**  
GARAGE DOORS™  
A DIVISION OF OVERHEAD DOOR CORP.  
3395 ADDISON DRIVE  
PENSACOLA, FLORIDA 32514  
(850) 474-9890

STATIC PRESSURE RATINGS		APPROVED SIZES		SCALE: N.T.S.		SIZE: A	
DESIGN (PSF):	+46.00/-52.00	MAX WIDTH:	16'-0"	DATE	NAME		
TEST (PSF):	+69.00/-78.00	MAX HEIGHT:	14'-0"	DRAWN	GRT		
IMPACT/CYCLIC RATED (YES/NO):	YES	MAX SECTION HEIGHT:	21"	CHECKED	MRB		
MODELS 8000/8100/8200				SHEET 2 OF 2			
WINDLOAD SPECIFICATION OPTION CODE 1125				DRAWING PART NO.		REV.	
				327019		P7	