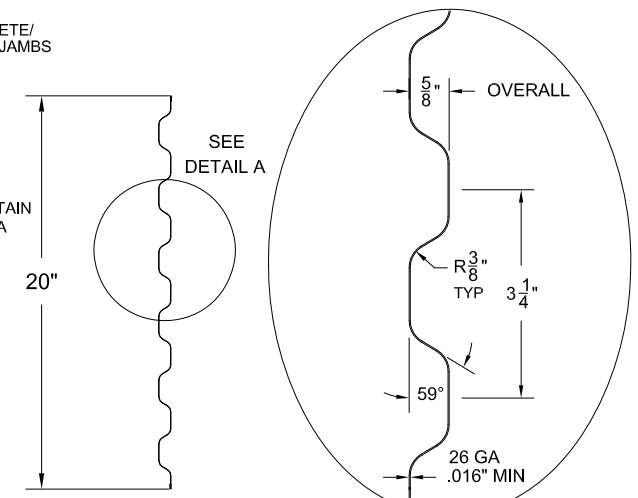
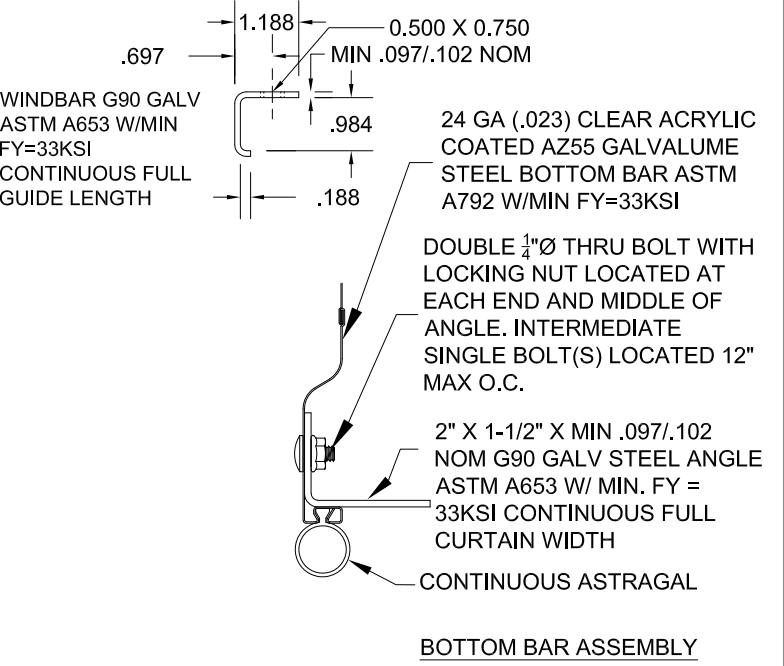
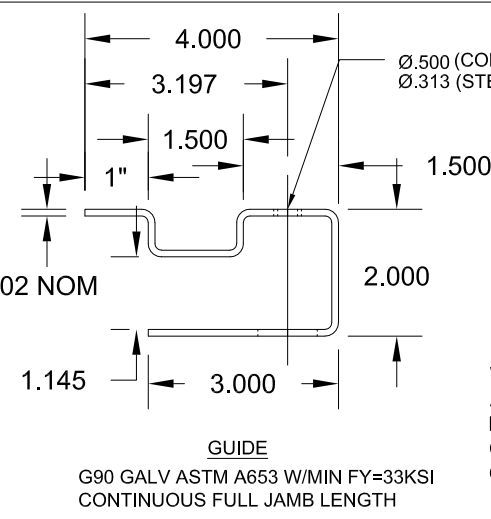
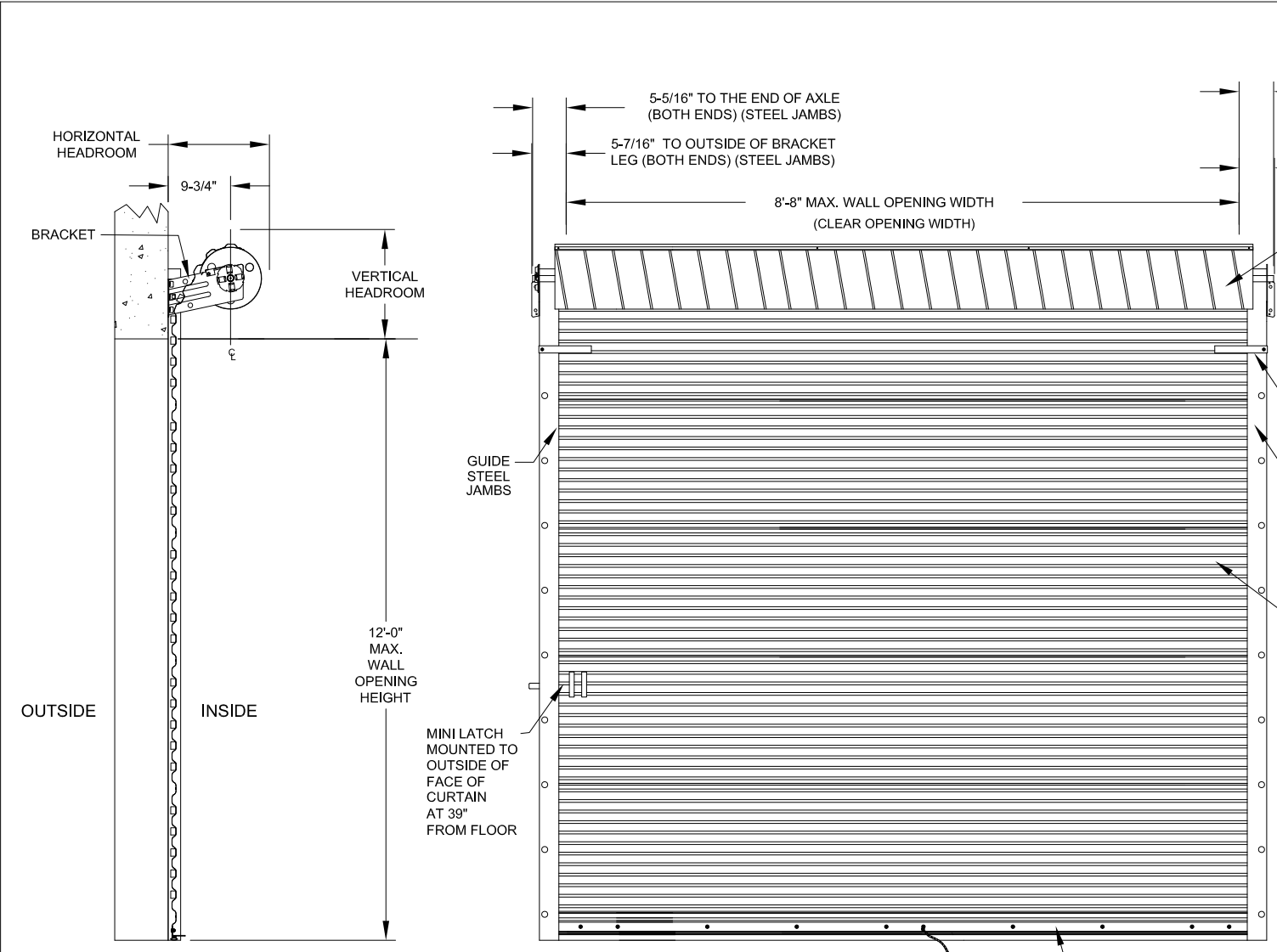
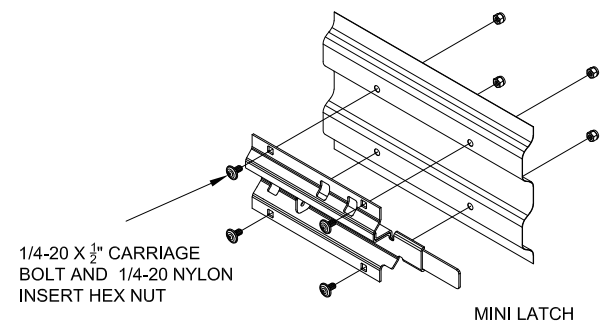
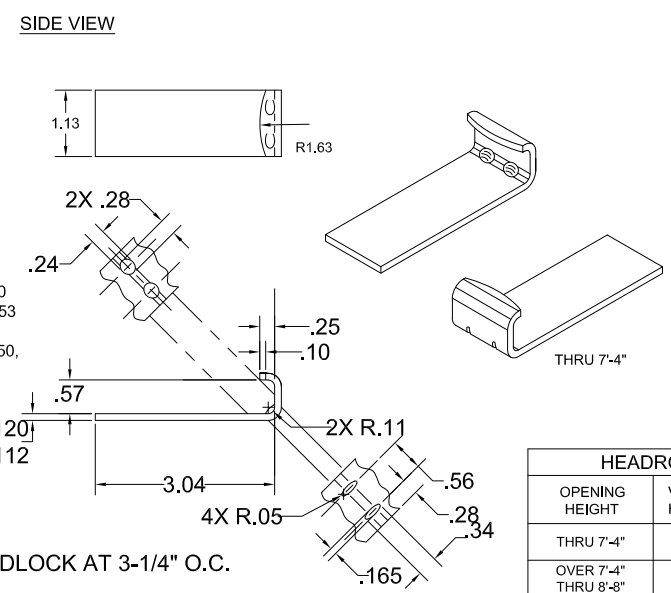


REVISIONS			
REV	DESCRIPTION	DATE	APPROVAL
—	DRAWING RELEASE	9-15-03	DM
A	DADE COUNTY CHANGES	1-16-04	DM
B	GDE FAS SPA 10"-8.5"	6-10-05	DM
C	RETEST 8-5-2013	8-26-13	CS
D	CO. NAME & FASTENER CHANGE	6-5-17	CS
E	ADD PSF TBL. WL EOC & 3 RIVETS	10-08-20	CS
F	ADD IBC/IRC 2018 COMPLIANCE TO NOTES	11-11-21	BA



John E. Scates, P.E.  
 2560 King Arthur Blvd, Ste 124-54  
 Lewisville, TX 75056  
 FL PE 51737\_TX PE 56308/F2203



Width	PSF VALUE BY WIDTH	
	850-S	850-S IMPACT RATED
6'-0"	+64.7/-76.0	+46.0/-54.0
7'-0"	+55.3/-65.0	+46.0/-54.0
8'-0"	+49.4/-58.0	+46.0/-54.0
8'-8"	+46.0/-54.0	+46.0/-54.0
9'-0"	+42.5/-50.0	N/A
10'-0"	+34.9/-41.0	N/A
11'-0"	+28.9/-34.0	N/A
12'-0"	+24.7/-29.0	N/A

HEADROOM REQUIRED		
Opening Height	Vertical Headroom	Horizontal Headroom
THRU 7'-4"	15-1/2"	17-1/2"
OVER 7'-4" THRU 8'-8"	16"	18"
OVER 8'-8" THRU 10'-0"	17"	18-1/4"
OVER 10'-0" THRU 12'-0"	19"	18-1/2"

UNLESS OTHERWISE SPECIFIED DIMENSIONS ARE IN INCHES AND TOLERANCES ARE:				
DECIMAL	FRACTIONS	ANGLES	HOLE DIAMETERS	
.XX ± 0.03	± 1/16	± 0° 30'	UNDER .251	+0.04 -0.03
.XXX ± 0.005			0.251 to 0.500	+0.06 -0.03
			OVER 0.500	+0.08 -0.03

Professional Engineer's seal provided only for verification of windload construction details.  
 Printed copies of this document are not considered signed and sealed and the signature must be verified on any electronic copies.

PART NUMBER: NA	<b>JANUS INTERNATIONAL GROUP, LLC</b> 135 JANUS INTERNATIONAL BLVD. TEMPLE, GA 30179-4435 770-562-2850/Fax 770-562-2264 © 2020 Janus International Group, LLC. All Rights Reserved
MATERIAL: NA	
APPLIED FINISH: NA	
UNIT OF MEASURE: NA	
DRAWN: BECKY NELSON	DATE: 7-25-03
CHECKED: DON MILLS	DATE: 9-15-03
APPROVED: DON MILLS	DATE: 9-15-03

<b>MINI DOOR SERIES 850-S</b> MAX. SIZE 12'-0" X 12'-0"	
SIZE <b>B</b>	DRAWING NUMBER: <b>T1006-S</b>
SCALE: NONE	SHEET: 1 OF: 2

SEE SHEET 2 FOR NOTES

**GENERAL NOTES:**

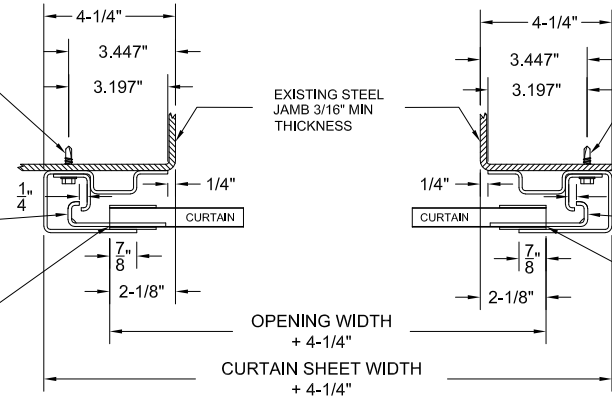
1. TESTING:
  - 1.1. TESTED PER TAS-202 (STATIC) AND TAS-201/203 (IMPACT AND CYCLIC).
  - 1.2. TESTING PERFORMED IN AN INDEPENDENT LAB.
  - 1.3. DESIGN PRESSURE: +46.0/-54.0 PSF AT 8'-8" OPENING WIDTH.
2. DESIGN WINDLOAD REQUIREMENTS FOR BUILDING OPENINGS SHALL BE DETERMINED BY OTHERS.
3. SUPERIMPOSED LOADS ON THE JAMBS FROM THIS DOOR ARE DESIGNATED AS Vx and Vy HEREIN. OTHERS SHALL VERIFY ADEQUACY OF BUILDING STRUCTURE TO RESIST SUPERIMPOSED LOADS Vx, Vy.
4. ALL WELDING SHALL BE PERFORMED BY QUALIFIED WELDERS IN ACCORDANCE WITH A.W.S. SPECIFICATIONS. WELDING ELECTRODES SHALL CONFORM TO A.W.S. A5.1 GRADE E-70
5. DOORS SHALL BE PROVIDED WITH A SINGLE CURTAIN MOUNTED SLIDE LOCK LATCH THAT ENGAGES THE DOOR GUIDE WHEN DOOR IS FULLY CLOSED.
6. ALL BOLTS AND WASHERS SHALL BE GALVANIZED OR STAINLESS STEEL WITH A MINIMUM TENSILE STRENGTH OF 60 KSI.
7. ANCHOR NOTES:
  - 7.1. EMBEDMENT LENGTH DOES NOT INCLUDE STUCCO FINISH.
  - 7.2. FOR HOLLOW BLOCK, FILL ALL CELLS @ANCHOR WITH 2000 PSI GROUT.
  - 7.3. CONCRETE TO BE 2500 PSI MIN.
  - 7.4. ANCHORS SHALL BE INSTALLED IN ACCORDANCE WITH MANUFACTURER'S SPECIFICATIONS
  - 7.5. APPROVED CONCRETE AND FILLED-CMU ANCHORS:
    - 7.5.1. 3/8" DEWALT SCREW-BOLT+
    - 7.5.2. 3/8" HILTI HUS-EZ
8. DOOR OPERATION TYPE MAY BE PUSH-UP, HAND CHAIN, OR ELECTRIC.
9. GUIDE-TO-JAMB ATTACHMENT FASTENERS BEGIN 4" FROM FLOOR AND END 3-1/2" BELOW THE TOP OF WALL OPENING.
10. COMPLIES WITH THE WINDLOAD REQUIREMENTS OF IBC/IRC 2018

**STEEL JAMBS**

SELF-DRILLING TEKS  
SCREW 1/4-14X1" @ 4" FROM  
FLOOR AND 8-1/2" O.C. MAX

WINDLOCK @ EVERY OTHER  
CORRUGATION EXCLUDING  
SEAMED CORRUGATIONS AND  
LATCH LOCATION

WINDLOCKS ATTACH WITH 3  
EACH 3/16"Ø RIVETS-ZINC  
COATED



SELF-DRILLING TEKS  
SCREW 1/4-14X1" @ 4" FROM  
FLOOR AND 8-1/2" O.C. MAX

WINDLOCK @ EVERY OTHER  
CORRUGATION EXCLUDING  
SEAMED CORRUGATIONS  
AND LATCH LOCATION

WINDLOCKS ATTACH WITH  
3 EACH 3/16"Ø RIVETS-ZINC  
COATED

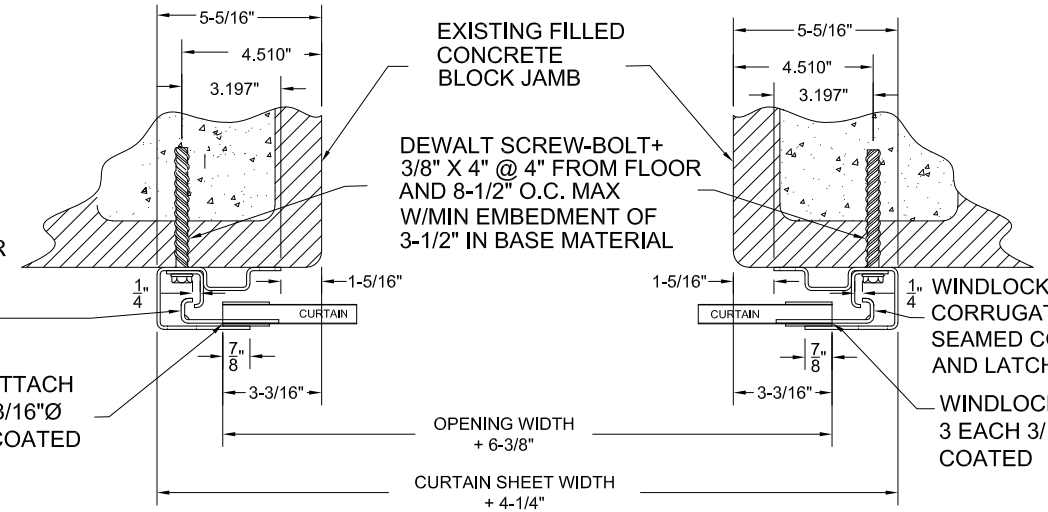
**FILLED BLOCK JAMBS**

EXISTING FILLED  
CONCRETE  
BLOCK JAMB

DEWALT SCREW-BOLT+  
3/8" X 4" @ 4" FROM FLOOR  
AND 8-1/2" O.C. MAX  
W/MIN EMBEDMENT OF  
3-1/2" IN BASE MATERIAL

WINDLOCK @ EVERY OTHER  
CORRUGATION EXCLUDING  
SEAMED CORRUGATIONS  
AND LATCH LOCATION

WINDLOCKS ATTACH  
WITH 3 EACH 3/16"Ø  
RIVETS-ZINC COATED



WINDLOCK @ EVERY OTHER  
CORRUGATION EXCLUDING  
SEAMED CORRUGATIONS  
AND LATCH LOCATION

WINDLOCKS ATTACH WITH  
3 EACH 3/16"Ø RIVETS-ZINC  
COATED

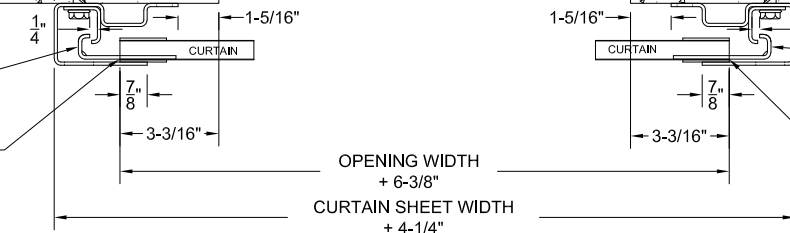
**CONCRETE JAMBS**

EXISTING  
CONCRETE  
JAMB

DEWALT SCREW-BOLT+  
3/8"X4" @ 4" FROM FLOOR  
AND 8-1/2" O.C. MAX  
W/MIN EMBEDMENT OF  
3-1/2" IN BASE MATERIAL

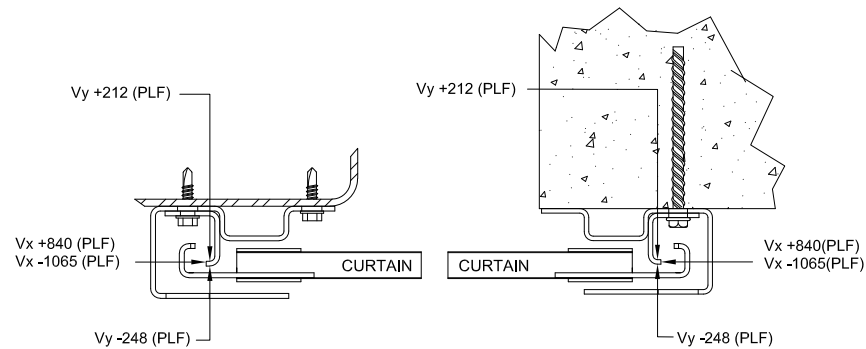
WINDLOCK @ EVERY OTHER  
CORRUGATION EXCLUDING  
SEAMED CORRUGATIONS  
AND LATCH LOCATION

WINDLOCKS ATTACH WITH  
3 EACH 3/16"Ø RIVETS-ZINC  
COATED



WINDLOCK @ EVERY OTHER  
CORRUGATION EXCLUDING  
SEAMED CORRUGATIONS  
AND LATCH LOCATION

WINDLOCKS ATTACH WITH  
3 EACH 3/16"Ø RIVETS-ZINC  
COATED



3/16" MINIMUM STEEL JAMBS  
LH GUIDE MOUNT SHOWN

CONCRETE / FILLED BLOCK / WOOD JAMBS  
RH GUIDE MOUNT SHOWN

**SUPERIMPOSED LOAD DIAGRAM**

UNLESS OTHERWISE SPECIFIED DIMENSIONS ARE IN INCHES AND TOLERANCES ARE:

DECIMAL	FRACTIONS	ANGLES	HOLE DIAMETERS
.XX ± 0.03	± 1/16	± 0° 30'	UNDER .251 +.004 -.003
.XXX ± 0.005			0.251 to 0.500 +.006 -.003
			OVER 0.500 +.008 -.003

PART NUMBER: NA	
MATERIAL: NA	
APPLIED FINISH: NA	
UNIT OF MEASURE: NA	
APPROVALS	DATE
DRAWN: BECKY NELSON	7-25-03
CHECKED: DON MILLS	9-15-03
APPROVED: DON MILLS	9-15-03

**JANUS INTERNATIONAL GROUP, LLC**  
135 JANUS INTERNATIONAL BLVD. TEMPLE, GA 30179-4435  
770-562-2850/Fax 770-562-2264  
© 2020 Janus International Group, LLC. All Rights Reserved

**MINI DOOR SERIES 850-S**  
MAX. SIZE 12'-0" X 12'-0"

SIZE <b>B</b>	DRAWING NUMBER: <b>T1006-S</b>	REV: <b>F</b>
SCALE: NONE	SHEET: 2	OF: 2