

**FRAME ANCHORING**


**CONCRETE ANCHOR NOTES:**

1. Concrete anchor locations at the corners may be adjusted to maintain the min. edge distance to mortar joints.
2. Concrete anchor locations noted as "MAX. ON CENTER" must be adjusted to maintain the min. edge distance to mortar joints, additional concrete anchors may be required to ensure the "MAX. ON CENTER" dimension are not exceeded.
3. Concrete anchor table:

ANCHOR TYPE	ANCHOR SIZE	MIN. EMBEDMENT	MIN. CLEARANCE TO MASONRY EDGE	MIN. CLEARANCE TO ADJACENT ANCHOR
ITW TAPCON®	1/4"	1-3/4"	1-1/2"	4"
DeWALT ULTRACON®	1/4"	1-3/4"	2-1/2"	4"

**WOOD SCREW INSTALLATION NOTES:**

1. Maintain a minimum 5/8" edge distance, 1" end distance, & 1" o.c. spacing of wood screws to prevent the splitting of wood.



Documents Prepared By: Lyndon F. Schmidt, P.E.  
TEXAS P.E. #104123

**RW** BUILDING CONSULTANTS, INC.  
P.O. Box 230 Valrico FL 33595  
Phone No.: 813.659.9197  
TEXAS BOARD OF PROFESSIONAL ENGINEERS  
CERTIFICATE OF REGISTRATION # F-11852

PRODUCT: SUNRISE WINDOWS

PART OR ASSEMBLY: FRAME ANCHORING

NO.	DATE	BY	REVISIONS

DATE: 5/3/21

SCALE: N.T.S.

DWG. BY: RW

CHK. BY: LFS

DRAWING NO.: TX-5200

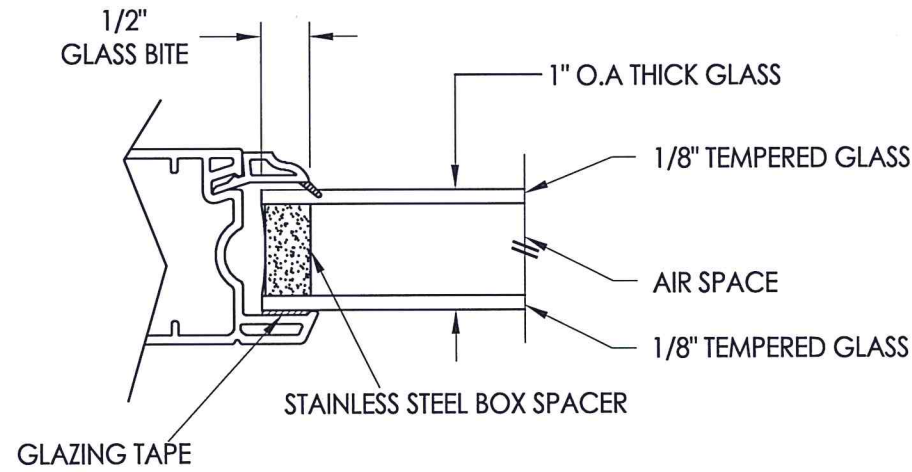
SHEET 3 OF 4

Z:\Clients\Sunrise Windows\B - Texas Dept of Ins\TDI - XXX ID xxxx Fixed Patio Door Restorations\C - Drawings\TX-5200.dwg

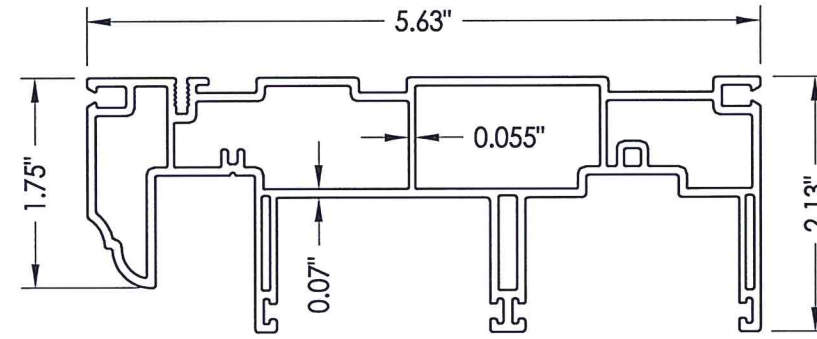
**BILL OF MATERIALS**

ITEM #	DESCRIPTION	MATERIAL
B	2X FRAMING (SG >= 0.42)	WOOD
C	3/8" MAX. SHIM SPACE	-
F	#10 X 2" PPH SMS (1-3/8" MIN. EMBEDMENT)	STEEL
G	1/4" FH DeWALT OR ITW CONCRETE SCREW (1-3/4" MIN. EMBEDMENT)	STEEL
4	PD HEAD JAMB*	RIGID PVC
5	PD SILL*	RIGID PVC
6	PD JAMB*	RIGID PVC
8	PD SASH JAMB STILE*	RIGID PVC
11	JAMB COVER*	RIGID PVC
14	GLAZING BEAD*	RIGID PVC
30	FIN WEATHERSTRIP	-
31	BULB WEATHERSTRIP	NEOPRENE
41	SILL NOSING	ALUM
42	SILL EXTENDER	ALUM

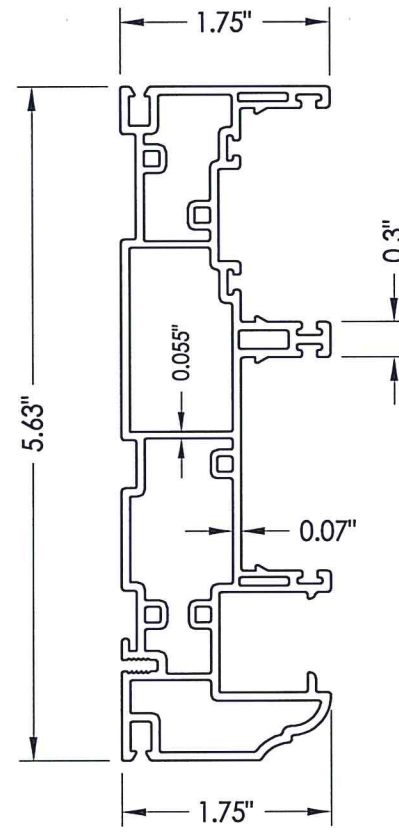
\* THE APPROVED WHITE RIGID PVC EXTERIOR EXTRUSIONS FOR WINDOWS ARE TO BE PRODUCED BY EXTRUDERS LICENSEES IN "AAMA CERTIFICATION PROGRAMS FOR RIGID PVC EXTRUSIONS".



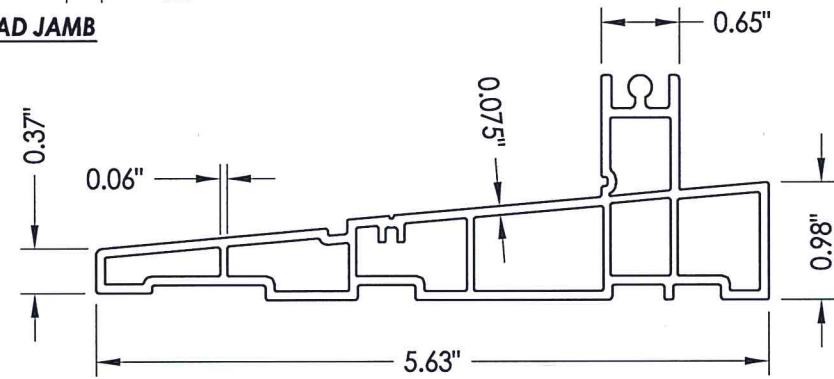
**G1 GLAZING DETAIL**



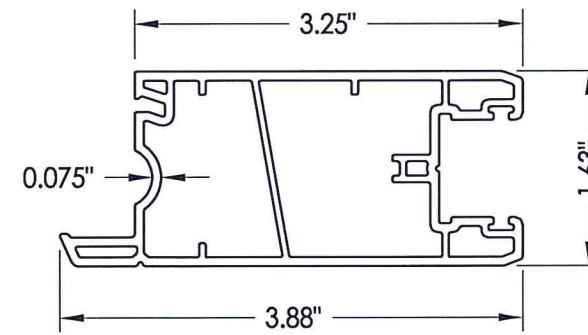
**4 PD HEAD JAMB**



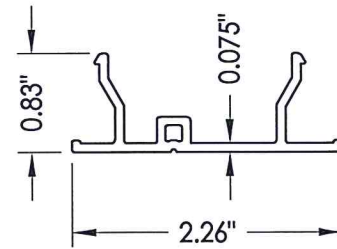
**6 PD JAMB**



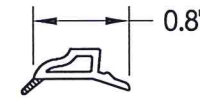
**5 PD SILL**



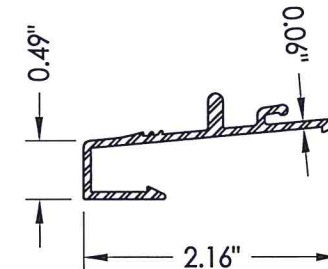
**8 PD SASH Jamb Stile**



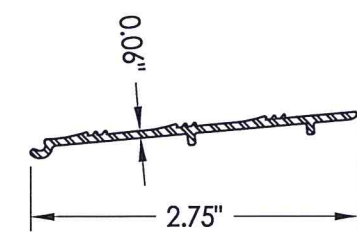
**11 JAMB COVER**




**14 GLAZING BEAD**



**41 SILL NOSING**



**42 SILL EXTENDER**



Documents Prepared By: Lyndon F. Schmidt, P.E.  
TEXAS P.E. #104123

**RW** BUILDING CONSULTANTS, INC.  
P.O. Box 230 Valrico FL 33595  
Phone No.: 813.659.9197  
TEXAS BOARD OF PROFESSIONAL ENGINEERS  
CERTIFICATE OF REGISTRATION # F-11852

PRODUCT: SUNRISE WINDOWS  
PART OR ASSEMBLY: BILL OF MATERIALS, COMPONENTS & GLAZING DETAILS

NO.	DATE	BY	REVISIONS

DATE: 5/3/21  
SCALE: N.T.S.  
DWG. BY: RW  
CHK. BY: LFS  
DRAWING NO.: TX-5200  
SHEET 4 OF 4

© 2021 R.W. BUILDING CONSULTANTS INC.