

NOTES:

1. VINYL OR WOOD DOOR STOP NAILED A MAXIMUM OF 6" O.C. MUST OVERLAP TOP AND BOTH ENDS OF PANELS MINIMUM 7/16" TO MEET NEGATIVE PRESSURES.

2. SLIDE LOCK OR OPERATOR REQUIRED. LOW HEADROOM REQUIRES A LOCK ON THE LEFT AND RIGHT SIDE OF THE DOOR.

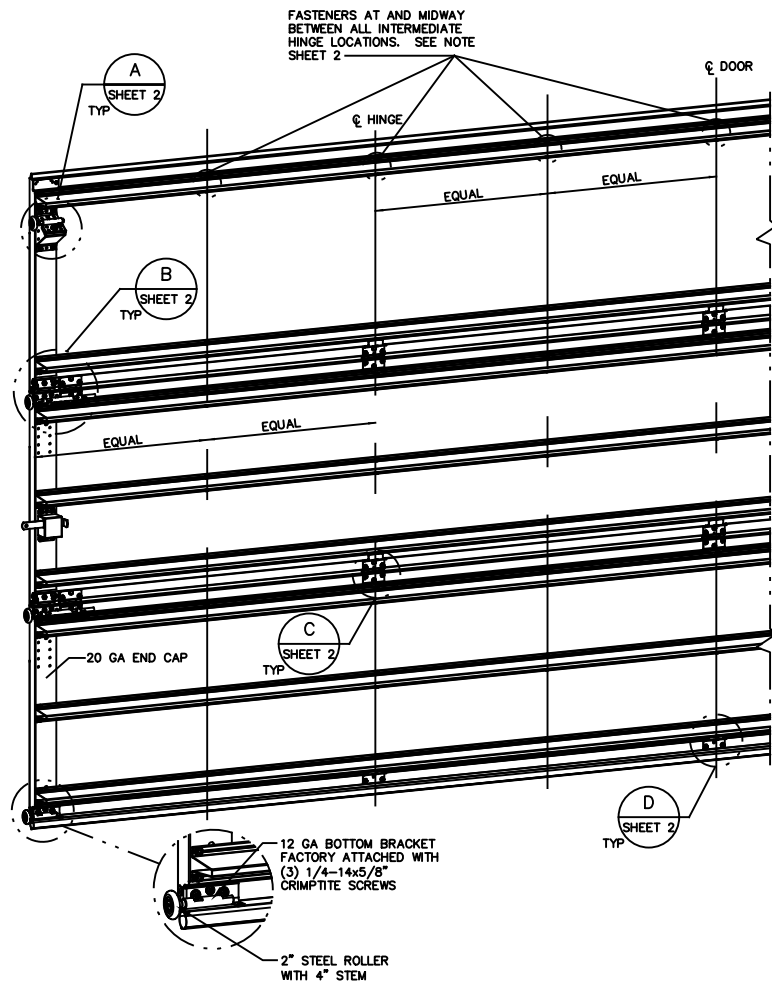
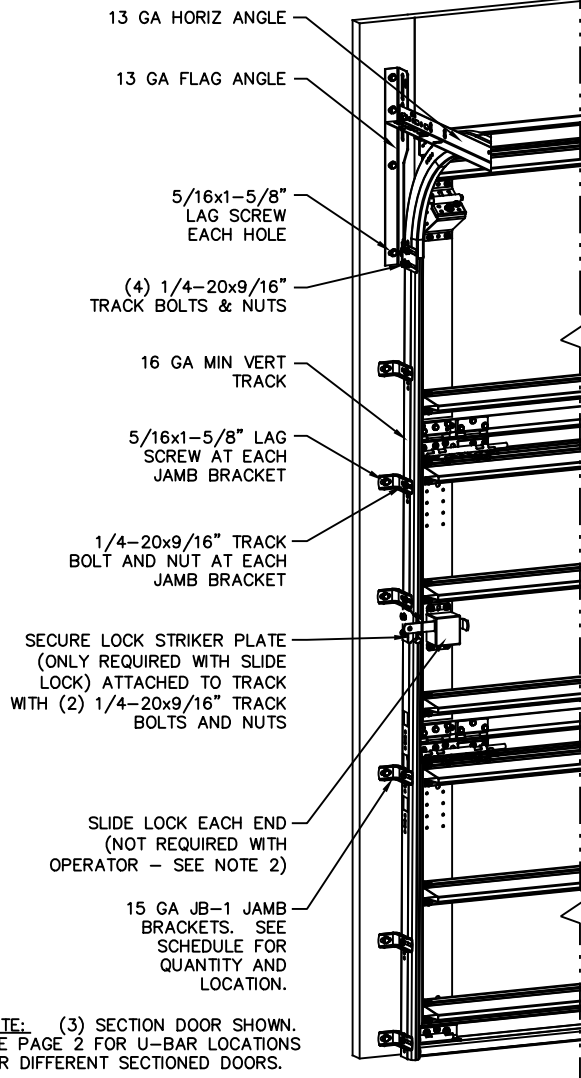
3. THE DESIGN OF THE SUPPORTING STRUCTURAL ELEMENTS SHALL BE THE RESPONSIBILITY OF THE PROFESSIONAL OF RECORD FOR THE BUILDING OR STRUCTURE AND IN ACCORDANCE WITH CURRENT BUILDING CODES FOR THE LOADS LISTED ON THIS DRAWING.

4. SECTION STEEL TO HAVE THE FOLLOWING MINIMUM THICKNESS:
EXTERIOR - 27 GA
INTERIOR - 30 GA

5. DOOR JAMB TO BE MINIMUM 2x6 STRUCTURAL GRADE LUMBER AND BE SPRUCE, PINE, OR FIR. REFER TO JAMB CONNECTION SUPPLEMENT FOR ATTACHMENT TO SUPPORTING STRUCTURE.

6. FOR LOW HEAD ROOM LIFT CONDITIONS, TOP BRACKET SHALL BE A LHR TOP BRACKET IN LIEU OF THE BRACKET SHOWN ON THIS DRAWING. SEE LHR, DETAIL A, SHEET

7. 11 GA ROLLER SLIDES WITH WELDED ENDS AND 11 GA REINFORCING BRACKETS REQUIRED FOR DOORS > 8' TALL.



REVISIONS
P3 CHANGES MADE PER ETC LABORATORIES TESTING AND CHANGES TO GENERAL FORMAT 1/17/06 GRT
P4 UPDATED TITLE BLOCK 4/15/13 GRT
P5 UPDATED DUE TO TESTING AND CHANGES TO GENERAL FORMAT 8-22-16 GAC
P6 ER 31281 REVISED NOMENCLATURE FOR ROLLERS TO 1144 GRADE STEEL 2-1-17 GAC
G UPDATED PER PCR32744. UPDATED REV LEVELS TO ALPHABETICAL 12/8/21 SW

DOOR HEIGHT	NO. OF SECTIONS	NO. OF JAMB BRACKETS (EACH JAMB)	LOCATION OF CENTERLINE OF JAMB BRACKETS MEASURED FROM BOTTOM OF TRACK (ALL DIMENSIONS ± 2")
7'-0"	3	6	2", 10", 26", 42", 53", 63"
8'-0"	4	8	2", 10", 26", 39", 48", 57", 66", 75"
> 8'-0"			SEE NOTE BELOW

NOTE: ALL DOORS GREATER THAN 8' IN HEIGHT REQUIRE USE OF CONTINUOUS WALL ANGLE. SEE SUPPLEMENT TRACK CHART FOR DETAILS.

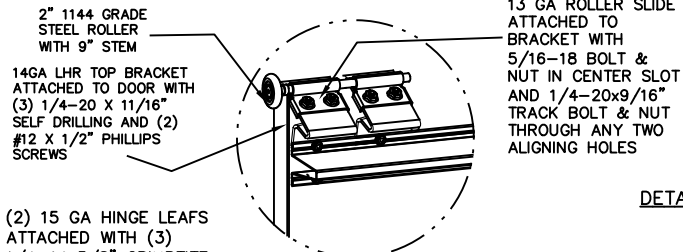
DOOR WIDTH	DOOR HEIGHT	UNIFORM LOAD EACH JAMB (PLF)
18'-0"	7'-0"	+198.0/-220.5
	8'-0"	+198.0/-220.5

Wayne Dalton
A DIVISION OF OVERHEAD DOOR CORP
3395 ADDISON DRIVE
PENSACOLA, FLORIDA 32514
(850) 474-9890

STATIC PRESSURE RATINGS		APPROVED SIZES	SCALE: N.T.S.	SIZE: A
DESIGN (PSF):	+22.00/-24.50	MAX WIDTH: 18'-0"	DATE	NAME
IMPACT/CYCLIC RATED (YES/NO): NO		MAX HEIGHT: 14'-0"	DRAWN	GRT
		MAX SECTION HEIGHT: 28"	CHECKED	MRB
MODELS 9700/9510			SHEET 1 OF 2	
WINDLOAD SPECIFICATION OPTION CODE 0532			DRAWING PART NO.	REV.
			318954	G

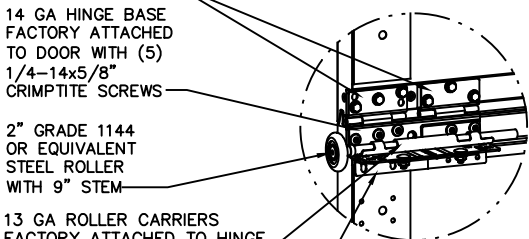
COMPLIES WITH IBC/IRC 2018
This door has been tested per ANSI/DASMA 108

LOW HEADROOM TRACK



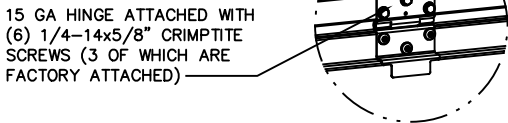
DETAIL A

(2) 15 GA HINGE LEAFS ATTACHED WITH (3) 1/4-14x5/8" CRIMPITTE SCREWS EACH



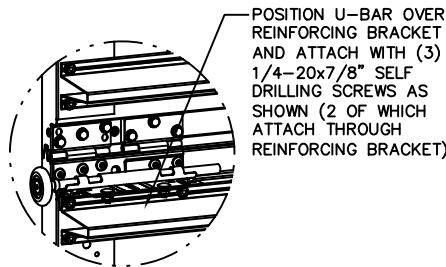
BEFORE U-BAR INSTALLATION

13 GA REINFORCING BRACKET ATTACHED BENEATH HINGE BASE. (EXCEPTION: NOTE #7)



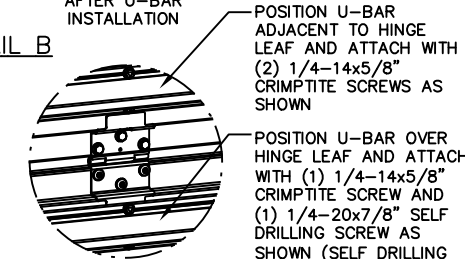
BEFORE U-BAR INSTALLATION

DETAIL B




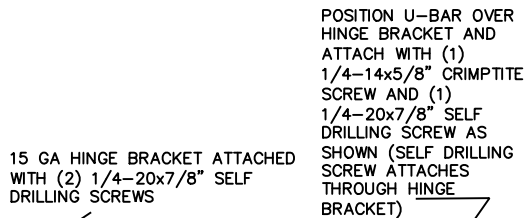
AFTER U-BAR INSTALLATION

DETAIL C

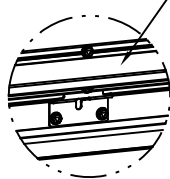


AFTER U-BAR INSTALLATION

DETAIL D

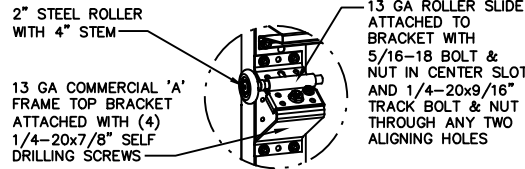


BEFORE U-BAR INSTALLATION

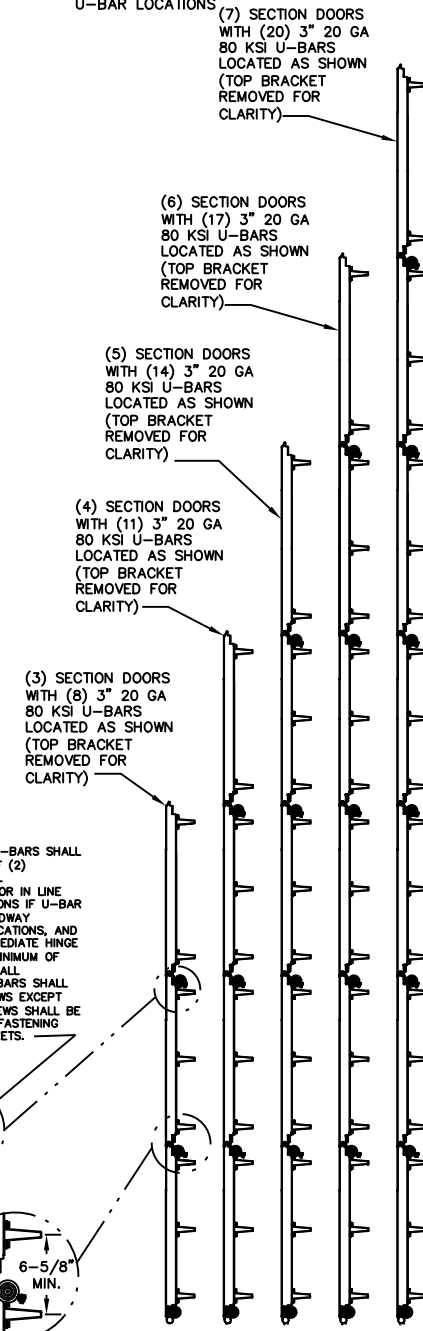


AFTER U-BAR INSTALLATION

STANDARD LIFT TRACK

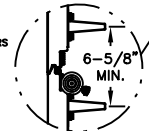


U-BAR LOCATIONS



UNLESS NOTED OTHERWISE, ALL U-BARS SHALL BE ATTACHED WITH A MINIMUM OF (2) FASTENERS AT EACH END. AT ALL INTERMEDIATE HINGE LOCATIONS (OR IN LINE WITH INTERMEDIATE HINGE LOCATIONS IF U-BAR IS NOT LOCATED AT A HINGE), MIDWAY BETWEEN INTERMEDIATE HINGE LOCATIONS, AND MIDWAY BETWEEN OUTSIDE INTERMEDIATE HINGE LOCATIONS AND END OF DOOR (MINIMUM OF (18) FASTENERS EACH U-BAR). ALL FASTENERS USED TO ATTACH U-BARS SHALL BE 1/4-14x5/8" CRIMPITTE SCREWS EXCEPT 1/4-20x7/8" SELF DRILLING SCREWS SHALL BE USED AT END CAPS AND WHERE FASTENING THROUGH HINGE LEAFS OR BRACKETS.

NOTE: U-BARS SHOULD BE INSTALLED LEVEL ACROSS DOOR AND MAINTAIN A MINIMUM CENTERLINE SPACING OF 6-5/8" MIN. BETWEEN U-BARS ON ADJACENT SECTIONS



REVISIONS

STATIC PRESSURE RATINGS		APPROVED SIZES		SCALE: N.T.S.		SIZE: A	
DESIGN (PSF):	+22.00/-24.50	MAX WIDTH:	18'-0"	DATE	1/17/06	NAME	GRT
IMPACT/CYCLIC RATED (YES/NO): NO		MAX HEIGHT:	14'-0"	DRAWN	2/10/06	MRB	
MODELS 9700/9510				SHEET 2 OF 2			
WINDLOAD SPECIFICATION OPTION CODE 0532				DRAWING PART NO.	318954	REV.	G

Wayne Dalton
 A DIVISION OF OVERHEAD DOOR CORP
 3395 ADDISON DRIVE
 PENSACOLA, FLORIDA 32514
 (850) 474-9890