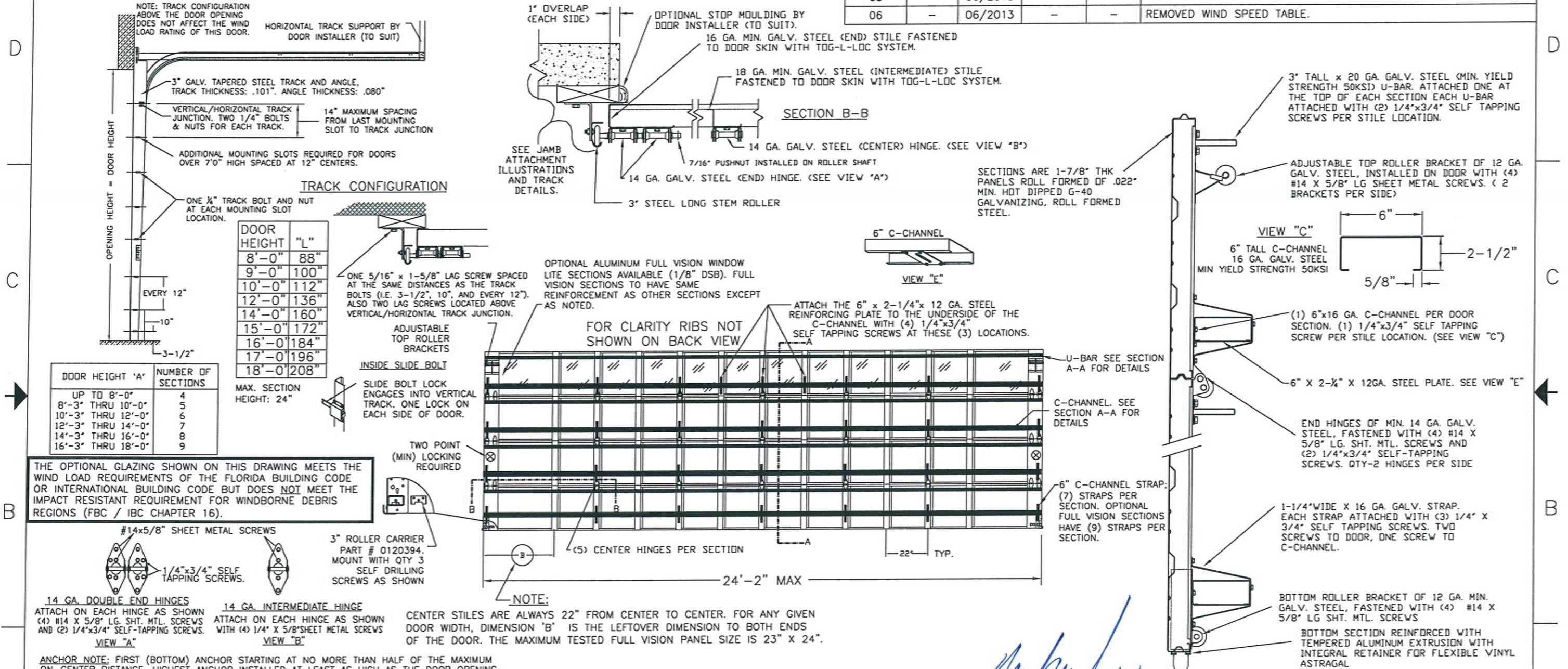


MODELS AVAILABLE (CLOPAY/ HOLMES/ IDEAL)  
 MODELS 524, 520/ 224/ C4ST, COST  
 INSULATED MODELS 524S, 520S, 524V/ 224S/ C4SS, COSS, C4SV

UP TO 24'-2" WIDE X 18'-0" HIGH

REVISIONS

REV. NO.	ZONE:	DATE:	ECN NO.	APPVD:	DESCRIPTION
04	-	08/2012	-	-	REVISED FOR TDI
05	-	06/2013	-	-	REMOVED ACYLIC GLAZING OPTION.
06	-	06/2013	-	-	REMOVED WIND SPEED TABLE.

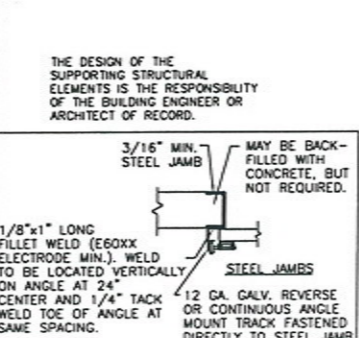
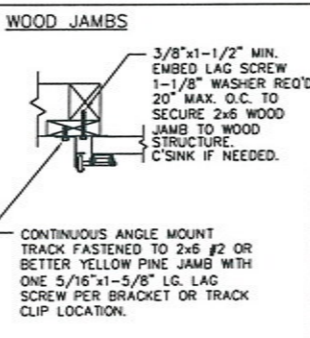
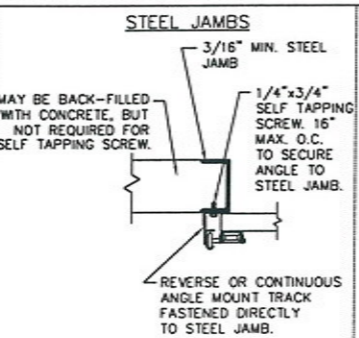
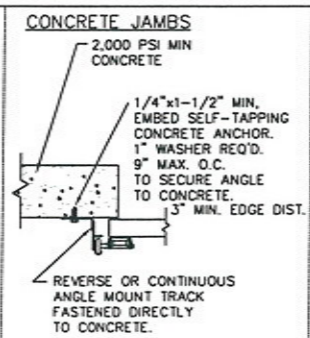
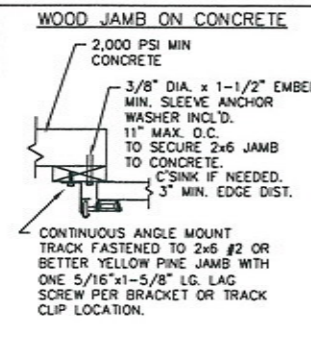


THE OPTIONAL GLAZING SHOWN ON THIS DRAWING MEETS THE WIND LOAD REQUIREMENTS OF THE FLORIDA BUILDING CODE OR INTERNATIONAL BUILDING CODE BUT DOES NOT MEET THE IMPACT RESISTANT REQUIREMENT FOR WINDBORNE DEBRIS REGIONS (FBC / IBC CHAPTER 16).

**14 GA. DOUBLE END HINGES**  
 ATTACH ON EACH HINGE AS SHOWN WITH (4) #14 X 5/8" LG. SHT. MTL. SCREWS AND (2) 1/4"x3/4" SELF-TAPPING SCREWS. **VIEW "A"**

**14 GA. INTERMEDIATE HINGE**  
 ATTACH ON EACH HINGE AS SHOWN WITH (4) 1/4" X 5/8" SHEET METAL SCREWS WITH (4) 1/4" X 5/8" SHEET METAL SCREWS. **VIEW "B"**

**NOTE:**  
 CENTER STILES ARE ALWAYS 22" FROM CENTER TO CENTER. FOR ANY GIVEN DOOR WIDTH, DIMENSION "B" IS THE LEFTOVER DIMENSION TO BOTH ENDS OF THE DOOR. THE MAXIMUM TESTED FULL VISION PANEL SIZE IS 23" X 24".



THE DESIGN OF THE SUPPORTING STRUCTURAL ELEMENTS IS THE RESPONSIBILITY OF THE BUILDING ENGINEER OR ARCHITECT OF RECORD.

CLOPAY CORP.  
 ALL-RIGHTS RESERVED.  
 Unless Stated Otherwise TOLERANCES are:  
 .00 = ±.015  
 .000 = ±.005  
 .0000 = ±.001  
 Degrees = ±.1/2"  
 Unless Stated Otherwise DIMENSIONS ARE IN INCHES.

DESIGN LOADS: +25 & -25 P.S.F.  
 TEST LOADS: +37.5 & -37.5 P.S.F.

MARK WESTERFIELD, P.E.  
 FLORIDA P.E. NO. 48495,  
 NC P.E. #23832, TEXAS P.E. #91513

MANUFACTURING PRODUCT CODE:  
 MPC: C-PAN-1E448

CLOPAY WINDLOAD RATING  
 W4

**Clopay**  
 Building Products Company

8585 Duke Boulevard  
 Mason, OH 45040 USA  
 Tel. No. 513-770-4800  
 Fax No. 513-770-4853

DESCRIPTION: COMMERCIAL RIBBED DOOR, +25/-25 PSF DESIGN LOAD

DRAWN BY: RJK	DATE: 11/02/04	SCALE: NONE	DWG. B
CHECKED BY: MWW	DATE: -	SHEET 1 OF 1	SIZE B
DWG. NO.: 103333	VER: TDI		