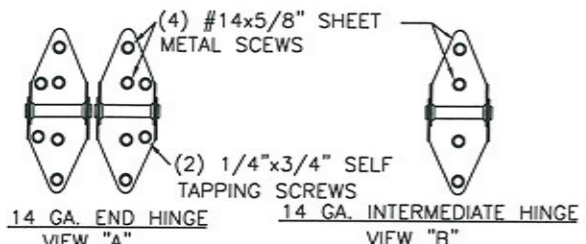
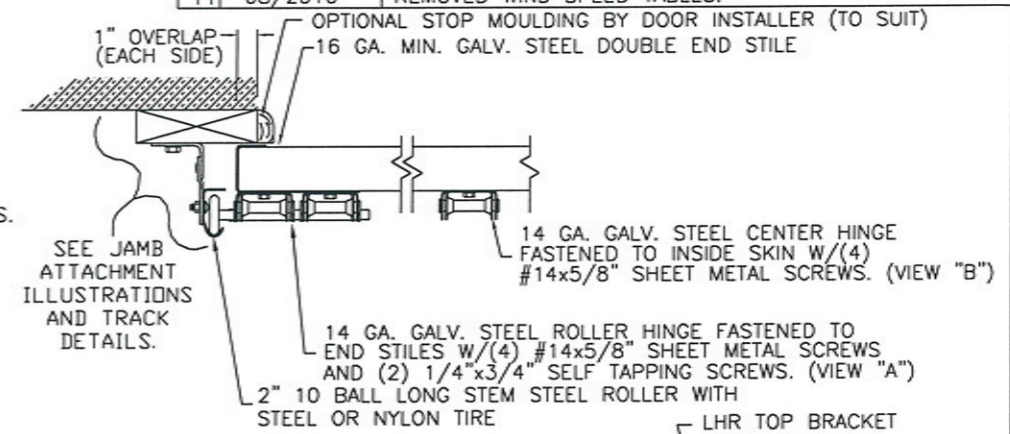
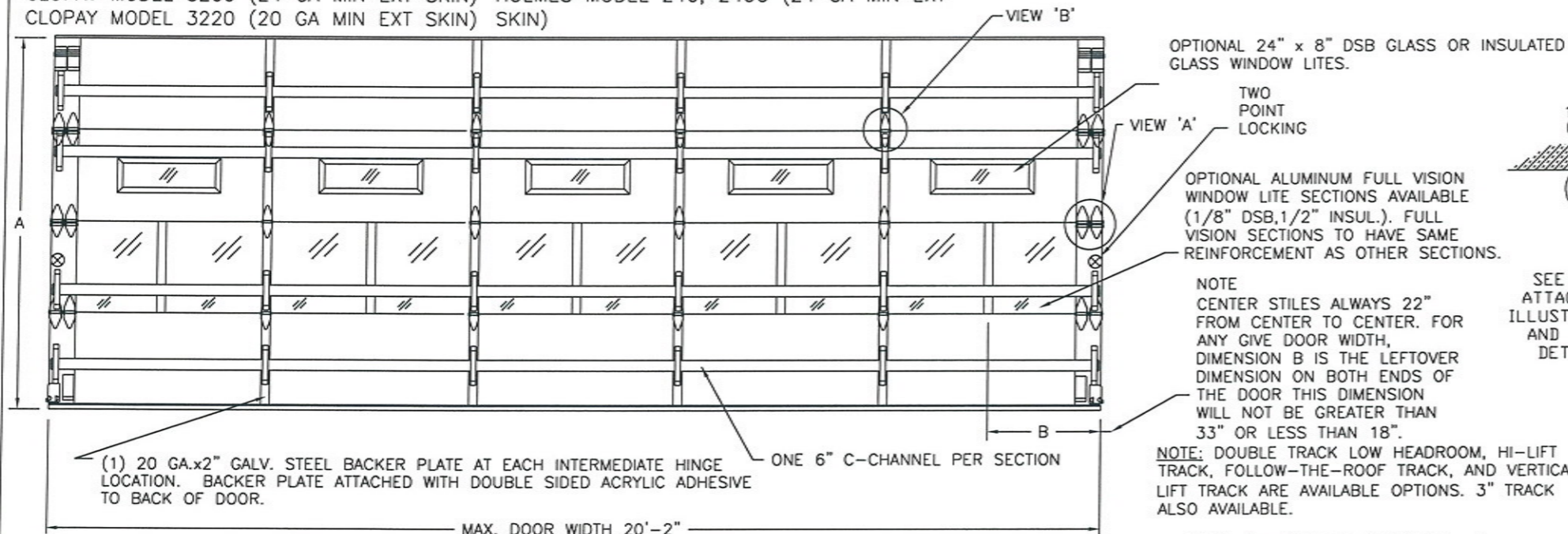


CLOPAY MODEL 3200 (24 GA MIN EXT SKIN) HOLMES MODEL 240, 240G (24 GA MIN EXT SKIN)
 CLOPAY MODEL 3220 (20 GA MIN EXT SKIN) SKIN)

REV	DATE	DESCRIPTION
8	02/2012	UPDATED WINDCODE CHART
9	08/2012	REVISED FOR TDI
10	06/2013	REMOVED ACRYLIC/WIRE. SPECIFIED DIMENSIONS.
11	08/2016	REMOVED WIND SPEED TABLES.

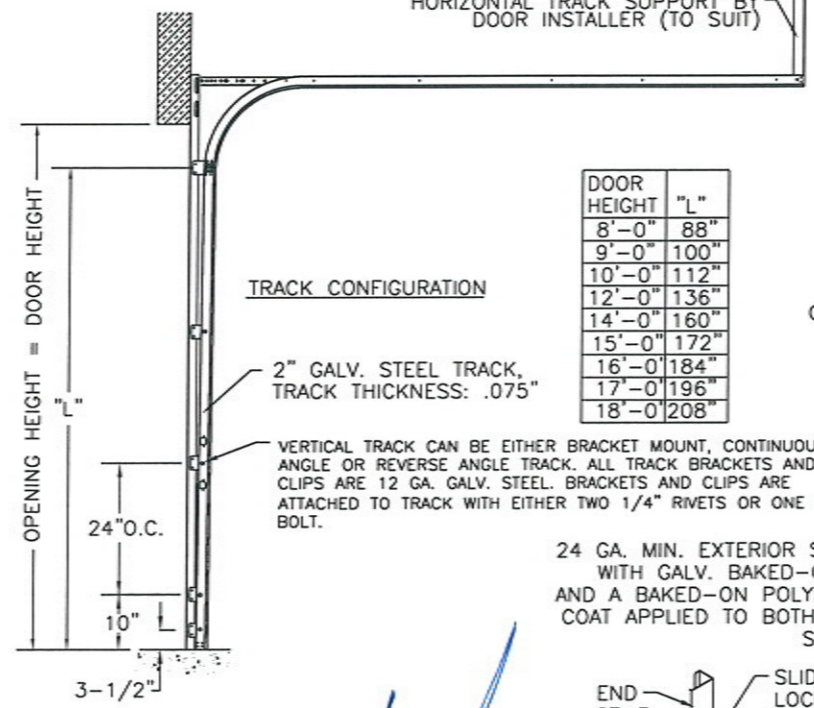


DOOR HEIGHT 'A'	NUMBER OF SECTIONS
UP TO 8'-0"	4
8'-3" THRU 10'-0"	5
10'-3" THRU 12'-0"	6
12'-3" THRU 14'-0"	7
14'-3" THRU 16'-0"	8
16'-3" THRU 18'-0"	9

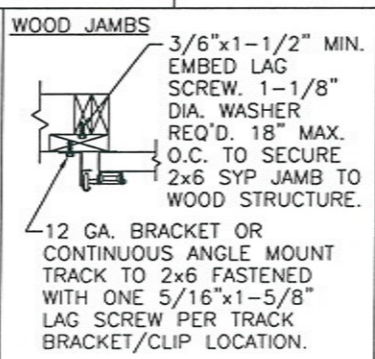
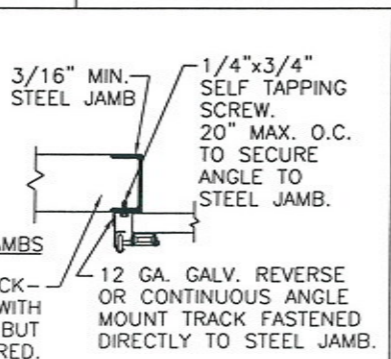
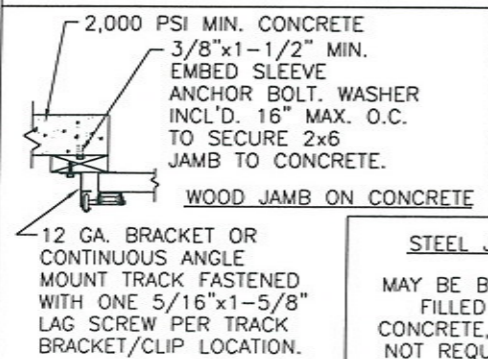
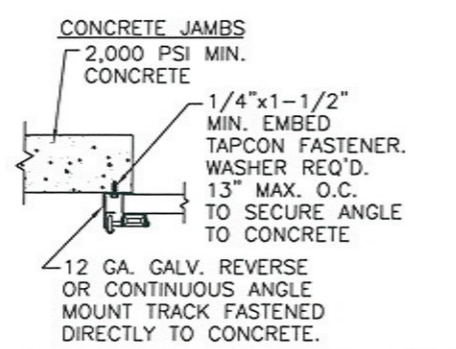
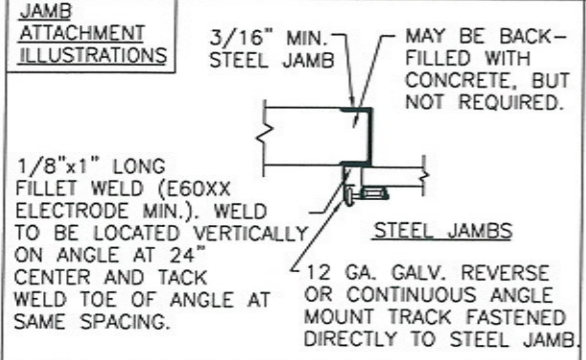
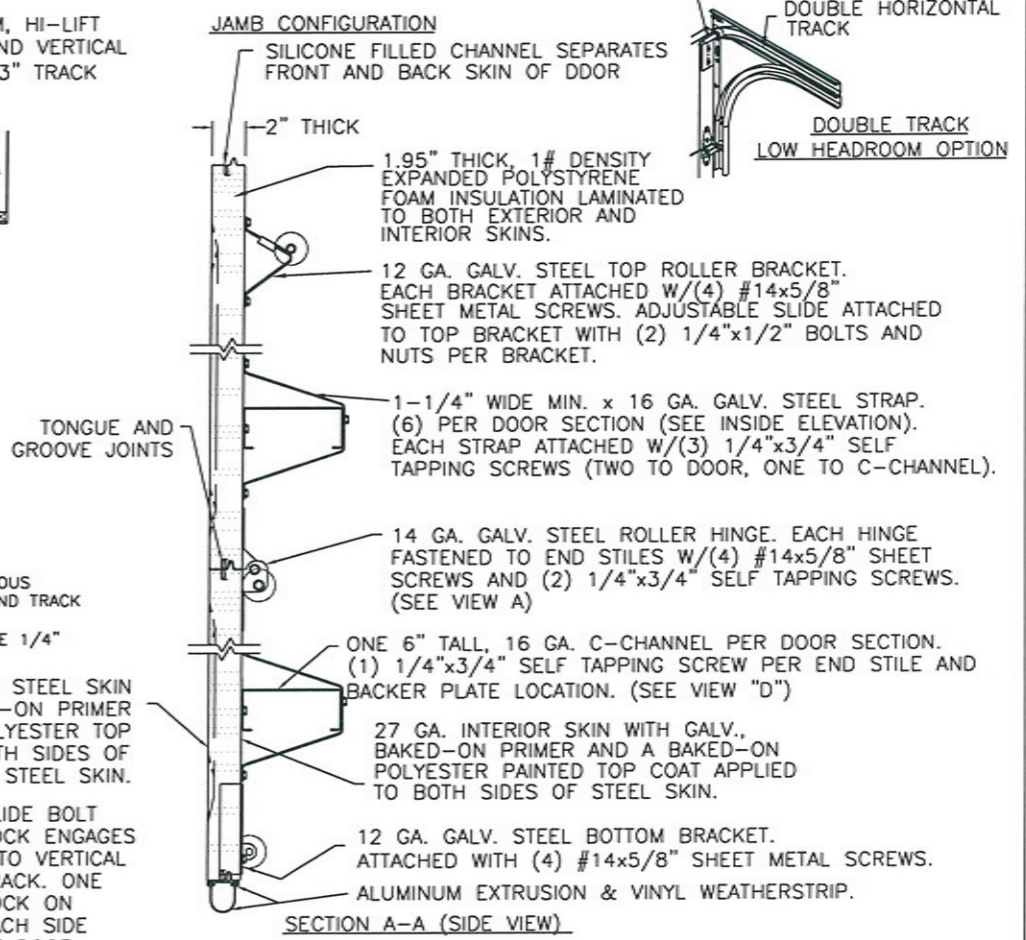
MAX. SECTION HEIGHT: 24"

DOOR WIDTH	# OF BACKER PLATES	# OF STRAPS
16'-4" THRU 20'-2"	4	6

NOTE: THE DESIGN OF THE SUPPORTING STRUCTURAL ELEMENTS ARE THE RESPONSIBILITY OF THE PROFESSIONAL OF RECORD FOR THE BUILDING OR STRUCTURE AND IN ACCORDANCE WITH CURRENT BUILDING CODES FOR THE LOADS LISTED ON THIS DRAWING.



DOOR HEIGHT	"L"
8'-0"	88"
9'-0"	100"
10'-0"	112"
12'-0"	136"
14'-0"	160"
15'-0"	172"
16'-0"	184"
17'-0"	196"
18'-0"	208"



STATE OF FLORIDA
 8/12/16
 MARK W. WESTERFIELD
 DESIGN ENGINEER

Clopay
 Building Products Company

GLOPAY BUILDING PRODUCTS COMPANY
 8585 DUKE BLVD.
 MASON, OH 45040
 (513) 770-4800

Clopay Corporation All Rights Reserved.

THE OPTIONAL GLAZING SHOWN ON THIS DRAWING MEETS THE WIND LOAD REQUIREMENTS OF THE FLORIDA BUILDING CODE OR INTERNATIONAL BUILDING CODE BUT DOES NOT MEET THE IMPACT RESISTANT REQUIREMENT FOR WINDBORNE DEBRIS REGIONS (REF. CHAPTER 16 FBC/IBC)

DESIGN ENGINEER: MARK WESTERFIELD, P.E.
 FLORIDA P.E. #48495
 DESIGN LOADS: +25.0, -28.0 PSF
 TEST LOADS: +37.5, -42.0 PSF

MANUFACTURING PRODUCT CODE: MPC: C-DSIE-1F447	CLOPAY WINDLOAD RATING: W4	MAX. SIZE: 20'-2" X 18'-0"
DATE: 9/12/96	DESCRIPTION: COMM 2" EPS: +25/-28 PSF	
DRAWN BY: MWW	DRAWING NUMBER: B 101682	
CHECKED BY:		