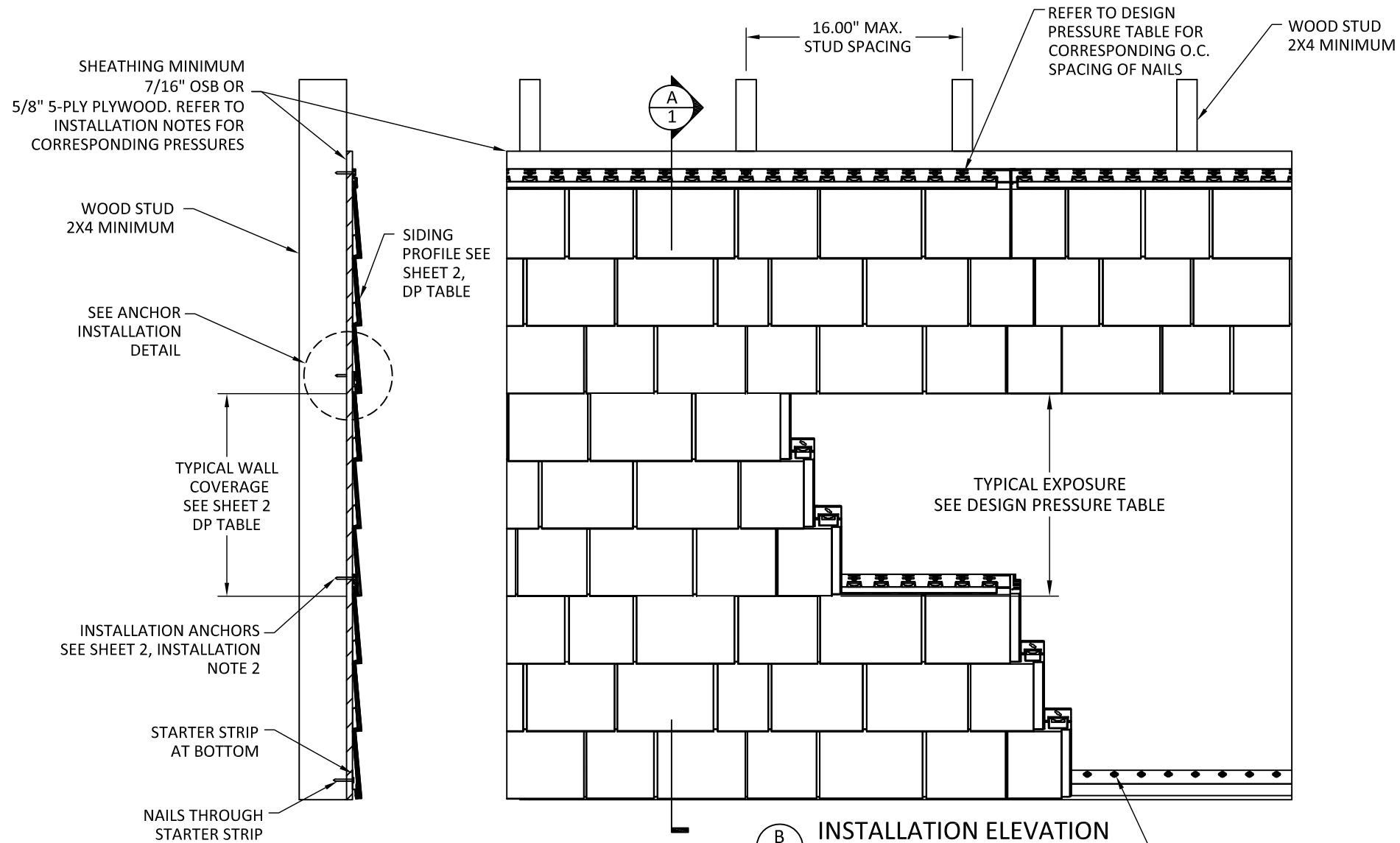


DERBY BUILDING PRODUCTS, INC.

NOVIK AND TANDO SIDING PRODUCTS



160, des Grands-Lacs,
Saint-Augustin-de-Desmaures,
QC, Canada, G3A 2K1



GENERAL NOTES:

- THE PRODUCT SHOWN HEREIN IS DESIGNED AND MANUFACTURED TO COMPLY WITH THE 2006 INTERNATIONAL BUILDING CODE AND TEXAS DEPARTMENT OF INSURANCE (TDI) REVISIONS:
 - TAS 202-94
 - TAS 203-94
 - ASTM D7254
 - ASTM E84
- ADEQUACY OF THE EXISTING STRUCTURAL 2X FRAMING AS A MAIN WIND FORCE RESISTING SYSTEM CAPABLE OF WITHSTANDING AND TRANSFERRING APPLIED PRODUCT LOADS TO THE FOUNDATION IS THE RESPONSIBILITY OF THE ENGINEER OR ARCHITECT OF RECORD FOR THE PROJECT OF INSTALLATION.
- 2X STUDS (WHEN USED) SHALL BE DESIGNED AND ANCHORED TO PROPERLY TRANSFER ALL LOADS TO THE STRUCTURE. STUDS DESIGN AND INSTALLATION IS THE RESPONSIBILITY OF THE ENGINEER OR ARCHITECT OF RECORD FOR THE PROJECT OF INSTALLATION.
- THE INSTALLATION DETAILS DESCRIBED HEREIN ARE GENERIC AND MAY NOT REFLECT ACTUAL CONDITIONS FOR A SPECIFIC SITE. IF SITE CONDITIONS CAUSE INSTALLATION TO DEVIATE FROM THE REQUIREMENTS DETAILED HEREIN, A LICENSED ENGINEER OR ARCHITECT SHALL PREPARE SITE SPECIFIC DOCUMENTS FOR USE WITH THIS DOCUMENT.
- POLYPROPYLENE SIDING MEETS THE REQUIREMENTS OF CHAPTER 14 OF THE INTERNATIONAL BUILDING CODE (IBC).
- SIDING SPECIFICATIONS:
 - SIDING MATERIAL: POLYPROPYLENE (PER ASTM D7254)
 - MINIMUM WALL THICKNESS: REFER TO DESIGN PRESSURE TABLE, SHEET 2
 - ALLOWABLE DESIGN PRESSURE: REFER TO DESIGN PRESSURE TABLE, SHEET 2
- INSTALLATION OF SIDING ACCESSORIES SUCH AS CORNER POSTS, STARTER STRIPS, TRIMS AROUND OPENINGS SHALL BE DONE IN ACCORDANCE WITH THE CURRENT INTERNATIONAL BUILDING CODE AND THE MANUFACTURER'S INSTRUCTIONS.

A
1 INSTALLATION SECTION

B
1 INSTALLATION ELEVATION

C
1 ANCHOR INSTALLATION DETAIL


TITLE: **NOVIK AND TANDO SIDING PRODUCTS**

GENERAL & INSTALLATION NOTES ELEVATION & SECTION VIEWS

PREPARED BY: **BUILDING DROPS, INC.**
398 E. DANIA BEACH BLVD., STE. 338
DANIA BEACH, FL 33004
PH: (954)399-8478
FAX: (954)744-4738
WEB: www.buildingdrops.com

REMARKS	BY	DATE

THE INSTALLATION DETAILS DESCRIBED HEREIN ARE GENERIC AND MAY NOT REFLECT ACTUAL CONDITIONS FOR A SPECIFIC SITE. IF SITE CONDITIONS CAUSE INSTALLATION TO DEVIATE FROM THE REQUIREMENTS DETAILED HEREIN, A LICENSED ENGINEER OR ARCHITECT SHALL PREPARE SITE SPECIFIC DOCUMENTS FOR USE WITH THIS DOCUMENT



HERMES F. NORERO, P.E.
TEXAS P.E. No 118471
398 E. DANIA BEACH BLVD. # 338
DANIA BEACH, FL 33004
TBPE No. 13734

DATE:	08.22.18
DWG. BY:	EG
CHK. BY:	HFN
SCALE:	NTS
DWG. #:	DBP003
SHEET:	1

9/4/2019 1:57 PM
s:\projects\derby_building_products\inc\tdi-18-0701...tdi_submittal_novik_and_tando_polymer_siding\dwgs\dbp003.dwg

TITLE: **NOVIK AND TANDO SIDING PRODUCTS**
DESIGN PRESSURE TABLE AND OVERLAP & PROFILE DETAIL
PREPARED BY: **BUILDING DROPS, INC.**
398 E. DANIA BEACH BLVD., STE. 338
DANIA BEACH, FL 33004
PH: (954)399-8478
FAX: (954)744-4738
WEB: www.buildingdrops.com

REMARKS	BY	DATE

THE INSTALLATION DETAILS DESCRIBED HEREIN ARE GENERIC AND MAY NOT REFLECT ACTUAL CONDITIONS FOR A SPECIFIC SITE. IF SITE CONDITIONS CAUSE INSTALLATION TO DEVIATE FROM THE REQUIREMENTS DETAILED HEREIN, A LICENSED ENGINEER OR ARCHITECT SHALL PREPARE SITE SPECIFIC DOCUMENTS FOR USE WITH THIS DOCUMENT

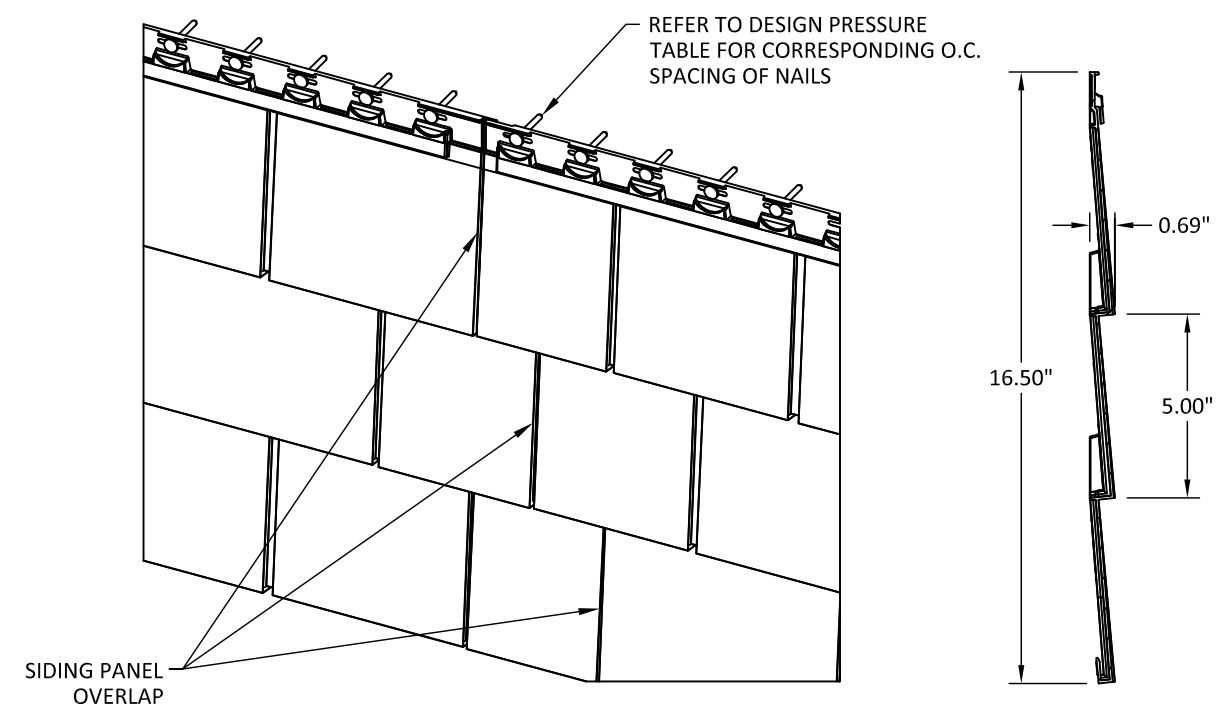


HERMES F. NORERO, P.E.
TEXAS P.E. No 118471
398 E. DANIA BEACH BLVD. # 338
DANIA BEACH, FL 33004
TBPE No. 13734

DATE: **08.22.18**
DWG. BY: **EG** CHK. BY: **HFN**
SCALE: **NTS**
DWG. #: **DBP003**
SHEET:

Siding Name	Panel Configuration/Description	Nominal Panel Dimensions (in.)	Typical Thickness (in.)	Allowable Pressure (psf)	
				Nails	
				16" O.C. Max.	2" O.C. Max.
NovikShake™ HS	Hand-Split Shake	48.38 x 18.75	0.09	33	N/A
NovikShake™ RS	Rough Shewn Shake	48.75 x 14.5	0.085	33	N/A
NovikShake™ SE	Staggered Edge Shake	51.13 x 8.5	0.085	46.3	N/A
Portsmouth Cedar Shake D7	Portsmouth Cedar Shake	53.85 x 16.25	0.09	33	N/A
NovikShake™ PS	Perfect Shake	74.25 x 15	0.085	33	N/A
NovikStone™ SK	Stacked Stone	45 x 20.25	0.09	33	N/A
NovikPlank™ D6	Double 6" Plank	99 x 13.5	0.095	46.3	N/A
NovikPlank™ S8 or TandoShake™ Beveled 8	Single 8" Plank	98 x 9.75	0.095	46.3	N/A
NovikShake™ RS8 or TandoShake™ Rustic Cedar 6	Rough Shewn 8' Shake	96.5 x 8.5	0.085	46.3	N/A
NovikStone™ RR or TandoStone™ Stream Stone	River Rock	50 x 19.13	0.125	33	N/A
NovikStone™ FS or TandoStone™ Bank Stone	Fieldstone	50 x 19.13	0.125	33	N/A
NovikStone™ DS or TandoStone™ Flat Stone	Dry Stack Stone	41.5 x 13.13	0.11	46.3	N/A
NovikShake™ HR	Half-Round	32 x 10	0.085	33	N/A
Portsmouth 8-foot S7	Portsmouth Cedar Shake	92.75 x 8.75	0.085	46.3	N/A
NovikBrick™ HL	Hand-Laid Brick	48 x 18.5	0.09	33	N/A
NovikBrick™ DHL	Deco Hand-Laid Brick	48 x 18.5	0.09	33	N/A
NovikStone™ HC	Hand-Cut Stone	48 x 18.5	0.09	33	N/A
NovikStone™ PHC	Premium Hand-Cut Stone	48 x 18.5	0.1	33	N/A
TandoShake™ Cape Cod Perfection	Cape Cod Perfection	46.88 x 16.5	0.08	33	129.6
TandoShake™ Beach House Shake™	Beach House Shake	46.88 x 16.5	0.08	33	129.6
NovikShake™ NP	Perfect Shake 5"	46.88 x 16.5	0.08	33	129.6

NOTE:
1. ALLOWABLE DESIGN PRESSURE DETERMINED IN ACCORDANCE WITH THE INTERNATIONAL BUILDING CODE (IBC).



D OVERLAP DETAIL
2

E SIDING PROFILE
2 FOR 2" O.C. SPACING

INSTALLATION NOTES:

- ONE (1) INSTALLATION FASTENER IS REQUIRED AT EACH ANCHOR LOCATION SHOWN. REFER TO DESIGN PRESSURE TABLE FOR CORRESPONDING ANCHOR SPACING.
- INSTALLATION FASTENERS ARE GALVANIZED STEEL ROOFING NAILS AS FOLLOWS: 1 1/2" LONG WITH 1/8" DIAMETER SHANKS AND 7/16" DIAMETER HEADS. NAILS ARE NOT REQUIRED TO PENETRATE INTO STUDS, BUT SHALL COMPLETELY PENETRATE WALL SHEATHING.
- INSTALLATION FASTENERS SHALL BE AS LISTED AND SPACED AS SPECIFIED IN DESIGN PRESSURE TABLE. FASTENER SHALL COMPLETELY PENETRATE WALL SHEATHING.
- INSTALLATION FASTENERS AND ASSOCIATED HARDWARE MUST BE MADE OF CORROSION RESISTANT MATERIAL OR HAVE A CORROSION RESISTANT COATING.
- INSTALLATION FASTENERS SHALL BE INSTALLED IN ACCORDANCE WITH ANCHOR MANUFACTURER'S INSTALLATION INSTRUCTIONS, AND FASTENERS SHALL NOT BE USED IN SUBSTRATES WITH STRENGTHS LESS THAN THE MINIMUM STRENGTH SPECIFIED BY THE ANCHOR MANUFACTURER.
- INSTALLATION ANCHOR CAPACITIES FOR PRODUCTS HEREIN ARE BASED ON SUBSTRATE MATERIALS WITH THE FOLLOWING PROPERTIES:
A. WOOD - MINIMUM SPECIFIC GRAVITY OF 0.42.
B. SHEATHING:
5/8" 5-PLY PLYWOOD MINIMUM. (129.6 PSF)
7/16" OSB. (33 AND 46.3 PSF)

s:\projects\derby_building_products\inc\tdl-18-0701--tdl-submittal--novik_and_tando_polymer_siding.dwg:dbp003.dwg 9/4/2019 1:57 PM